







CURRENT MONITORING - GAMMA SERIES

FUNCTIONS

<p>UNDER</p> <p>The output relay remains switched on until the monitored value falls below the minimum value. As soon as the monitored value exceeds the maximum value, the output relay switches to the on position again.</p> 	<p>WIN</p> <p>The output relay remains switched on until the monitored value lies within the defined window. As soon as the monitored value enters the defined window again, the output relay switches to the on position again.</p> 	<p>OVER</p> <p>The output relay remains switched on until the monitored value exceeds the maximum value. As soon as the monitored value falls below the minimum value, the output relay switches to the on position again.</p> 	<p>START-UP</p> <p>The output relay switches on when the supply voltage is applied. Changes to measured variables have no impact on the setting of the output relay during start-up suppression.</p> 
<p>LATCH (Fault latch)</p> <p>If the device detects a fault, the output relay only switches on again when the fault latch has been reset. The fault latch can be reset by means of an internal or external reset button or by interrupting the supply voltage.</p> 	<p>DELAY</p> <p>If the monitored value leaves the selected range, the output relay only switches to the off position following expiry of the trip delay.</p> 		

THREE PHASE CURRENT MONITORING MODELS



Model	G2JM5AL20 24-240V	G2JM5AL20**
Functions	Under, Under + Latch, Over, Over + Latch, Window, Window + Latch	Under, Under + Latch, Over, Over + Latch, Window, Window + Latch
Contacts	2 C/O	2 C/O
Measuring	Three Phase Current - 5 Amps	Three Phase Current - 5 Amps
Control Voltage	24 - 240VAC/DC	12 - 400VAC**
Tripping Delay/Fault Latch/Start-up Delay	0.1 - 10 sec / Yes / 0 - 10 sec	0.1 - 10 sec / Yes / 0 - 10 sec
Suitable for Frequency Converters	Yes	Yes
Size	22.5mm wide	22.5mm wide

** Please Note that a TR2 Voltage Module needs to be selected for models with ** and is fitted before dispatch. The List Price above includes the TR2 Module. All TR2 Voltage Modules are listed in the Accessories Section.

CURRENT MONITORING - GAMMA SERIES

FUNCTIONS

UNDER

The output relay remains switched on until the monitored value falls below the minimum value. As soon as the monitored value exceeds the maximum value, the output relay switches to the on position again.

WIN

The output relay remains switched on until the monitored value lies within the defined window. As soon as the monitored value enters the defined window again, the output relay switches to the on position again.

OVER

The output relay remains switched on until the monitored value exceeds the maximum value. As soon as the monitored value falls below the minimum value, the output relay switches to the on position again.

START-UP

The output relay switches on when the supply voltage is applied. Changes to measured variables have no impact on the setting of the output relay during start-up suppression.

LATCH (Fault latch)

If the device detects a fault, the output relay only switches on again when the fault latch has been reset. The fault latch can be reset by means of an internal or external reset button or by interrupting the supply voltage.

DELAY

If the monitored value leaves the selected range, the output relay only switches to the off position following expiry of the trip delay.

SINGLE PHASE AC/DC CURRENT MONITORING MODELS



Model	G2IM10AL20 24-240V	G2IM10AL20**
Functions	Under, Under + Latch, Over, Over + Latch, Window, Window + Latch	Under, Under + Latch, Over, Over + Latch, Window, Window + Latch
Contacts	2 C/O	2 C/O
Measuring	Single Phase AC/DC Current 100mA, 1A, 10A	Single Phase AC/DC Current 100mA, 1A, 10A
Control Voltage	24 - 240VAC/DC	12 - 400VAC**
Tripping Delay / Fault Latch	0.1 - 10 sec / Yes	0.1 - 10 sec / Yes
Start-up Delay	0 - 10 sec	0 - 10 sec
Suitable for Frequency Converters	Yes	Yes
Size	22.5mm wide	22.5mm wide

** Please Note that a TR2 Voltage Module needs to be selected for models with ** and is fitted before dispatch. The List Price above includes the TR2 Module. All TR2 Voltage Modules are listed in the Accessories Section.

CURRENT MONITORING - GAMMA SERIES

FUNCTIONS

UNDER

The output relay remains switched on until the monitored value falls below the minimum value. As soon as the monitored value exceeds the maximum value, the output relay switches to the on position again.

WIN

The output relay remains switched on until the monitored value lies within the defined window. As soon as the monitored value enters the defined window again, the output relay switches to the on position again.

OVER

The output relay remains switched on until the monitored value exceeds the maximum value. As soon as the monitored value falls below the minimum value, the output relay switches to the on position again.

START-UP

The output relay switches on when the supply voltage is applied. Changes to measured variables have no impact on the setting of the output relay during start-up suppression.

LATCH (Fault latch)

If the device detects a fault, the output relay only switches on again when the fault latch has been reset. The fault latch can be reset by means of an internal or external reset button or by interrupting the supply voltage.

DELAY

If the monitored value leaves the selected range, the output relay only switches to the off position following expiry of the trip delay.

SINGLE PHASE AC/DC CURRENT MONITORING MODELS



Model	G2IM5AL20 24-240V	G2IM5AL20**
Functions	Under, Under + Latch, Over, Over + Latch, Window, Window + Latch	Under, Under + Latch, Over, Over + Latch, Window, Window + Latch
Contacts	2 C/O	2 C/O
Measuring	Single Phase AC/DC Current 20mA, 1A, 5A	Single Phase AC/DC Current 20mA, 1A, 5A
Control Voltage	24 - 240VAC/DC	12 - 400VAC**
Tripping Delay / Fault Latch	0.1 - 10 sec / Yes	0.1 - 10 sec / Yes
Start-up Delay	0 - 10 sec	0 - 10 sec
Suitable for Frequency Converters	Yes	Yes
Size	22.5mm wide	22.5mm wide

** Please Note that a TR2 Voltage Module needs to be selected for models with ** and is fitted before dispatch. The List Price above includes the TR2 Module. All TR2 Voltage Modules are listed in the Accessories Section.

CURRENT MONITORING - GAMMA SERIES

FUNCTIONS

WIN

The output relay remains switched on until the monitored value lies within the defined window. As soon as the monitored value enters the defined window again, the output relay switches to the on position again.

OVER

The output relay remains switched on until the monitored value exceeds the maximum value. As soon as the monitored value falls below the minimum value, the output relay switches to the on position again.

DELAY

If the monitored value leaves the selected range, the output relay only switches to the off position following expiry of the trip delay.

SINGLE PHASE AC/DC CURRENT MONITORING MODELS



Model	G2IW5A10**	G2IO5A10**
Functions	Window	Over
Contacts	1 C/O	1 C/O
Measuring	Single Phase AC/DC Current 20mA, 1A, 5A	Single Phase AC/DC Current 20mA, 1A, 5A
Control Voltage	12 - 400VAC**	12 - 400VAC**
Tripping Delay	0.1 - 10 sec	0.1 - 10 sec
Start-up Delay	No	No
Suitable for Frequency Converters	Yes	Yes
Size	22.5mm wide	22.5mm wide

** Please Note that a TR2 Voltage Module needs to be selected for models with ** and is fitted before dispatch. The List Price above includes the TR2 Module. All TR2 Voltage Modules are listed in the Accessories Section.

CURRENT MONITORING - VEO SERIES

FUNCTIONS

UNDER

The output relay remains switched on until the monitored value falls below the minimum value. As soon as the monitored value exceeds the maximum value, the output relay switches to the on position again.

WIN

The output relay remains switched on until the monitored value lies within the defined window. As soon as the monitored value enters the defined window again, the output relay switches to the on position again.

OVER

The output relay remains switched on until the monitored value exceeds the maximum value. As soon as the monitored value falls below the minimum value, the output relay switches to the on position again.

START-UP

The output relay switches on when the supply voltage is applied. Changes to measured variables have no impact on the setting of the output relay during start-up suppression.

LATCH (Fault latch)

If the device detects a fault, the output relay only switches on again when the fault latch has been reset. The fault latch can be reset by means of an internal or external reset button or by interrupting the supply voltage.

DELAY

If the monitored value leaves the selected range, the output relay only switches to the off position following expiry of the trip delay.

SINGLE PHASE AC/DC CURRENT MONITORING MODELS



Model	V2IM10AL10	V4IM35AL20	V4IM100AL20
Functions	Under, Under + Latch, Over, Over + Latch, Window, Window + Latch, Maximum/Minimum, Maximum/Minimum + Latch	Under, Under + Latch, Over, Over + Latch, Window, Window + Latch, Maximum/Minimum, Maximum/Minimum + Latch	Under, Under + Latch, Over, Over + Latch, Window, Window + Latch, Maximum/Minimum, Maximum/Minimum + Latch
Contacts	1 C/O	2 C/O	2 C/O
Measuring	1 Phase AC/DC	1 Phase AC/DC	1 Phase AC/DC
Control Voltage	24 - 240VDC or 110 - 240VAC	24 - 240VAC/DC	24 - 240VAC/DC
Measured Current	10 Amps	35 Amps	100 Amps
Tripping Delay	0.1 - 10 sec	0.1 - 10 sec	0.1 - 10 sec
Start-up Delay	N/A	0 - 10 sec	0 - 10 sec
Suitable for Frequency Converters	Yes	Yes	Yes
Size	22.5mm wide	45mm wide	45mm wide

CURRENT MONITORING - ENYA SERIES

FUNCTIONS

UNDER

The output relay remains switched on until the monitored value falls below the minimum value. As soon as the monitored value exceeds the maximum value, the output relay switches to the on position again.

WIN

The output relay remains switched on until the monitored value lies within the defined window. As soon as the monitored value enters the defined window again, the output relay switches to the on position again.

OVER

The output relay remains switched on until the monitored value exceeds the maximum value. As soon as the monitored value falls below the minimum value, the output relay switches to the on position again.

START-UP

The output relay switches on when the supply voltage is applied. Changes to measured variables have no impact on the setting of the output relay during start-up suppression.

LATCH (Fault latch)

If the device detects a fault, the output relay only switches on again when the fault latch has been reset. The fault latch can be reset by means of an internal or external reset button or by interrupting the supply voltage.

DELAY

If the monitored value leaves the selected range, the output relay only switches to the off position following expiry of the trip delay.

SINGLE PHASE AC CURRENT MONITORING MODELS




Model	E11M10AACL10	E11M1AACL10
Functions	Under, Under + Latch, Over, Over + Latch, Window, Window + Latch	Under, Under + Latch, Over, Over + Latch, Window, Window + Latch
Contacts	1 C/O - 8 Amp	1 C/O - 8 Amp
Measuring	Single Phase AC/DC Current 10A	Single Phase AC/DC Current 1A
Control Voltage	240VAC	240VAC
Tripping Delay / Fault Latch	0.1 - 10 sec / Yes	0.1 - 10 sec / Yes
Start-up Delay	No	No
Suitable for Frequency Converters	No	No
Size	17.5mm wide	17.5mm wide

CURRENT MONITORING - ENYA SERIES

FUNCTIONS

UNDER

The output relay remains switched on until the monitored value falls below the minimum value. As soon as the monitored value exceeds the maximum value, the output relay switches to the on position again.



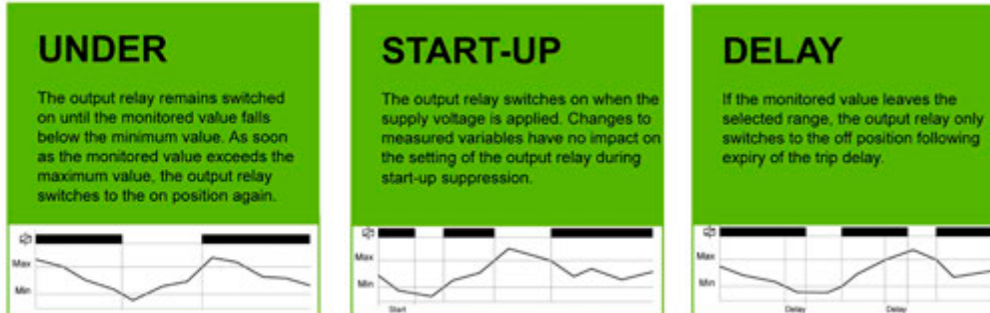
SINGLE PHASE AC CURRENT MONITORING MODELS



Model	E11U5AAC01	E11U500mAAC
Functions	Under	Under
Contacts	1 C/O - 8 Amp	1 C/O - 8 Amp
Measuring	Single Phase AC/DC Current 5A	Single Phase AC/DC Current 500mA
Control Voltage	240VAC	240VAC
Tripping Delay / Fault Latch	No	No
Start-up Delay	No	No
Suitable for Frequency Converters	No	No
Size	17.5mm wide	17.5mm wide

CURRENT MONITORING - ENYA SERIES

FUNCTIONS



SINGLE PHASE AC CURRENT MONITORING WITH OFF DELAY



Model	E31F500mAAC20
Functions	Under
Measuring	Single Phase 16 Amp AC Current
Control Voltage	240VAC
Tripping Current	50mA - 0.5A
Tripping Delay	0 - 20min
Start-up Delay	0 - 20min
Contacts	1 C/O - 8 Amp
Suitable for Frequency Converters	No
Size	35mm wide

CURRENT MONITORING - ENYA SERIES

FUNCTIONS

UNDER

The output relay remains switched on until the monitored value falls below the minimum value. As soon as the monitored value exceeds the maximum value, the output relay switches to the on position again.

WIN

The output relay remains switched on until the monitored value lies within the defined window. As soon as the monitored value enters the defined window again, the output relay switches to the on position again.

OVER

The output relay remains switched on until the monitored value exceeds the maximum value. As soon as the monitored value falls below the minimum value, the output relay switches to the on position again.

START-UP

The output relay switches on when the supply voltage is applied. Changes to measured variables have no impact on the setting of the output relay during start-up suppression.

LATCH (Fault latch)

If the device detects a fault, the output relay only switches on again when the fault latch has been reset. The fault latch can be reset by means of an internal or external reset button or by interrupting the supply voltage.

DELAY

If the monitored value leaves the selected range, the output relay only switches to the off position following expiry of the trip delay.

SINGLE PHASE AC CURRENT MONITORING MODELS



Model	R11X	K3IM5AACL20
Functions	11 Pin Base	Under, Under + Latch, Over, Over + Latch, Window, Window + Latch
Contacts		2 C/O
Measuring		Single Phase AC Current - 5A
Control Voltage	300VAC	240VAC
Tripping Delay / Fault Latch		0.1 - 10 sec / Yes
Start-up Delay		0 - 10 sec
Suitable for Frequency Converters		No
Size	38mm wide	38mm wide