



INNOVATIVE SOLUTIONS FOR THE
NEW ZEALAND ELECTRICAL INDUSTRY

PRODUCT CATALOGUE

ABOUT US

MARDAG was founded in 1988 by the van Rijssel family. Their vision was to build a reputable company and introduce Europe's leading electrical products to the New Zealand market.

An exclusive trading agreement was signed with a German manufacturer in 1992, which became the first of many contracts with global suppliers. Since then, MARDAG has introduced some of Europe's finest electrical products to the New Zealand market and brought a wealth of technical skills and experience to the industry.

MARDAG continues to be family owned and operated. Representing over 35 European manufacturers and delivering innovative electrical products and technical support to Kiwi businesses.

DISCLAIMER

Whilst every care has been taken to ensure all the information contained in this catalogue is correct, MARDAG Holdings Limited accept no responsibility for loss or damage resulting from reliance upon data, description or specification contained herein.

MARDAG Holdings Limited reserves the right to withdraw any of the products contained in this catalogue without prior notice.

This catalogue is the copyright of MARDAG Holdings Limited and is not to be reproduced in full or part without written permission from the Company.

LEADING EUROPEAN MANUFACTURERS

By partnering with leaders in electrical manufacturing, we've searched the market to bring you exclusive electrical products you can trust.



ACI

Automation Components, Inc. (ACI) began as a small company in 1991, but has grown by leaps and bounds over the years, establishing itself as an industry leader of quality automation sensors. ACI creates, manufactures, and distributes building automation sensors for the heating, ventilation, and air conditioning (HVAC) industry. ACI's product lines include Temperature Sensors, Relative Humidity Sensors, Current Sensors, Pressure Sensors, Gas Sensors and Wireless Sensors.



BLOCK

Block Transformatoren-Elektronik GmbH is the largest manufacturer of line filters, power supplies and transformers in Germany with customers such as Siemens, Schneider, Sew Eurodrive and ABB. Block is the market leader in the area of Harmonic Reduction Filters and DC Power Supplies.



COMATEC SNC

Comatec produce Energy Conversion Systems and is the world's leading manufacturer of DIN format, DC Power Supplies. Comatec was founded in 1988 and produces transformers and power supplies for DIN-Rail mounting as well as the international patented miniature power supplies "OTTO" and "ORBIT" for mounting in trunking and flush boxes. Comatec also has a unique range of power supplies for DIN-Rail mounting with integrated battery and uninterruptible DC power supplies named MODUSV. All their products are manufactured in Italy.



CONTA-CLIP

Conta-Clip is a German manufacturer and distributor of Terminals, Relays, Electronic Components and Marking Systems. Their terminals are of superior quality and have an excellent price structure. We carry a range of 1,500 different terminal parts in stock here in New Zealand. We supply custom printed terminal, device and cable markers at the most competitive rates in New Zealand.



FLEXA

FLEXA is one of the world's largest manufacturers of flexible conduit and accessories. With a high-quality product range, FLEXA have secured some of the largest projects in the world. FLEXA has products that are suitable for temperatures between -60°C up to +230°C, classified up to IP 69K, resistant to solvents, liquid-tight, or with a silicone cover. No matter which protective conduit system you require, FLEXA will certainly have a solution.



FTG

FTG are part of an international group combining tradition and a down-to-earth attitude with high standards of innovation and quality. FTG has been part of the Amphenol Group, which was founded in 1932, since July 2016. The company is one of the world's largest manufacturers of connectors and has a diversified presence in rapidly growing markets which include the automotive industry, broadband communication, aviation industry, industrial electrical and the switchboard building sector. FTG produce a range of distribution terminal blocks and bus-bar connections and accessories. In 2019 FTG purchased the electrical installation material division from WERIT. With this acquisition, FTG in Triberg consolidates the product range of electrotechnical terminals.



GLW

GLW products are produced in Kisslegg in Germany and sold exclusively through their distribution partners. Through their in-house toolmaking and injection moulding department they are able to offer high-quality products. With a number of tools and machines to complement their range of Bootlace Ferrules, GLW are a great addition to the products we are able to offer our customers.



GROTHE

Grothe was established in 1892 and manufactures signalling products for domestic, commercial and industrial installations. Their wide-ranging assortment of products include chimes, push buttons, safety transformers, bell transformers and signalization products for industry, public buildings, schools and much more.



HENSEL

Founded in 1931, Hensel represents a company group which is active worldwide and specialises in the manufacture of innovative electrical installation and power distribution systems for facility equipment of buildings. They have an extensive range of leading products, including waterproof and fire rated cable junction boxes, enclosures, distribution boards and switchboards.



ISKRA

Iskra is a globally recognised provider of intelligent industrial solutions and cutting edge electromechanical products. Designed and manufactured in Slovenia, Iskra installation contactors are suitable for switching, lighting, heat pumps, air-conditioning, and similar electrical equipment. Iskra products excel in silent operation and are suitable for a variety of applications including switching 1-Phase and three-phase electric motors.



MURRPLASTIK

Murrplastik is an international company with a global network of distributors who provide innovative solutions for your cable management and labelling needs. Their high-tech plastic products can be found in just about every industrial sector, ranging from the rail and automotive industry through toolmaking and mechanical engineering to electrical and medical engineering.



OBO BETTERMANN

Sporting more than 30,000 products, OBO Bettermann is one of the largest privately owned manufacturers in Europe and has the largest global product range in lightning and surge protection solutions. They manufacture to the latest international standards and have their own in-house lightning generator. Check out their extensive range of connection and fastening products and well as cable duct and trunking systems.



RAYLEIGH

Established in 1964 Rayleigh have become one of the leading manufacturers and suppliers of process control instrumentation equipment in the UK. They are manufacturers and stockists of an extensive range of energy monitoring products including current transformers, kilowatt hour (kWh) meters, multifunction power monitors, measuring transducers, data loggers, communication interfaces and software. Their instrumentation products include analogue and digital square DIN switchboard instruments.



SENECA

Seneca is the leading Italian manufacturer of Signal Conditioning and Modbus I/O products. Their innovative approach gives elegant solutions to all process interfacing and data acquisition challenges. Seneca has built a reputation of offering accurate and easy to use products, including Signal Converters, Barriers & Displays.



SHENLER

Shenler Electric (Zhejiang) Co. Ltd. was founded in 1985 and is a leading industrial relay manufacturer. Shenler's focus on R & D, manufacturing and sales in the industrial relay sector, provide more than 50 series, with more than 1000 specifications of industry leading relay and socket products. From product development, parts production, mould development and injection moulding through to the final assembly steps, Shenler maintains a keen focus on quality production and continuous improvement.



SPS

SPS has supplied standard-connection-technology since 2003. SPS manufacture Flexible and Rigid Busbar Systems for switchgear construction. Their main product groups are the Isoflexx laminated busbars and the very popular Ultraflexx braided flex type busbars with patented press-welded solid ends.



TELE

With over 40 years' experience, TELE is a leading European producer of timers, and sensing and monitoring relays. Having completely automated its manufacturing plants, TELE has created a competitive edge in product quality and lower costs and now supplies many leading companies such as Phoenix, ABB, Rockwell and Schrack.



VERMER

As Italy's largest producer of innovative Temperature, Measurement & Control Products, Vemer has a wide range of solutions. Vemer manufactures Energy Meters, Network Analysers, Voltage/Current/Frequency Digital Display Meters, Time Switches, Current Transformers, Thermostats, Pressure, Temperature & Refrigeration Controllers and a range of Insulators.



WALTHER

Walther-Werke is Germany's largest manufacturer of both Heavy-Duty Multi-Pole Connectors (PROCON) and the IEC type Plug and Socket System (CEEtyp). Special stage and entertainment versions of the Procon Heavy Duty Multi-Pole Connectors including steel levers are available from stock. Also available are container plugs and sockets. We carry one of New Zealand's largest range of Multipole Connectors in stock. Walther are the only plug and socket manufacturer that still manufactures all their products in Germany.



WISKA

Wiska is another German manufacturer we represent with an interesting product range in Glands, EX Glands and Enclosures as well as a range of Marine Lighting, Electrical and CCTV Systems. Innovative new products include such items as their submersible cable junction boxes (15 metres for 170 hours) and a nickel plated brass spiral gland.



ZOLLER + FRÖHLICH

Zoller & Fröhlich (Z+F) is the world's largest manufacturer of Bootlace Ferrules. Their bootlace ferrules which are manufactured in Germany are more cost-effective than other lower quality products sold here in New Zealand. This is due to the worldwide patent held by Z+F on the double ferrule for which they still charge royalties. The quality is superior which you can see at a glance.

CONTENTS

ACI.	6
AUTOMATIC SENSORS.	7
BLOCK.	8
PASSIVE HARMONIC FILTERS.	9
LINE REACTORS.	10
LINE FILTERS.	11
TRANSFORMERS.	12
VCM TRANSFORMERS.	14
STEU TRANSFORMERS.	15
STU & USTE TRANSFORMERS.	17
TT & AT3 TRANSFORMERS.	18
DC POWER SUPPLIES.	19
COMATEC SNC.	22
DC POWER SUPPLIES.	23
AC/DC UPS.	24
CONTA-CLIP.	25
SCREW TERMINALS.	26
SCREW TERMINALS - 4 / 10 MM ²	27
SCREW TERMINALS - 6 / 16 MM ²	28
SCREW TERMINALS - 35 MM ² / 240 MM ²	29
SCREW TERMINALS - DOUBLE LEVEL.	30
SCREW TERMINALS - DUAL/3-LEVEL.	31
SCREW TERMINALS - 3/4 LEVEL.	32
SCREW TERMINALS - EARTH & TS15.	33
SCREW TERMINALS - DISCONNECT TYPE.	34
TEST DISCONNECT TERMINALS.	35
SCREW TERMINALS - FUSE TERMINALS.	36
FUSE LINKS.	37
SCREW TERMINALS - DIRECT MOUNTING / BLOCK.	38
STUD TERMINALS.	39
SCREW TERMINALS / STUD TERMINAL SETS.	40
PLUG-IN CONNECTION SYSTEM - PK-TS.	41
SCREW TERMINALS - ACCESSORIES.	42
SPRING CLAMP TERMINALS.	47
SPRING CLAMP TERMINALS - ZINI ZAKTO.	54
PRESSURE SPRING (PUSH-IN) TERMINALS.	57
PUSH-IN TERMINALS - 1.5 / 2.5 MM ²	58
PUSH-IN TERMINALS - 4 MM ²	59
PUSH-IN TERMINALS - DUAL / THREE LEVEL.	60
PUSH-IN TERMINALS - FUSE TERMINALS.	61
PUSH-IN CONNECTION SYSTEM (PRK SERIES) TERMINALS.	62
SRK SCREW TERMINALS.	66
TERMINAL MARKING SOLUTIONS - PRINTED TO ORDER.	71
CABLE MARKING - PRINTED TO ORDER.	72
CABLE MARKING SLEEVES.	73
CABLE TIE MARKERS - PRINTED TO ORDER.	74
ADHESIVE MARKERS - PRINTED TO ORDER.	75

DEVICE MARKING SOLUTIONS.	76
MARKING SYSTEMS.	77
EMS-3 SYSTEM - TERMINAL & MARKING.	78
EMS-3 SYSTEM - CABLE MARKING.	79
EMS-3 SYSTEM - CABLE TIE & ADHESIVE MARKERS.	80
EMS-3 SYSTEM - DEVICE MARKING.	81
RELAYS.	82
FILTERS, CONVERTERS & GSM-PRO CONTROLLERS.	83
CABLE SHIELD CONNECTION SYSTEM.	84
CABLE SHIELD CONNECTION / ACCESSORIES.	85
KDS CLICK CABLE ENTRY SYSTEMS.	86
KDS CABLE ENTRY SYSTEMS.	87
FLEXA.	90
FLEXIBLE CONDUIT.	91
FTG.	101
POWER DISTRIBUTION BLOCKS.	102
KVIAC & BOW TERMINALS.	103
COMPACT POWER DISTRIBUTION BLOCKS.	104
CONNECTION SOLUTIONS.	105
GLW.	106
FERRULES.	107
GROTHE.	111
DOOR CHIMES.	112
DOOR CHIME ACCESSORIES.	113
WIRELESS DOOR CHIMES.	115
HENSEL.	117
ENCLOSURES WITH HINGED LID.	118
WATERPROOF DISTRIBUTION BOARDS.	119
WATERPROOF "EXTRA" BOARDS.	123
ENYSUN - SOLAR POWER SOLUTIONS.	124
MI SWITCHBOARD SYSTEM.	125
CABLE JUNCTION BOXES & ENCLOSURES.	131
WEATHERPROOF UV STABLE ENCLOSURES.	133
CABLE ENTRY.	135
FIRE RATED CABLE JUNCTION BOXES.	136
ENYSTAR MODULAR SWITCHBOARD SYSTEM.	137
ISKRA.	139
CONTACTORS.	140
MURRPLASTIK.	143
CABLE MARKER SLEEVES.	144
OBO BETTERMANN.	145
SURGE PROTECTION MADE EASY - SELECTION GUIDE.	146
LIGHTNING & SURGE PROTECTION.	147
SURGE PROTECTION.	149
OBO - A COMPLETE SYSTEM.	150
SOLAR PROTECTION SYSTEMS.	151

DATA & COMMUNICATION PROTECTION	152
DATA & CONTROL PROTECTION	153
STRIP CONNECTORS - ENCLOSURES - DIN-RAIL	155
CATALOGUES & SOLUTION GUIDES	156
SWITCHBOARD SLOTTED TRUNKING	157
MESH CABLE TRAY	159
MESH CABLE TRAY - STAINLESS	162
RAYLEIGH	163
CURRENT TRANSFORMERS	164
EASYWIRE® SYSTEM	166
ENERGY METERS & POWER ANALYSERS	168
SENECA	169
CONVERTERS & INTERFACES	170
DISPLAYS	172
SHENLER	173
CONTROL RELAYS	174
CONTROL & POWER RELAYS	175
POWER RELAYS & ACCESSORIES	176
SPS	177
FLEXIBLE BUSBARS	178
FLEXIBLE BUSBAR ACCESSORIES	179
EARTH BRAIDS	185
TELE	186
TIME RELAYS - GAMMA SERIES	187
TIME RELAYS - VEO SERIES	190
TIME RELAYS - ENYA SERIES	194
TIME RELAYS - KAPPA SERIES	198
TIME RELAYS - RONDO SERIES	200
TIME RELAYS - COMBI SERIES	201
TIME RELAYS - FRONT SERIES	202
LIGHT CONTROL - STAIRCASE LIGHTING	203
VOLTAGE MONITORING - GAMMA SERIES	206
VOLTAGE & FREQUENCY MONITORING - GAMMA SERIES	210
VOLTAGE MONITORING - VEO SERIES	212
VOLTAGE MONITORING - ENYA SERIES	214
VOLTAGE MONITORING - KAPPA SERIES	220
CURRENT MONITORING - GAMMA SERIES	222
CURRENT MONITORING - VEO SERIES	226
CURRENT MONITORING - ENYA SERIES	227
TEMPERATURE MONITORING - GAMMA, VEO & ENYA SERIES	231
LIQUID LEVEL MONITORING - GAMMA & ENYA SERIES	232
LIQUID LEVEL MONITORING - VEO ENYA SERIES	233
PUMP CONTROL - GAMMA SERIES	234
PUMP CONTROL - ENYA SERIES	235
LOAD MONITORING RELAYS - GAMMA SERIES	236

RUN HOUR METERS & ACCESSORIES	237
GRID AND SYSTEM PROTECTION	238
VEMER	240
DIGITAL TIME SWITCHES	241
TIME SWITCHES - DIGITAL & MECHANICAL	242
POWER ANALYSERS	243
ENERGY METER SYSTEM	244
VOLTMETERS / AMMETERS / RUN HOUR METERS	245
CURRENT TRANSFORMERS & COUNTERS	246
ENERGY MANAGEMENT & TRANSFORMERS	247
INSULATORS	248
TEMPERATURE CONTROLLERS & PROBES	249
WALTHER	250
CEETYP IP44 PLUGS & SOCKETS	251
CEETYP IP67 PLUGS & SOCKETS	254
CEETYP IP67 CONTAINER PLUGS & SOCKETS	258
PROCON HEAVY DUTY CONNECTORS - A3/A4/A5	259
PROCON HEAVY DUTY CONNECTORS - A10	262
PROCON HEAVY DUTY CONNECTORS - A16	263
PROCON HEAVY DUTY CONNECTORS - A32	264
PROCON HEAVY DUTY CONNECTORS - B SERIES	265
PROCON HEAVY DUTY CONNECTORS - B6	266
PROCON HEAVY DUTY CONNECTORS - B10	268
PROCON HEAVY DUTY CONNECTORS - B16	269
PROCON HEAVY DUTY CONNECTORS - B24	271
PROCON HEAVY DUTY CONNECTORS - B32	273
PROCON HEAVY DUTY CONNECTORS - BA6/BB	274
HEAVY DUTY CONNECTORS - D7/D8/D25	275
PROCON HEAVY DUTY CONNECTORS - D40/D64/DD42	276
PROCON HEAVY DUTY CONNECTORS - TOOLS	277
WISKA	278
CABLE GLANDS	279
GLAND ACCESSORIES	284
REDUCERS & ADAPTORS	286
REDUCERS/ADAPTORS & EARTH TAGS	287
VENTGLAND SERIES	288
SPIRAL GLAND & QUIXX	289
STOP ENDS	290
EMC CABLE GLANDS	291
FURTHER PRODUCTS AVAILABLE	292
ZOLLER & FRÖHLICH	293
BOOTLACE FERRULES - SINGLES	294
BOOTLACE FERRULES - DOUBLE	296
BOOTLACE FERRULES - ROLLS/STRIPS	297
UNINSULATED FERRULES & TOOLS	298



ACI

Automation Components, Inc. (ACI) began as a small company in 1991, but has grown by leaps and bounds over the years, establishing itself as an industry leader of quality automation sensors. ACI creates, manufactures, and distributes building automation sensors for the heating, ventilation, and air conditioning (HVAC) industry. ACI's product lines include Temperature Sensors, Relative Humidity Sensors, Current Sensors, Pressure Sensors, Gas Sensors and Wireless Sensors.

AUTOMATIC SENSORS

ACI's product lines include Temperature Sensors, Relative Humidity Sensors, Current Sensors, Pressure Sensors, Gas Sensors and Wireless Sensors.



CURRENT SWITCHES

A/CSX2	Current Switch - DIN-Rail Mount or Direct Mount 250 Amp Input - Fixed Trip Point of 1 Amps & 1 Output Switch rated at 0.15A/300VAC&DC
A/MCS	Current Switch - Direct Mount 150 Amp Input with Fixed Trip Point of 0.2 Amps & 1 Output Switch rated at 0.5A/36VAC&DC
A/MCS-A	Current Switch - Direct Mount 150 Amp Input with ADJUSTABLE Trip Point and N/O Contact - 1 Amp 36VAC/DC
A/CS2	Current Switch - DIN-Rail Mount or Direct Mount 250 Amp Input with Fixed Trip Point of 0.5 Amps & 1 Output Switch rated at 0.35A/200VAC&DC



TRANSDUCERS

A/CTE2-50	Current Transducer - Direct & DIN-Rail Mounting 50 Amp Input with 0-5VDC Output
A/CTV2-250	Current Transducer - Direct & DIN-Rail Mounting 250 Amp Input - 0-10VDC Output
A/SCTV2-250	Current Transducer - Direct & DIN-Rail Mounting 250 Amp Input - 0-10VDC Output
A/WPR2-300-10	Wet/Wet Pressure Transducer 0-300 psi with 20 inch wiring harness



SENSORS

A/CP-D-4"-PB	Duct Temperature Sensor
A/RH5-CP-O	Outdoor Temp/Humidity Sensor
A/TT100-D-8"-4-PB DUCT	Mounted PT100 Sensor with 4-20mA Output - temperature range -20C to +50C
A/TT100- (-20 /+50C)-R-4	Wall Mounted PT100 Sensor with 4-20mA Output - temperature range -20C to +50C
A/CP-R2	Room Temperature Sensor
A/CO2-R2	Room CO2 Sensor
A/CO2-R2-CP	Room Temperature and CO2 Sensor - Outputs are 0-5V & NTC10kOhm



BLOCK

Block Transformatoren-Elektronik GmbH is the largest manufacturer of line filters, power supplies and transformers in Germany with customers such as Siemens, Schneider, Sew Eurodrive and ABB. Block is the market leader in the area of Harmonic Reduction Filters and DC Power Supplies.

PASSIVE HARMONIC FILTERS

PASSIVE HARMONIC FILTERS

Block manufacture a large range of Passive Harmonic Filters. The open frame HF1K range offers 8% THD-I and the HFM-FB series has a typical 7% THD-I at rated load. They have the following advantages:

- They are a proven technology developed and perfected many years ago so are extremely reliable
- They are very stable when overloaded or subjected to short circuit fault currents & surge voltages
- They eliminate all harmonics over a specific frequency rather than shifting lower order harmonics to higher order harmonics
- They are very cost-effective



HF1K HARMONIC FILTERS

HF1K7-400	Passive Harmonic Filter - 5.5kW - 3x10A
HF1K13-400	Passive Harmonic Filter - 11kW - 3x19A
HF1K18-400	Passive Harmonic Filter - 15kW - 3x26A
HF1K24-400	Passive Harmonic Filter - 20kW - 3x35A
HF1K30-400	Passive Harmonic Filter - 26kW - 3x43A
HF1K50-400	Passive Harmonic Filter - 45kW - 3x73A
HF1K70-400	Passive Harmonic Filter - 63kW - 3x101A
HF1K100-400	Passive Harmonic Filter - 90kW - 3x144A



HFM-FB SERIES HARMONIC FILTERS

HFM-FB-7-400	Passive Harmonic Filter, 380-440VAC, 5kW, 3x10A
HFM-FB-13-400	Passive Harmonic Filter, 380-440VAC, 7.5kW, 3x19A
HFM-FB-18-400	Passive Harmonic Filter, 380-440VAC, 11kW, 3x26A
HFM-FB-24-400	Passive Harmonic Filter, 380-440VAC, 15kW & 18.5kW, 3x35A
HFM-FB-30-400	Passive Harmonic Filter, 380-440VAC, 22kW, 3x43A
HFM-FB-50-400	Passive Harmonic Filter, 380-440VAC, 30kW & 37kW, 3x72A
HFM-FB-70-400	Passive Harmonic Filter, 380-440VAC, 55kW, 3x101A
HFM-FB-100-400	Passive Harmonic Filter, 380-440VAC, 75kW, 3x144A
HFM-FB-125-400	Passive Harmonic Filter, 380-440VAC, 90kW, 3x180A
HFM-FB-150-400	Passive Harmonic Filter, 380-440VAC, 110kW, 3x217A
HFM-FB-200-400	Passive Harmonic Filter, 380-440VAC, 160kW, 3x289A
HFM-FB-225-400	Passive Harmonic Filter, 380-440VAC, 180kW, 3x325A
HFM-FB-255-400	Passive Harmonic Filter, 380-420VAC, 200kW, 3x370A
HFM-FB-300-400	Passive Harmonic Filter, 380-420VAC, 250kW, 3x433A

LINE REACTORS



NKE SERIES SINGLE PHASE LINE REACTORS

NKE4/7,33	Line Reactor - 230VAC, 4 Amps, 7.330mH Inductivity
NKE6/4,88	Line Reactor - 230VAC, 6 Amps, 4.880mH Inductivity
NKE10/2,93	Line Reactor - 230VAC, 10 Amps, 2.930mH Inductivity
NKE16/1,83	Line Reactor - 230VAC, 16 Amps, 1.830mH Inductivity
NKE20/1,47	Line Reactor - 230VAC, 20 Amps, 1.470mH Inductivity
NKE25/1,17	Line Reactor - 230VAC, 25 Amps, 1.170mH Inductivity



LR3-40 SERIES 3-PHASE LINE REACTORS

LR3-40-5/8	Line Reactor - 3x690VAC, 8 Amps, 5mH Inductivity
LR3-40-4/16	Line Reactor - 3x690VAC, 16 Amps, 1.84mH Inductivity
LR3-40-4/20	Line Reactor - 3x690VAC, 20 Amps, 1.5mH Inductivity
LR3-40-4/25	Line Reactor - 3x690VAC, 25 Amps, 1.2mH Inductivity
LR3-40-4/30	Line Reactor - 3x690VAC, 30 Amps, 0.98mH Inductivity
LR3-40-4/40	Line Reactor - 3x690VAC, 40 Amps, 0.74mH Inductivity
LR3-40-4/45	Line Reactor - 3x690VAC, 45 Amps, 0.490mH Inductivity
LR3-40-4/50	Line Reactor - 3x690VAC, 50 Amps, 0.590mH Inductivity
LR3-40-4/63	Line Reactor - 3x690VAC, 63 Amps, 0.470mH Inductivity
LR3-40-4/70	Line Reactor - 3x690VAC, 70 Amps, 0.420mH Inductivity
LR3-40-4/80	Line Reactor - 3x690VAC, 80 Amps, 0.370mH Inductivity

LINE FILTERS



HFE 104 SERIES LINE FILTERS

HFE 104-230/3	Single Phase Line Filter with Low Leakage Current, 3 Amp
HFE 104-230/10	Single Phase Line Filter with Low Leakage Current, 10 Amp
HFE 104-230/20	Single Phase Line Filter with Low Leakage Current, 20 Amp
HFE 104-230/65	Single Phase Line Filter with Low Leakage Current, 65 Amp



HFE 165 SERIES LINE FILTERS

HFE 156-230/10	Single Phase Line Filter with Low Leakage Current, DIN Mount, 10 Amp
HFE 156-230/16	Single Phase Line Filter with Low Leakage Current, DIN Mount, 16 Amp



HLE 110 SERIES LINE FILTERS

HLE 110-230/20	Single Phase Line Filter for Enhanced Requirements, 20 Amp
HLE 110-230/25	Single Phase Line Filter for Enhanced Requirements, 25 Amp
HLE 110-230/30	Single Phase Line Filter for Enhanced Requirements, 30 Amp
HLE 110-230/42	Single Phase Line Filter for Enhanced Requirements, 42 Amp
HLE 110-230/55	Single Phase Line Filter for Enhanced Requirements, 55 Amp



HLD 110 THREE PHASE LINE FILTERS

HLD110-500/42	Line Filter for Enhanced Requirements, 0-520VAC, 3x42 Amp
HLD110-500/55	Line Filter for Enhanced Requirements, 0-520VAC, 3x55 Amp
HLD110-500/75	Line Filter for Enhanced Requirements, 0-520VAC, 3x75 Amp
HLD110-500/100	Line Filter for Enhanced Requirements, 0-520VAC, 3x100 Amp
HLD110-500/130	Line Filter for Enhanced Requirements, 0-520VAC, 3x130 Amp
HLD110-500/180	Line Filter for Enhanced Requirements, 0-520VAC, 3x180 Amp
HLD110-500/250	Line Filter for Enhanced Requirements, 0-520VAC, 3x250 Amp



HLD 103 THREE PHASE LINE FILTERS

HLD103-500/270	Line Filter for Enhanced Requirements, 0-520VAC, 3x270 Amp
HLD103-500/400	Line Filter for Enhanced Requirements, 0-520VAC, 3x400 Amp
HLD103-500/750	Line Filter for Enhanced Requirements, 0-520VAC, 3x750 Amp
HLD103-500/1000	Line Filter for Enhanced Requirements, 0-520VAC, 3x1000 Amp
HLD103-500/1800	Line Filter for Enhanced Requirements, 0-520VAC, 3x1800 Amp

TRANSFORMERS

TECHNICAL INFORMATION:

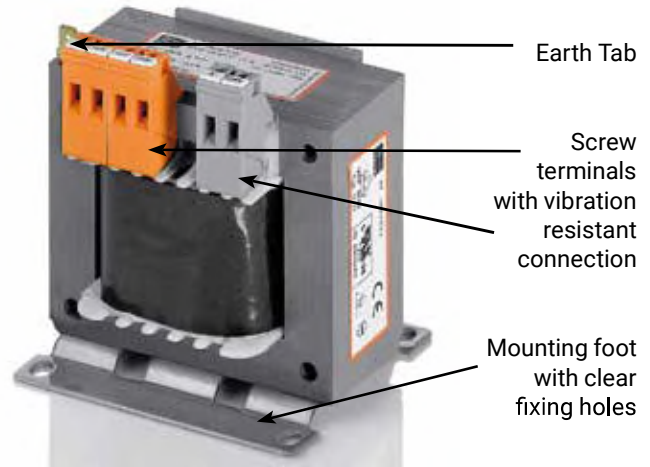
ST SERIES TRANSFORMERS

Control & Safety Isolating Transformer Series benefits:

- Transformer with low inrush current. Primary Side +5% tapplings for voltage adjustment. Very good corrosion protection and low noise thanks to BLOCKIMPEX vacuum impregnation.

Applications:

- Control transformer for electrical isolation of the input and output connections.
- Safety Isolating Transformer for the safe electrical isolation of the input and output connections.



ST TRANSFORMERS - 230VAC/24VAC

ST20/23/24	Control/Isolating Transformer	230VAC Input	24VAC Output	20VA
ST63/23/24	Control/Isolating Transformer	230VAC Input	24VAC Output	63VA
ST100/23/24	Control/Isolating Transformer	230VAC Input	24VAC Output	100VA
ST160/23/24	Control/Isolating Transformer	230VAC Input	24VAC Output	160VA
ST250/23/24	Control/Isolating Transformer	230VAC Input	24VAC Output	250VA
ST320/23/24	Control/Isolating Transformer	230VAC Input	24VAC Output	320VA
ST400/23/24	Control/Isolating Transformer	230VAC Input	24VAC Output	400VA
ST500/23/24	Control/Isolating Transformer	230VAC Input	24VAC Output	500VA

ST TRANSFORMERS - 230VAC/12VAC

ST20/23/12	Control/Isolating Transformer	230VAC Input	12VAC Output	20VA
------------	-------------------------------	--------------	--------------	------

ST TRANSFORMERS - 400VAC/24VAC

ST20/4/24	Control/Isolating Transformer	400VAC Input	24VAC Output	20VA
ST63/4/24	Control/Isolating Transformer	400VAC Input	24VAC Output	63VA

ST TRANSFORMERS - 400VAC/230VAC

ST63/4/23	Control/Isolating Transformer	400VAC Input	230VAC Output	63VA
ST100/4/23	Control/Isolating Transformer	400VAC Input	230VAC Output	100VA
ST160/4/23	Control/Isolating Transformer	400VAC Input	230VAC Output	160VA
ST160/44/23	Control/Isolating Transformer	440VAC Input	230VAC Output	160VA
ST250/4/23	Control/Isolating Transformer	400VAC Input	230VAC Output	250VA
ST320/4/23	Control/Isolating Transformer	400VAC Input	230VAC Output	320VA



TRANSFORMERS

ST TRANSFORMERS - 110VAC/24VAC

ST63/11/24	Control/Isolating Transformer	110VAC Input	24VAC Output	63VA
ST100/11/24	Control/Isolating Transformer	110VAC Input	24VAC Output	100VA



STE TRANSFORMERS - 230VAC/24VAC & 400VAC/230VAC

STE100/23/24	Transformer, Input 230VAC, Output 24VAC, DIN Mounting, 100VA
STE630/4/23	Transformer, Input 400VAC, Output 230VAC, 630VA
STE1000/4/23	Transformer, Input 400VAC, Output 230VAC, 1000VA

STEUX TRANSFORMERS - 400/230VAC - 230VAC & 24VAC

STEUX100/23/24	Input 400 & 230VAC, Output 230VAC and 24VAC, DIN Mounting, 100VA
----------------	--

VCM TRANSFORMERS

TECHNICAL INFORMATION:


VCM SERIES TRANSFORMERS

Control & Safety Isolating Transformer Series benefits:

- Permanent corrosion protection, high insulation value and maximum electrical reliability due to XtraDensiFill resin encapsulation with self-extinguishing potting material. Mounting with tabs on the housing. Push on tab type connections with double output voltage for series or parallel connection. Very Compact Design.

Applications:

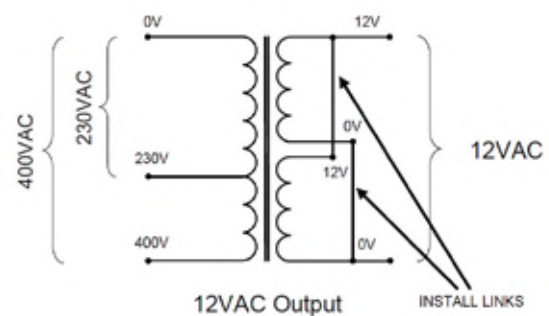
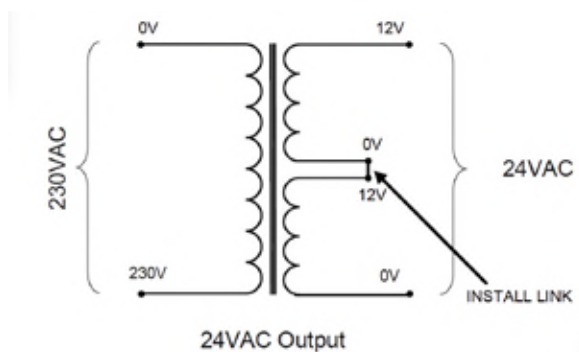
- Control Transformer for electrical isolation of the input and output connections. Safety Isolating Transformer for the safe electrical isolation of the input and output connections.



VCM TRANSFORMERS - 230VAC-2X12/24VAC

VCM25/2/12	Control/Isolating Transformer	230VAC Input	2x12/24VAC	25VA
VCM50/2/12	Control/Isolating Transformer	230VAC Input	2x12/24VAC	50VA

VCM TRANSFORMER CONNECTION GUIDE



STEU TRANSFORMERS

TECHNICAL INFORMATION:


STEU SERIES TRANSFORMERS

Control & Safety Isolating Transformer Series benefits:

- Dual Input Voltages of 230 or 400VAC. Transformer with low inrush current. Primary Side +15V tapplings for voltage adjustment. Very good corrosion protection and low noise thanks to BLOCKIMPEX vacuum impregnation. Spring Clamp Terminals and integrated DIN-Rail Mounting Foot for sizes up to 250VA.

Applications:

- Control Transformer & Safety Isolating Transformers for the safe electrical isolation of the input and output connections.

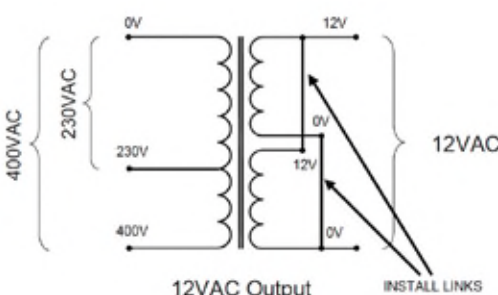
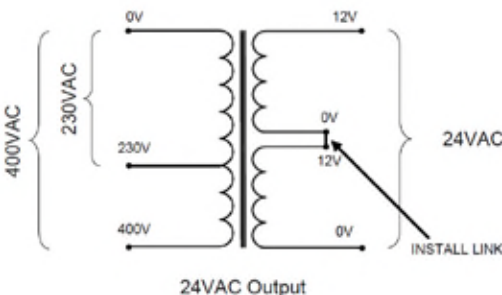


STEU TRANSFORMERS - 400/230VAC-2X115/230VAC

STEU20/24*	Control/Isolating Transformer	400/230VAC	2x12/24VAC	20VA
STEU63/24*	Control/Isolating Transformer	400/230VAC	2x12/24VAC	63VA
STEU100/24*	Control/Isolating Transformer	400/230VAC	2x12/24VAC	100VA
STEU160/24*	Control/Isolating Transformer	400/230VAC	2x12/24VAC	160VA
STEU250/24*	Control/Isolating Transformer	400/230VAC	2x12/24VAC	250VA
STEU320/24	Control/Isolating Transformer	400/230VAC	2x12/24VAC	320VA
STEU400/24	Control/Isolating Transformer	400/230VAC	2x12/24VAC	400VA
STEU500/24	Control/Isolating Transformer	400/230VAC	2x12/24VAC	500VA
STEU630/24	Control/Isolating Transformer	400/230VAC	2x12/24VAC	630VA
STEU800/24	Control/Isolating Transformer	400/230VAC	2x12/24VAC	800VA
STEU1000/24	Control/Isolating Transformer	400/230VAC	2x12/24VAC	1000VA

*Transformer supplied with integrated DIN-Rail Mounting Foot

STEU TRANSFORMERS - 400/230VAC-2X12/24VAC



Voltage adjustment possible:

To lower output voltage connect the supply to +15V and 230V (or 400V) and to raise the output voltage connect the supply to -15V and 230V (or 400V).

STEU TRANSFORMERS

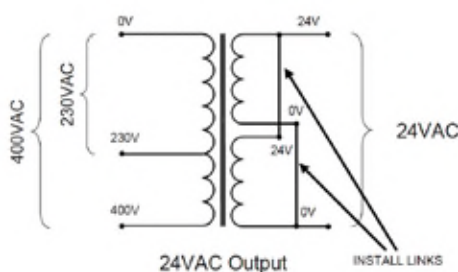
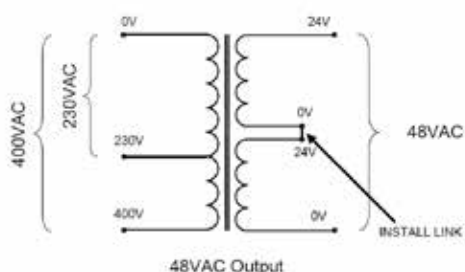


STEU TRANSFORMERS - 400/230VAC-2X115/230VAC

STEU100/48*	Control/Isolating	Transformer	400/230VAC	2x24/48VAC	100VA
STEU160/48*	Control/Isolating	Transformer	400/230VAC	2x24/48VAC	160VA
STEU250/48*	Control/Isolating	Transformer	400/230VAC	2x24/48VAC	250VA
STEU320/48	Control/Isolating	Transformer	400/230VAC	2x24/48VAC	320VA
STEU800/48	Control/Isolating	Transformer	400/230VAC	2x24/48VAC	800VA
STEU1000/48	Control/Isolating	Transformer	400/230VAC	2x24/48VAC	1000VA
STEU1600/48	Control/Isolating	Transformer	400/230VAC	2x24/48VAC	1600VA

*Transformer supplied with integrated DIN-Rail Mounting Foot

STEU TRANSFORMER CONNECTION GUIDE



Voltage adjustment possible: To lower output voltage connect the supply to +15V and 230V (or 400V) and to raise the output voltage connect the supply to -15V and 230V (or 400V).

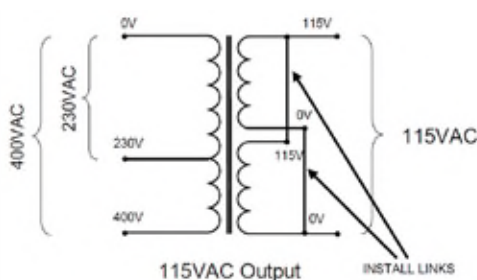
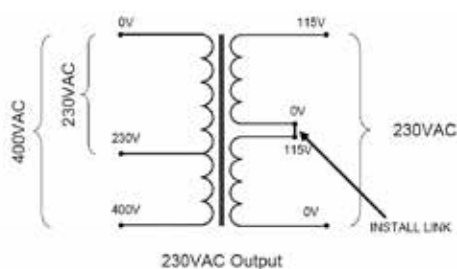


STEU TRANSFORMERS - 400/230VAC-2X115/230VAC

STEU20/23*	Control/Isolating Transformer	400/230VAC	2x115/230VAC	20VA
STEU63/23*	Control/Isolating Transformer	400/230VAC	2x115/230VAC	63VA
STEU100/23*	Control/Isolating Transformer	400/230VAC	2x115/230VAC	100VA
STEU160/23*	Control/Isolating Transformer	400/230VAC	2x115/230VAC	160VA
STEU250/23*	Control/Isolating Transformer	400/230VAC	2x115/230VAC	250VA
STEU320/23	Control/Isolating Transformer	400/230VAC	2x115/230VAC	320VA
STEU400/23	Control/Isolating Transformer	400/230VAC	2x115/230VAC	400VA
STEU500/23	Control/Isolating Transformer	400/230VAC	2x115/230VAC	500VA
STEU630/23	Control/Isolating Transformer	400/230VAC	2x115/230VAC	630VA
STEU800/23	Control/Isolating Transformer	400/230VAC	2x115/230VAC	800VA
STEU1000/23	Control/Isolating Transformer	400/230VAC	2x115/230VAC	1000VA
STEU1600/23	Control/Isolating Transformer	400/230VAC	2x115/230VAC	1600VA

*Transformer supplied with integrated DIN-Rail Mounting Foot

STEU TRANSFORMER CONNECTION GUIDE



Voltage adjustment possible: To lower output voltage connect the supply to +15V and 230V (or 400V) and to raise the output voltage connect the supply to -15V and 230V (or 400V).


STU & USTE TRANSFORMERS

TECHNICAL INFORMATION:

STU & USTE SERIES TRANSFORMERS

Control & Safety Isolating Transformer Series benefits:

- Multi-Tap Input Voltages of 210 to 540VAC for STU and 208 to 600VAC for USTE range. Transformers with low inrush current. Very good corrosion protection and low noise thanks to BLOCKIMPEX vacuum impregnation. STU Transformers have clearly Marked Screw Terminals. USTE Transformers have Spring Clamp Terminals and Connection Guide on the side of the Transformer. Easy to access oval Mounting Holes for quick and simple fixing.
- Control & Safety Isolating Transformer for the safe electrical isolation of the input and output connections.



STU TRANSFORMERS - 210-540VAC INPUT

STU63/2X115	Transformer	210-540VAC	2x115/230VAC Output	63VA
STU100/24	Transformer	210-540VAC	24VAC Output	100VA
STU100/2X115	Transformer	210-540VAC	2x115/230VAC Output	100VA
STU160/24	Transformer	210-540VAC	24VAC Output	160VA
STU250/24	Transformer	210-540VAC	24VAC Output	250VA
STU250/2X115	Transformer	210-540VAC	2x115/230VAC Output	250VA
STU400/2X115	Transformer	210-540VAC	2x115/230VAC Output	400VA
STU500/2X115	Transformer	210-540VAC	2x115/230VAC Output	500VA
STU2000/2X115	Transformer	210-540VAC	2x115/230VAC Output	2000VA



USTE TRANSFORMERS - 208-600VAC INPUT

USTE100/2x12	Transformer	208-600VAC	2x12/24VAC Output	100VA
USTE100/2x115	Transformer	208-600VAC	2x115/230VAC Output	100VA
USTE250/2x12	Transformer	208-600VAC	2x12/24VAC Output	250VA
USTE250/2x115	Transformer	208-600VAC	2x115/230VAC Output	250VA
USTE400/2x115	Transformer	208-600VAC	2x115/230VAC Output	400VA
USTE1000/2x115	Transformer	208-600VAC	2x115/230VAC Output	1000VA
USTE2500/2x115	Transformer	208-600VAC	2x115/230VAC Output	2500VA
USTE3200/2x115	Transformer	208-600VAC	2x115/230VAC Output	3200VA

TT & AT3 TRANSFORMERS



TT1 TRANSFORMERS - SINGLE PHASE

TT1 1-23-24	Control/Isolating Transformer Input 230VAC	Output 24VAC	1kVA
TT1 1-4-23	Control/Isolating Transformer Input 400VAC	Output 2x115VAC	1kVA
TT1 2,5-23-24	Control/Isolating Transformer Input 230VAC	Output 24VAC	2.5kVA
TT1 2,5-4-23	Control/Isolating Transformer Input 400VAC	Output 2x115VAC	2.5kVA
TT1 5-4-23	Control/Isolating Transformer Input 400VAC	Output 2x115VAC	5kVA
TT1 10-4-23	Control/Isolating Transformer Input 400VAC	Output 2x115VAC	10kVA
TT1 20-4-23	Control/Isolating Transformer Input 400VAC	Output 2x115VAC	20kVA
TT1 25-4-23	Control/Isolating Transformer Input 400VAC	Output 2x115VAC	25kVA



TT3 TRANSFORMERS - THREE PHASE

TT3-A010-4040-0	Control/Isolating Transformer Input 400VAC	Output 400VAC	10kVA
TT3-A020-4040-0	Control/Isolating Transformer Input 400VAC	Output 400VAC	20kVA
TT3-A025-4040-0	Control/Isolating Transformer Input 400VAC	Output 400VAC	25kVA
TT3-A030-4040-0	Control/Isolating Transformer Input 400VAC	Output 400VAC	30kVA
TT3-A040-4040-0	Control/Isolating Transformer Input 400VAC	Output 400VAC	40kVA
TT3-A050-4040-0	Control/Isolating Transformer Input 400VAC	Output 400VAC	50kVA
TT3-A063-4040-0	Control/Isolating Transformer Input 400VAC	Output 400VAC	63kVA
TT3-A080-4040-0	Control/Isolating Transformer Input 400VAC	Output 400VAC	80kVA
TT3-A100-4040-0	Control/Isolating Transformer Input 400VAC	Output 400VAC	100kVA
TT3-A125-4040-0	Control/Isolating Transformer Input 400VAC	Output 400VAC	125kVA
TT3-A160-4040-0	Control/Isolating Transformer Input 400VAC	Output 400VAC	160kVA
TT3-A200-4040-0	Control/Isolating Transformer Input 400VAC	Output 400VAC	200kVA
TT3-A250-4040-0	Control/Isolating Transformer Input 400VAC	Output 400VAC	250kVA
TT3-A315-4040-0	Control/Isolating Transformer Input 400VAC	Output 400VAC	315kVA
TT3-A400-4040-0	Control/Isolating Transformer Input 400VAC	Output 400VAC	400kVA
TT3-A500-4040-0	Control/Isolating Transformer Input 400VAC	Output 400VAC	500kVA
TT3-A630-4040-0	Control/Isolating Transformer Input 400VAC	Output 400VAC	630kVA



AT3 AUTOTRANSFORMERS - THREE PHASE

AT3-10-38/42-4	Autotransformer	Input 3x380/400VAC	Output 3x400VAC	10kVA
AT3-25-38/42-4	Autotransformer	Input 3x380/400VAC	Output 3x400VAC	25kVA
AT3-45-38/42-4	Autotransformer	Input 3x380/400VAC	Output 3x400VAC	45kVA
AT3-70-38/42-4	Autotransformer	Input 3x380/400VAC	Output 3x400VAC	70kVA
AT3-110-38/42-4	Autotransformer	Input 3x380/400VAC	Output 3x400VAC	110kVA
AT3-160-38/42-4	Autotransformer	Input 3x380/400VAC	Output 3x400VAC	160kVA
AT3-250-38/42-4	Autotransformer	Input 3x380/400VAC	Output 3x400VAC	250kVA

DC POWER SUPPLIES

TECHNICAL INFORMATION:

POWERSVISION POWER SUPPLIES

The Power Vision product line is the leading power supply system in the world in terms of its technical advantages.

All modules are slim, feature communication ports and boast the highest maximum power reserves for optimum system availability.



PVSE 230 SERIES DC POWER SUPPLIES

PVSE 230/12-6	PowerVision DC Power Supply	230VAC Input	12VDC/6 Amp Output
PVSE 230/12-10	PowerVision DC Power Supply	230VAC Input	12VDC/10 Amp Output
PVSE 230/24-5	PowerVision DC Power Supply	230VAC Input	24VDC/5 Amp Output
PVSE 230/24-10	PowerVision DC Power Supply	230VAC Input	24VDC/10 Amp Output
PVSE 230/24-20	PowerVision DC Power Supply	230VAC Input	24VDC/20 Amp Output
PVSE 230/48-5	PowerVision DC Power Supply	230VAC Input	48VDC/5 Amp Output



PVSE 400 SERIES DC POWER SUPPLIES

PVSE 400/24-10	PowerVision DC Power Supply	400VAC Input	24VDC/10 Amp Output
PVSE 400/24-20	PowerVision DC Power Supply	400VAC Input	24VDC/20 Amp Output
PVSE 400/24-40	PowerVision DC Power Supply	400VAC Input	24VDC/40 Amp Output



PVSB 400 SERIES DC POWER SUPPLIES

PVSB 400/24-10	PowerVision DC P/S with Display	400VAC Input	24VDC/10 Amp Output
PVSB 400/24-20	PowerVision DC P/S with Display	400VAC Input	24VDC/20 Amp Output
PVSB 400/24-40	PowerVision DC P/S with Display	400VAC Input	24VDC/40 Amp Output



PVSL 400 SERIES DC POWER SUPPLIES

PVSL 400/24-20	Power Vision DC Power Supply with Display & Monitoring	400VAC Input	24VDC/10 Amp Output
----------------	--	--------------	---------------------

DC POWER SUPPLIES

TECHNICAL INFORMATION:

24VDC UPS

- The PowerVision DC Power Supply range offers dedicated 24VDC UPS modules.
- Also on offer are Battery modules for Panasonic or Yuasa Batteries.
- Reliable battery management is achieved through permanent data exchange between UPS & Battery module.
- In this way battery life is extended and a reliable signal is given as soon as the batteries need replacing.



24VDC UPS

PVUA 24/24-10	PowerVision 24VDC UPS with Battery Management System 10 Amps
PVUA 24/24-20	PowerVision 24VDC UPS with Battery Management System 20 Amps
PVAF 24/7AH-01	PowerVision Battery Cabinet suitable for 2 x Batteries (not supplied) - 7Ah
PVAF 24/12AH-01	PowerVision Battery Cabinet suitable for 2 x Batteries (not supplied) - 12Ah



POWER VISION ACCESSORIES

PV-CON	PowerVision DC Power Supplies Plug in Connector
PV-KOK 2	PowerVision DC Power Supplies Programming Lead
PV-TS35M	PowerVision DC Power Supply DIN-Rail Mounting Adaptor
PV-USB/Serial	DC Power Supply USB Programming Lead
PV-WB2	DC Power Supply Panel Mounting Bracket

DC POWER SUPPLIES



POWERMINI SERIES DC POWER SUPPLIES

PM-0112-040-O	Input 85-264VAC/44-66Hz or 120-372VDC - 12VDC 4A Output (11.5-14.5VDC)
PM-0112-070-O	Input 85-264VAC/44-66Hz or 120-372VDC - 12VDC 7A Output (11.5-14.5VDC)
PM-0124-010-O	Input 85-264VAC/44-66Hz or 120-372VDC - 24VDC 1A Output (23-28.5VDC)
PM-0124-020-O	Input 85-264VAC/44-66Hz or 120-372VDC - 24VDC 2A Output (23-28.5VDC)
PM-0224-038-O	2-Phase Input 180-575VAC/44-66Hz, 254-800VDC - 24VDC 3.8A (23-28.5VDC)
PM-0124-040-O	Input 85-264VAC/44-66Hz or 120-372VDC - 24VDC 4A Output (23-28.5VDC)
PM-0130-030-O	Input 85-264VAC/44-66Hz or 120-372VDC - 30VDC 3A Output (29-32VDC)
PM-0148-020-O	Input 85-264VAC/44-66Hz or 120-372VDC - 48VDC 2A Output (40-56VDC)



POWERCOMPACT SERIES DC POWER SUPPLIES

PC-0112-150-O	Input 85-264VAC/44-66Hz or 120-372VDC - 12VDC 5A Output (11.5-15VDC)
PC-0124-050-O	Input 85-264VAC/44-66Hz or 120-372VDC - 24VDC 5A Output (23-28.5VDC)
PC-0124-100-O	Input 85-264VAC/44-66Hz or 120-372VDC - 24VDC 10A Output (23-28.5VDC)
PC-0124-200-O	Input 85-264VAC/44-66Hz or 120-372VDC - 24VDC 20A Output (23-28.5VDC)
PC-0148-050-O	Input 85-264VAC/44-66Hz or 120-372VDC - 48VDC 5A Output (40-56VDC)
PC-0148-100-O	Input 85-264VAC/44-66Hz or 120-372VDC - 24VDC 10A Output (40-56VDC)
PC-0224-050-O	2-Phase Input 180-550VAC/44-66Hz or 254-780VDC - 24VDC 5A (23-28.5VDC)
PC-0224-100-O	2-Phase Input 180-550VAC/44-66Hz or 254-780VDC - 24VDC 10A (23-28.5VDC)
PC-0324-200-O	3-Phase Input 320-575VAC/44-66Hz - 24VDC 20A Output (23-28.5VDC)
PC-0324-400-O	3-Phase Input 320-575VAC/44-66Hz - 24VDC 40A Output (23-28.5VDC)



POWERCOMPACT SERIES UPS

PC-1024-050-O	24VDC Power Supply with Integrated 24VDC UPS - 5 Amp
PC-0424-017-O	24VDC CAPACITIVE UPS with built- in Capacity Storage - 20 Amp (expandable)
PC-0424-115-O	24VDC Capacity Module to expand support time of PC-0424-017-0
PC-0524-400-O	24VDC UPS - Input Voltage Range 18-30VDC - 40 Amp



POWERCOMPACT SERIES ACCESSORIES

PC-CON1	PowerCompact DC Power Supply Connector
PC-KOK1	PowerCompact DC Power Supply Programming Cable
PC-TS35Z	PowerCompact DC Power Supply DIN-Rail Mounting Adaptor



POWereco SERIES DC POWER SUPPLIES

PEL230/5-5.5	Input 85-264VAC/44-66Hz or 120-373VDC - 5VDC 5.5A Output (4.5 - 8.5VDC)
PEL230/12-2	Input 85-264VAC/44-66Hz or 120-373VDC - 12VDC 2A Output (10.5 - 15.5VDC)
PEL230/12-4	Input 85-264VAC/44-66Hz or 120-373VDC - 12VDC 4A Output (10.5 - 15.5VDC)
PEL230/12-6.5	Input 85-264VAC/44-66Hz or 120-373VDC - 12VDC 6.5A Output (10.5 - 15.5VDC)
PEL230/18-1.1	Input 85-264VAC/44-66Hz or 120-373VDC - 18VDC 1.1A Output (15.5 - 19VDC)
PEL230/24-1.3	Input 100-230VAC/44-66Hz or 120-373VDC - 24VDC 1.3A Output (22.8-26.4VDC)
PEL230/24-2.5	Input 100-230VAC/44-66Hz or 120-373VDC - 24VDC 2.5A Output (22.8-26.4VDC)
PEL230/24-4	Input 100-230VAC/44-66Hz or 120-373VDC - 24VDC 4A Output (22.8-26.4VDC)



COMATEC SNC

Comatec produce Energy Conversion Systems and is the world's leading manufacturer of DIN format, DC Power Supplies. Comatec was founded in 1988 and produces transformers and power supplies for DIN-Rail mounting as well as the international patented miniature power supplies "OTTO" and "ORBIT" for mounting in trunking and flush boxes. Comatec also has a unique range of power supplies for DIN-Rail mounting with integrated battery and uninterruptible DC power supplies named MODUSV. All their products are manufactured in Italy.

DC POWER SUPPLIES



The PSM range of DC Power Supplies incorporates one of the newest switchmode technologies. This gives the PSM range a very high efficiency and a much reduced no-load or stand-by power consumption. Perfect for applications in modern DIN style switchboards due to their compact dimensions. Built by the specialist and expert in this field they offer long term reliability.



DC POWER SUPPLIES - 1 MODULE WIDE

PSM11012	230VAC +/- 15%	12VDC	10W	0.8A
PSM11024	230VAC +/- 15%	24VDC	10W	0.4A
PSM11212	100-240VAC	12VDC	12W	1A
PSM11224	100-240VAC	24VDC	12W	0.5A
PSM11512	100-240VAC	12VDC	15W	1.25A
PSM11524	100-240VAC	24VDC	15W	0.63A



DC POWER SUPPLIES - 2 MODULES WIDE

PSM21812	100-240VAC	12-14VDC	18W	1.5A
PSM21824	100-240VAC	24-28VDC	18W	0.75A
PSM22412	100-240VAC	12-14VDC	24W	2A
PSM22424	100-240VAC	24-28VDC	24W	1A



DC POWER SUPPLIES - 3/4/6 MODULES WIDE

PSM33012	100-240VAC	12-14VDC	30W	2.5A
PSM33024	100-240VAC	24-28VDC	30W	1.25A
PSM43612	100-240VAC	12VDC	36W	3A
PSM43624	100-240VAC	24VDC	36W	1.5A
PSM44812M	230VAC +/-15%	12VDC	48W	4A
PSM44824M	230VAC +/-10%	24VDC	48W	2A
PSM46012M	230VAC +/-10%	12VDC	60W	5A
PSM46024M	230VAC +/-15%	24VDC	60W	2.5A
PSM47224M	230VAC +/-15%	24VDC	72W	3A
PSM49624M	230VAC +/-15%	24VDC	96W	4A
PSM612024M	230VAC +/-15%	24VDC	120W	5A




DC POWER SUPPLIES - IN FLUSH BOX DESIGN

OTF.05.05	230VAC +/- 10%	5VDC/1 Amp	5W	50 x 26mm
OTS.09.09	230VAC +/- 10%	9VDC/1 Amp	9W	51 x 32mm
OTF.06.12	230VAC +/- 10%	12VDC/0.5 Amp	6W	50 x 26mm
OTF.06.24	230VAC +/- 10%	24VDC/0.25 Amp	6W	50 x 26mm
OTS.12.12	230VAC +/- 10%	12VDC/1 Amp	12W	51 x 32mm
OTS.12.24	230VAC +/- 10%	24VDC/0.5 Amp	12W	51 x 32mm

AC/DC UPS

The USV2 range includes the AC/DC UPS and the “Lite” power supply with battery charger. USV2 have been particularly developed for the Home Automation Sector perfect for access control and security systems. These power supplies are also used in industries where there is a need for a secure and reliable power supply.

The USV2 range is supplied in modular DIN housings which makes for easy integration into electrical control panels. The entire range is suited for use with a lead-acid battery. The external battery is connected to the USV2 through terminals.



USV2 POWER SUPPLY WITH BATTERY CHARGER - AC/DC UPS “LITE”

Power Supply with Battery Charger supplying a constant 13.8VDC output. Input supply is 230VAC and output is 13.8VDC/5A. The maximum capacity is 14Ah. This “Lite” Model is 8 modules wide and can be used with the BAT9/12V4AH Battery Module.

USV2L050012E8



USV2 AC/DC UPS WITH BATTERY MANAGEMENT

AC/DC UPS with built in Battery Management has an input of 230VAC and an output of either 12VDC/2A or 24VDC/1A. The maximum capacity is 14Ah. Both units are 8 modules wide and can be used with the BAT9/12V4AH Battery Module.

USV2020012E8 (12.4VDC/2A)

USV2010024E8 (24.8VDC/1A)



USV2 AC/DC UPS WITH BATTERY MANAGEMENT & MONITORING

AC/DC UPS with built in Intelligent Battery Management has an input of 230VAC and an output of either 12VDC/5A or 24VDC/3A. The maximum capacity is 14Ah. Both models have remote monitoring contacts available. Both units are 12 modules wide and can be used with the BAT9/12V4AH Battery Module.

USV2050012E12 (12.4VDC/5A)

USV2030024E12 (24.8VDC/3A)



BATTERY MODULE

The BAT9/12V4AH Battery Module has been specifically developed for the USV2 range. The unit is 9 modules wide and contains a 12V-4Ah lead acid battery.

BAT9/12V4AH

CONTA-CLIP

Conta-Clip is a German manufacturer of Terminals, Relays, Electronic Components and Marking Systems. Their terminals are of superior quality and have an excellent price structure. We carry a range of 1,500 different terminal parts in stock here in New Zealand. We supply custom printed terminal, device and cable markers at the most competitive rates in New Zealand.



SCREW TERMINALS

TECHNICAL INFORMATION:

SCREW CONNECTION SYSTEM (RK)

- Using the strain relief clamp method, the wire is pressed against the contact rail indirectly by the screw and the clamp.
- This system produces a gastight connection between the wire and the contact rail.
- Due to its construction, the strain relief clamp offers the highest contact force and the lowest drop in voltage.
- The strain relief clamp is made of Galvanised case-hardened, corrosion treated steel giving a higher security than other materials.
- Arguments for the Conta-Clip RK screw terminals are: Highest contact force/ contact security, lowest drop in voltage.
- Connection range 0.08 to 240 mm².



RK2.5



RK2.5BL



ES35



Q10 (2.5)

2.5MM² SCREW TERMINALS

RK2.5	Single Level 2.5mm ² Terminal Block
RK2.5/35 N/2Q	Single Level 2.5mm ² Terminal Block for Z Type (ZQI2.5/..) Bars - TS35 Rail
RK2.5B	Single Level 2.5mm ² Terminal Block (Blue)
RK2.5R	Single Level 2.5mm ² Terminal Block (Red)
RK2.5Y	Single Level 2.5mm ² Terminal Block (Yellow)
RK2.5W	Single Level 2.5mm ² Terminal Block (White)
RK2.5O	Single Level 2.5mm ² Terminal Block (Orange)
RK2.5BL	Single Level 2.5mm ² Terminal Block (Black)
RK2.5G	Single Level 2.5mm ² Terminal Block (Green)
AP2.5-10	End Cover for RK2.5, RK2.5-4 & RK6-10
TW2.5-10	Partition Plate for RK2.5, RK2.5-4 & RK6-10
TRS3	Terminal Insulation Plate for RK1.5-4/15, RK2.5, RKD2.5 & RKD4
ES35	Small DIN-Rail End Clamp
AD1/5	Terminal Cover for RK2.5
Q2(2.5)	2-Pole Cross Connection Bridge (2567.0)
Q3(2.5)	3-Pole Cross Connection Bridge (2568.0)
Q10(2.5)	10-Pole Cross Connection Bridge (2570.0)
Q0.5M(2.5)	100 (approximately) Pole Cross Connection Bridge (2152.0)

For more terminal options please check Accessories Pages

SCREW TERMINALS - 4 / 10 MM²



RK2.5-4/35



RK2.5-4Y



Q4(4)



QI10(4)



RK6-10



RK6-10/35

4MM² SCREW TERMINALS

RK2.5-4	Single Level 4mm ² Terminal Block
RK2.5-4/35	Single Level 4mm ² Terminal Block - TS35 DIN-Rail only
RK2.5-4B	Single Level 4mm ² Terminal Block (Blue)
RK2.5-4/35B	Single Level 4mm ² Terminal Block (Blue) - TS35 DIN-Rail only
RK2.5-4R	Single Level 4mm ² Terminal Block (Red)
RK2.5-4Y	Single Level 4mm ² Terminal Block (Yellow)
RK2.5-4W	Single Level 4mm ² Terminal Block (White)
RK2.5-4O	Single Level 4mm ² Terminal Block (Orange)
RK2.5-4BL	Single Level 4mm ² Terminal Block (Black)
RK2.5-4G	Single Level 4mm ² Terminal Block (Green)
AP2.5-10	End Cover for RK2.5, RK2.5-4 & RK6-10
TW2.5-10	Partition Plate for RK2.5, RK2.5-4 & RK6-10
ES35	Small DIN-Rail End Clamp
AD1/6	Terminal Cover for RK2.5
QI2(4)	2-Pole Insulated Cross Connection Bridge (2740.2)
QI3(4)	3-Pole Insulated Cross Connection Bridge (2741.2)
QI4(4)	4-Pole Insulated Cross Connection Bridge (2742.2)
QI10(4)	10-Pole Insulated Cross Connection Bridge (2743.2)
Q2(4)	2-Pole Cross Connection Bridge (2019.0)
Q3(4)	3-Pole Cross Connection Bridge (2020.0)
Q10(4)	10-Pole Cross Connection Bridge (2022.0)
Q0.5M(4)	83 (approximately) Pole Cross Connection Bridge (2153.0)

For more terminal options please check Accessories Pages

6-10MM² SCREW TERMINALS

RK6-10	Single Level 10mm ² Terminal Block
RK6-10/35	Single Level 10mm ² Terminal Block - TS35 DIN-Rail only
RK6-10B	Single Level 10mm ² Terminal Block (Blue)
RK6-10/35B	Single Level 10mm ² Terminal Block (Blue) - TS35 DIN-Rail only
RK6-10R	Single Level 10mm ² Terminal Block (Red)
RK6-10Y	Single Level 10mm ² Terminal Block (Yellow)
RK6-10W	Single Level 10mm ² Terminal Block (White)
RK6-10O	Single Level 10mm ² Terminal Block (Orange)
RK6-10BL	Single Level 10mm ² Terminal Block (Black)
RK6-10G	Single Level 10mm ² Terminal Block (Green)
AP2.5-10	End Cover for RK2.5, RK2.5-4 & RK6-10
TW2.5-10	Partition Plate for RK2.5, RK2.5-4 & RK6-10

RK 6-10 Series Terminals continue on next page

SCREW TERMINALS - 6 / 16 MM²



QI3(10)



Bridges installed



RK16



R16/35N



Q2(16)



AD1/12B

6-10MM² SCREW TERMINALS - CONTINUED

TRS1	Terminal Insulation Plate for RK2.5-4, RK6-10, RK16 & PTK
ES35	Small DIN-Rail End Clamp
AD1/8	Terminal Cover for RK6-10
QI2(10)	2-Pole Insulated Cross Connection Bridge (2750.2)
QI3(10)	3-Pole Insulated Cross Connection Bridge (2751.1)
QI4(10)	4-Pole Insulated Cross Connection Bridge (2752.2)
QI10(10)	10-Pole Insulated Cross Connection Bridge (2753.2)
Q2(10)	2-Pole Cross Connection Bridge (2060.0)
Q3(10)	3-Pole Cross Connection Bridge (2061.0)
Q4(10)	4-Pole Cross Connection Bridge (2062.0)
Q10(10)	10-Pole Cross Connection Bridge (2063.0)

For more terminal options please check Accessories Pages

16MM² SCREW TERMINALS

RK16	Single Level 16mm ² Terminal Block
RK16/35N	Single Level 16mm ² Terminal Block - TS35 DIN-Rail only
RK16B	Single Level 16mm ² Terminal Block (Blue)
RK16/35NB	Single Level 16mm ² Terminal Block (Blue) - TS35 DIN-Rail only
RK16G	Single Level 16mm ² Terminal Block (Green)
AP16	End Cover for RK16PA
TW16	Partition Plate for RK16
TRS1	Terminal Insulation Plate for RK2.5-4, RK6-10, RK16 & PTK
ES35	Small DIN-Rail End Clamp
AD1/12B	Terminal Cover for RK16 - Arrow Marking
Q2(16)	2-Pole Cross Connection Bridge (2112.0)
Q3(16)	3-Pole Cross Connection Bridge (2113.0)
Q4(16)	4-Pole Cross Connection Bridge (2114.0)
Q10(16)	10-Pole Cross Connection Bridge (2115.0)
Q2(16/35N)	2-Pole Cross Connection Bridge (2257.0)
Q3(16/35N)	3-Pole Cross Connection Bridge (2258.0)
Q4(16/35N)	4-Pole Cross Connection Bridge (2265.0)
Q10(16/35N)	10-Pole Cross Connection Bridge (2266.0)

For more terminal options please check Accessories Pages

SCREW TERMINALS - 35 MM² / 240 MM²



RK35G



RK35G



RK50



HES35ST



MAG 95

35MM² SCREW TERMINALS

RK35	Single Level 35mm ² Terminal Block
RK35/35N	Single Level 35mm ² Terminal Block - TS35 DIN-Rail only
RK35B	Single Level 35mm ² Terminal Block (Blue)
RK35/35NB	Single Level 35mm ² Terminal Block (Blue) - TS35 DIN-Rail only
RK35G	Single Level 35mm ² Terminal Block (Green)
AP35	End Cover for RK35
TW35	Partition Plate for RK35
ES35	Small DIN-Rail End Clamp
AD1/16B	Terminal Cover for RK35 - Arrow Marking
AD1/16BN	Terminal Cover for RK35/35N - Arrow Marking
Q2(35)	2-Pole Cross Connection Bridge (2164.0)
Q3(35)	3-Pole Cross Connection Bridge (2165.0)
Q4(35)	4-Pole Cross Connection Bridge (2166.0)
Q10(35)	10-Pole Cross Connection Bridge (2167.0)

For more terminal options please check Accessories Pages

50MM² / 240MM² SCREW TERMINALS

RK50	Single Level 50mm ² Terminal Block - TS35 DIN-Rail only
RK50B	Single Level 50mm ² Terminal Block (Blue) - TS35 DIN-Rail only
RK95	Single Level 95mm ² Terminal Block - TS35 DIN-Rail only
RK95B	Single Level 95mm ² Terminal Block (Blue) - TS35 DIN-Rail only
RK150	Single Level 150mm ² Terminal Block - TS35 DIN-Rail only
RK150B	Single Level 150mm ² Terminal Block (Blue) - TS35 DIN-Rail only
RK240	Single Level 240mm ² Terminal Block - TS35 DIN-Rail only
RK240B	Single Level 240mm ² Terminal Block (Blue) - TS35 DIN-Rail only
HES35ST	Heavy Duty Metal DIN-Rail End Clamp
AQI2/50	2-Pole Jumper Bar for RK50
AQI3/50	3-Pole Jumper Bar for RK50
AQI2/95	2-Pole Jumper Bar for RK95
AQI3/95	3-Pole Jumper Bar for RK95
AQI2/150	2-Pole Jumper Bar for RK150
AQI3/150	3-Pole Jumper Bar for RK150
AQI2/240	2-Pole Jumper Bar for RK240
AQI3/240	3-Pole Jumper Bar for RK240
MAG50	RK50 Measurement Pick-off Terminal - 10mm ² , 57 Amp
MAG95	RK95 Measurement Pick-off Terminal - 10mm ² , 57 Amp
MAG150/240	RK150 & RK240 Measurement Pick-off Terminal - 10mm ² , 57 Amp

For more terminal options please check Accessories Pages


SCREW TERMINALS - DOUBLE LEVEL



RKD2.5



RKD2.5SV



RKD4/35



RKD4/D(1047.2)



RKD4/UV60



RKD4/RC

2.5MM² DOUBLE LEVEL SCREW TERMINALS

RKD2.5	Dual Level 2.5mm ² Terminal Block
RKD2.5SV	Dual Level 2.5mm ² Terminal Block– Link between top and bottom
Q2(2.5)	2-Pole Cross Connection Bridge (2567.0)
Q3(2.5)	3-Pole Cross Connection Bridge (2568.0)
Q4(2.5)	4-Pole Cross Connection Bridge (2569.0)
Q10(2.5)	10-Pole Cross Connection Bridge (2570.0)
Q0.5M(2.5)	100 (approximately) Pole Cross Connection Bridge (2152.0)
AP4	End Cover for RKD2.5 &RKD4 Terminals


For more terminal options please check Accessories Pages

4MM² DOUBLE LEVEL SCREW TERMINALS

RKD4	Dual Level 4mm ² Terminal Block
RKD4/35	Dual Level 4mm ² Terminal Block - TS35 DIN-Rail only
RKD4B	Dual Level 4mm ² Terminal Block - Blue
RKD4R	Dual Level 4mm ² Terminal Block - Red
RKD4SV	Dual Level 4mm ² Terminal Block - Link between top and bottom
RKD4/D(1046.2)	Dual Level 4mm ² Terminal Block with single Diode
RKD4/D(1047.2)	Dual Level 4mm ² Terminal Block with single Diode
RKD4/D(2319.2)	Dual Level 4mm ² Terminal Block with single Diode
RKD4/D(2323.2)	Dual Level 4mm ² Terminal Block with two Diodes
RKD4/D(1042.2)	Dual Level 4mm ² Terminal Block for 24VAC Indication - Red LED
RKD4/D(2436.2)	Dual Level 4mm ² Terminal Block for 24VDC Indication - Red LED
RKD4/RC(1189.2)	Quenching Terminal for Contactor and Solenoid Valves
RKD4/UG/90	Dual Level 4mm ² Terminal - Overvoltage protection/gas arrestor - 90V
RKD4/UG/230	Dual Level 4mm ² Terminal - Overvoltage protection/gas arrestor - 230V
RKD4/UV30	Dual Level 4mm ² Terminal Block - Overvoltage protection/varistor
RKD4/UV60	Dual Level 4mm ² Terminal Block - Overvoltage protection/varistor
Q2(RKD4)	2-Pole Cross Connection Bridge for RKD4 (2087.0)
Q10(RKD4)	10-Pole Cross Connection Bridge for RKD4 (2090.0)
Q0.5M(RKD4)	83 (approximately) Pole Cross Connection Bridge for RKD4 (2150.0)
AP4	End Cover for RKD2.5 &RKD4 Terminals
AP4B	End Cover for RKD2.5 &RKD4 Terminals - Blue

For more terminal options please check Accessories Pages

SCREW TERMINALS - DUAL/3-LEVEL



RK2.5-4ZRL

4MM² DUAL LEVEL SCREW TERMINALS

RK2.5-4ZR	Dual Connection 4mm ² Terminal Block - 1/2 configuration
AP2.5/R	End Cover for RK2.5-4ZR
RK2.5-4ZRL	Dual Connection 4mm ² Terminal Block - 2/2 configuration
AP2.5/RL	End Cover for RK2.5-4ZRL

For more terminal options please check Accessories Pages




IKD2.5



IK2.5

2.5MM² THREE LEVEL SCREW TERMINALS

IKD2.5	3-Level 2.5mm ² Terminal Block
IKD2.5/Q	3-Level 2.5mm ² Terminal Block for Cross Connection
AP2.5/ID	End Cover for IKD2.5 & IKD2.5/Q (2699.2)
AP-IKD2.5/S	Short End Cover for matching IKD2.5 & IK2.5 terminals (2714.2)
IK2.5	3-Level 2.5mm ² Terminal Block for Cross Connection with colour coding
AP2.5/I	End Cover for IK2.5PA (2698.2)
Q2 (IKD2.5)	2-Pole Cross Connection Bridge (2422.0)
Q10(IKD2.5)	10-Pole Cross Connection Bridge (2425.0)
Q0.5M(IKD2.5)	100 (approximately) Pole Cross Connection Bridge (2151.0)



IKD2.5PNP/DC
(1287.2)

2.5MM² THREE LEVEL PNP LED TERMINALS

IKD2.5PNP/DC(1283.2)	3-Level 2.5mm ² Terminal Block - 24VDC, Red LED, PNP Type
IKD2.5PNP/DC(1285.2)	3-Level 2.5mm ² Terminal Block - 48VDC, Red LED, PNP Type
IKD2.5PNP/DC(1287.2)	3-Level 2.5mm ² Terminal Block - 60VDC, Red LED, PNP Type
IKD2.5PNP/DC(1284.2)	3-Level 2.5mm ² Terminal Block - 24VDC, Green LED, PNP Type
IKD2.5PNP/DC(1286.2)	3-Level 2.5mm ² Terminal Block - 48VDC, Green LED, PNP Type
IKD2.5PNP/DC(1288.2)	3-Level 2.5mm ² Terminal Block - 60VDC, Green LED, PNP Type
IKD2.5PNP/AC(1266.2)	3-Level 2.5mm ² Terminal Block - 220VAC, Red LED, PNP Type
IKD2.5PNP/AC(1299.2)	3-Level 2.5mm ² Terminal Block - 220VAC, Green LED, PNP Type




IKD2.5NPN/DC
(1289.2)

2.5MM² THREE LEVEL NPN LED TERMINALS

IKD2.5NPN/DC(1289.2)	3-Level 2.5mm ² Terminal Block - 24VDC, Red LED, NPN Type
IKD2.5NPN/DC(1291.2)	3-Level 2.5mm ² Terminal Block - 48VDC, Red LED, NPN Type
IKD2.5NPN/DC(1293.2)	3-Level 2.5mm ² Terminal Block - 60VDC, Red LED, NPN Type
IKD2.5NPN/DC(1290.2)	3-Level 2.5mm ² Terminal Block - 24VDC, Green LED, NPN Type
IKD2.5NPN/DC(1292.2)	3-Level 2.5mm ² Terminal Block - 48VDC, Green LED, NPN Type
IKD2.5NPN/DC(1294.2)	3-Level 2.5mm ² Terminal Block - 60VDC, Green LED, NPN Type
IKD2.5NPN/AC(1267.2)	3-Level 2.5mm ² Terminal Block - 220VAC, Red LED, NPN Type
IKD2.5NPN/AC(1366.2)	3-Level 2.5mm ² Terminal Block - 220VAC, Green LED, NPN Type

SCREW TERMINALS - 3/4 LEVEL



DLI2.5PE/L/L



Q10(DLI2.5)

2.5MM² TWO LEVEL PLUS EARTH SCREW TERMINALS

DLI2.5PE/L/L	2-Level Plus Earth 2.5mm² Terminals Blocks
AP2.5D	End Cover for DLI2.5PE/L/L
Q2(DLI2.5)	2-Pole Cross Connection Bridge (2832.0)
Q3(DLI2.5)	3-Pole Cross Connection Bridge (2833.0)
Q4(DLI2.5)	4-Pole Cross Connection Bridge (2834.0)
Q10(DLI2.5)	10-Pole Cross Connection Bridge (2835.0)
Q0.5M(DLI2.5)	100 (approximately) Pole Cross Connection Bridge (2154.0)

For more terminal options please check Accessories Pages



VMAK2.5



AQI2/6/11

2.5MM² THREE LEVEL PLUS EARTH SCREW TERMINALS

VMAK2.5	3-Level Plus Earth 2.5mm² Terminal Block
AP/VMAK2.5	End Cover for VMAK2.5 Terminal
AQI2/6/11	2-Pole External Comb Jumper Bar
AQI3/6/11	3-Pole External Comb Jumper Bar
AQI4/6/11	4-Pole External Comb Jumper Bar
AQI10/6/11	10-Pole External Comb Jumper Bar
AQI75/6/11	75-Pole External Comb Jumper Bar

For more terminal options please check Accessories Pages

SCREW TERMINALS - EARTH & TS15



SL2.5/35




SL16/35N



SL2.5/35ZRL

SCREW TERMINALS - EARTH

SL2.5/35	Earth 2.5mm ² Terminal Block - TS35 DIN-Rail only
SL4/35	Earth 4mm ² Terminal Block - TS35 DIN-Rail only
SL10/35	Earth 10mm ² Terminal Block - TS35 DIN-Rail only
SL16/35	Earth 16mm ² Terminal Block - TS35 DIN-Rail only
SL16/35N	Earth 16mm ² Terminal Block - TS35 DIN-Rail only
SL35/35	Earth 35mm ² Terminal Block - TS35 DIN-Rail only
SL35/35N	Earth 35mm ² Terminal Block - TS35 DIN-Rail only
SL4/15	Earth 4mm ² Terminal Block
SL2.5/35ZR	Dual Connection 4mm ² Earth Terminal Block - 1/2 configuration - TS35 Rail
AP2.5RG	End Cover for SL2.5/35ZR - Green - TS35 DIN-Rail only
SL2.5/35ZRL	Dual Connection 4mm ² Earth Terminal Block - 2/2 configuration - TS35 Rail
AP2.5RLG	End Cover for RK2.5/35ZRL - Green - TS35 DIN-Rail only



RK1.5-4/15



RK1.5-4/15B



STK2/15



ES15

TS15 SCREW TERMINALS

RK1.5-4/15	Single Level 4mm ² Terminal Block
RK1.5-4/15B	Single Level 4mm ² Terminal Block (Blue)
RK1.5-4/15W	Single Level 4mm ² Terminal Block (White)
RK1.5-4/15O	Single Level 4mm ² Terminal Block (Orange)
AP1.5-4	End Cover for RK1.5-4/15PA
AP1.5-4B	End Cover for RK1.5-4/15PA (Blue)
TW1.5-4	Partition Plate for RK1.5-4/15
SL4/15	Earth 4mm ² Terminal Block
STK2/15	Small Length 6.3 Amp 4mm ² Fuse Terminal Block for TS15 Rail
APSI -2	End Cover for STK2/15
ES15	End Clamp for 15mm Rail
Q2(RKD4)	2-Pole Cross Connection Bridge for RKD4 (2087.0)
Q10(RKD4)	10-Pole Cross Connection Bridge for RKD4 (2090.0)
Q0.5M(RKD4)	83 (approximately) Pole Cross Connection Bridge for RKD4 (2150.0)

For more terminal options please check Accessories Pages

SCREW TERMINALS - DISCONNECT TYPE



TRK1.5



TRK1.5/DS



DS-TRK1.5



STK1/K

DISCONNECT TERMINALS

TRK1.5	4mm ² Disconnect Terminal Block
TRK1.5B	4mm ² Disconnect Terminal Block - Blue
TRK1.5/STB	4mm ² Disconnect Terminal Block - Plug Sockets Instead of Clamping Screws
TRK1.5/DS	4mm ² Disconnect Terminal Block with removable link
TRK1.5(1398.2)	4mm ² Disconnect Terminal Block - Base Only
DS1-TRK1.5(1400.2)	4mm ² Disconnect Terminal Block - Upper Part - Link
DS1-TRK1.5(1401.2)	4mm ² Disconnect Terminal Block - Upper Part - Diode
DS1-TRK1.5(1402.2)	4mm ² Disconnect Terminal Block - Upper Part - Diode
DS1-TRK1.5(1403.2)	4mm ² Disconnect Terminal Block - Upper Part - No Link
STK2/15/K	4mm ² Disconnect Terminal Block
STK2/K	4mm ² Disconnect Terminal Block
APSI-2	End Cover for Disconnect Terminals STK2/15/K & STK2/K
STKD1/K	4mm ² Disconnect Terminal Block & Extra Lower Terminal
APSID-1	End Cover for Disconnect Terminals STKD1
TK2/K	4mm ² Disconnect Terminal Block
APSI-1	End Cover for Disconnect Terminals STK1
KH5	Contact Sleeve - Solid Link

For more terminal options please check Accessories Pages

TEST DISCONNECT TERMINALS



PTK/LT



PTK/DU



STB35Y



B5 25 Range



KSS2-8



PS4



TEST DISCONNECT TERMINALS - PTK SERIES

PTK/LT	10mm ² Test Disconnect Terminal Block
PTK/LT/STB	10mm ² Test Disconnect Terminal Block with Test Sockets
PTK/QT	10mm ² Test Disconnect Terminal Block
PTK/QT/STB	10mm ² Test Disconnect Terminal Block with Test Sockets
PTK/DU	10mm ² Test Disconnect Terminal Block - Straight Through Terminal
APL/Q/D	End Cover for PTK Terminals
TRS1	Separator Plate
QSB2	Switchable Link - 2-Pole
QSB3	Switchable Link - 3-Pole
QI2(10)	Insulated Cross Connection Bridge - 2-Pole (2750.2)
QI3(10)	Insulated Cross Connection Bridge - 3-Pole (2751.2)
QI4(10)	Insulated Cross Connection Bridge - 4-Pole (2752.2)
QI10(10)	Insulated Cross Connection Bridge - 10-Pole (2753.2)
QVS2	Cross Connection Jumper - 2-Pole
VH19(2238.0)	Connection Sleeve
STB35Y	Test Fixing Screw - Yellow
STB35GN	Test Fixing Screw - Green
STB35VT	Test Fixing Screw - Violet
BS25GN	PTK System Screw - Green
BS25VT	PTK System Screw - Violet
BS25Y	PTK System Screw - Yellow
STB14/4	Test Plug Socket
PS4	Test Plug
KSS2-8	Short Circuit Test Plug

RK SAFE BOX / ASSEMBLED TEST DISCONNECT CT TERMINAL BLOCK SETS

RK SAFE-BOX	Terminal Housing System - Empty
PTK10CTVTSB	Test Disconnect Terminal Block Set - 3-Phase CT & VT with Safe Box
PTK10CTSB	Test Disconnect Terminal Block Set - 3-Phase CT only with Safe Box
PTK10CTVT	Test Disconnect Terminal Block Set - 3-Phase CT & VT
PTK10CT	Test Disconnect Terminal Block Set - 3-Phase CT only
PTK10CTNI	Test Disconnect Terminal Block Set - 3-Phase CT only - Non-Isolating

SCREW TERMINALS - FUSE TERMINALS



STK1



STK2



SIK10



STKD1



SK1/35



SK1/35 LED24VDC

FUSE TERMINALS

STK1	6.3 Amp, 4mm ² Fuse Terminal Block
STK1LED(2449.2)	6.3 Amp, 4mm ² Fuse Terminal Block - LED Indication - 24VDC
STK1LED(2454.2)	6.3 Amp, 4mm ² Fuse Terminal Block - LED Indication - 24VAC
STK1LED(2458.2)	6.3 Amp, 4mm ² Fuse Terminal Block - LED Indication - 230VAC
APSI-1	End Cover for STK 1
STK2	Small Length, 6.3 Amp, 4mm ² Fuse Terminal Block
STK2/15	Small Length, 6.3 Amp, 4mm ² Fuse Terminal Block - 15mm DIN-Rail
APSI-2	End Cover for STK2
STKD1	Dual Level 6.3 Amp Fuse Holder & Terminal Block
APSID-1	End Cover for STKD1
SIK10	10 Amp, 10mm ² Fuse Terminal Block
SIK10/Z	10 Amp, 10mm ² Fuse Terminal Block - for Imperial Fuse Links
AP10	End Plate for SIK10PA
SST/SIK/LED(1113.2)	SIK10PA Fuse Status Indication 12VDC & 24VAC
SST/SIK/LED(1114.2)	SIK10PA Fuse Status Indication 20-30VDC & 40-60VDC
SST/SIK/LED(1115.2)	SIK10PA Fuse Status Indication 40-60VDC & 80-120VDC
SST/SIK/LED(1116.2)	SIK10PA Fuse Status Indication 115VDC & 230VAC
VBS2/10	Link for two Fuse Terminal Levers - for STK2, STKD1, SIK10
VBS3/10	Link for three Fuse Terminal Levers - for STK2, STKD1, SIK10
AQI60/8/11	60-Pole Insulated Comb Bar 8mm Pitch for STK1, STK2 & STKD1
AQI60/8/18	60-Pole Insulated Comb Bar 8mm Pitch for SIK10 Fuse Terminals

SK1 FUSE TERMINALS

SK1/35	High Temperature Screw Cap Fuse Terminal for 5x20 Fuse Links - Black
SK1/35WK	High Temperature Screw Cap Fuse Terminal with Window for 5x25 Fuses
SK1/35LED24VDC	High Temperature Screw Cap Fuse Terminal, 24VDC LED Indication
SK1/35LED24VAC	High Temperature Screw Cap Fuse Terminal, 24VAC LED Indication
SK1/35G230V	High Temperature Screw Cap Fuse Terminal, 230VAC Neon Indication
SK1/35G24VDC	High Temperature Screw Cap Fuse Terminal, 24VAC/DC Neon Indication
APSIBK	End Cover for SK1/35 Fuse Terminal - Black
SKA5x20	Spare Screw Cap for SK1/35 Fuse Terminal - Black
SKA5x25	Spare Screw Cap for SK1/35WK Fuse Terminal - Black
QS2(2366.0)	2-Pole Cross Connection for SK1/35 Fuse Terminal

FUSE LINKS



Glass Fuse Links



SI1.0A

20 X 5 MM FUSE LINKS - 250V

SI0.05A	Fuse Link 50mA, 20x5mm, Glass Type
SI0.1A	Fuse Link 100mA, 20x5mm, Glass Type
SI0.125A	Fuse Link 125mA, 20x5mm, Glass Type
SI0.16A	Fuse Link 160mA, 20x5mm, Glass Type
SI0.2A	Fuse Link 200mA, 20x5mm, Glass Type
SI0.25A	Fuse Link 250mA, 20x5mm, Glass Type
SI0.315A	Fuse Link 315mA, 20x5mm, Glass Type
SI0.4A	Fuse Link 400mA, 20x5mm, Glass Type
SI0.5A	Fuse Link 500mA, 20x5mm, Glass Type
SI0.630A	Fuse Link 630mA, 20x5mm, Glass Type
SI0.800A	Fuse Link 800mA, 20x5mm, Glass Type
SI1A	Fuse Link 1 Amp, 20x5mm, Glass Type
SI1.125A	Fuse Link 1.25 Amp, 20x5mm, Glass Type
SI1.6A	Fuse Link 1.6 Amp, 20x5mm, Glass Type
SI2A	Fuse Link 2 Amp, 20x5mm, Glass Type
SI2.5A	Fuse Link 2.5 Amp, 20x5mm, Glass Type
SI3.15A	Fuse Link 3.15 Amp, 20x5mm, Glass Type
SI4A	Fuse Link 4 Amp, 20x5mm, Glass Type
SI5A	Fuse Link 5 Amp, 20x5mm, Glass Type
SI6.3A	Fuse Link 6.3 Amp, 20x5mm, Glass Type
SI8A	Fuse Link 8 Amp, 20x5mm, Glass Type
SI10A	Fuse Link 10 Amp, 20x5mm, Glass Type



SI6.3A/I

5 X 25 MM FUSE LINKS - 250V WITH INDICATION

SI1A/I	Fuse Link 1 Amp, 25x5mm with Indicator
SI2A/I	Fuse Link 2 Amp, 25x5mm with Indicator
SI4A/I	Fuse Link 4 Amp, 25x5mm with Indicator
SI6.3A/I	Fuse Link 6.3 Amp, 25x5mm with Indicator



SI 2.0A/32F

32 X 6.3MM IMPERIAL FUSE LINKS - 500V

SI1.0A/32F	Fuse Link 1 Amp, 32x6.3mm Ceramic type
SI2.0A/32F	Fuse Link 2 Amp, 32x6.3mm Ceramic type
SI4.0A/32F	Fuse Link 4 Amp, 32x6.3mm Ceramic type
SI6.3A/32F	Fuse Link 6.3 Amp, 32x6.3mm Ceramic type
SI8.0A/32F	Fuse Link 8 Amp, 32x6.3mm Ceramic type
SI10.0A/32F	Fuse Link 10 Amp, 32x6.3mm Ceramic type

SCREW TERMINALS - DIRECT MOUNTING / BLOCK



DKA4 assembled



EH2-Z



RK50-D

DIRECT MOUNTING TERMINALS

DKA2.5	2.5mm ² Direct Mounting Terminal
DKA2.5B	2.5mm ² Direct Mounting Terminal - Blue
DKA4	4mm ² Direct Mounting Terminal
EH15DKA	End Clamp for 2.5mm ² & 4mm ² DKA Terminals for TS15 Rail
EH2	Direct Mounting End Clamp for 2.5mm ² & 4mm ² DKA Terminals
EH2-Z	Direct Mounting End Clamp for 2.5mm ² & 4mm ² DKA Terminals Push Fit
DKA10	10mm ² Direct Mounting Terminal
EH3	Direct Mounting End Clamp for DKA10 Terminals
EH35DKA	End Clamp for DKA10 Terminals TS35 Rail
RK50-D	50mm ² Direct Mounting Terminal
RK95-D	95mm ² Direct Mounting Terminal
RK150-D	150mm ² Direct Mounting Terminal
RK240-D	240mm ² Direct Mounting Terminal

For more terminal options please check Accessories Pages



KBL2.5-4/10

BLOCK TYPE TERMINALS

KBL2.5/3	3-Pole 2.5mm ² Terminal Block, assembled
KBL2.5/4	4-Pole 2.5mm ² Terminal Block, assembled
KBL2.5/5	5-Pole 2.5mm ² Terminal Block, assembled
KBL2.5/6	6-Pole 2.5mm ² Terminal Block, assembled
KBL2.5/7	7-Pole 2.5mm ² Terminal Block, assembled
KBL2.5/10	10-Pole 2.5mm ² Terminal Block, assembled
KBL2.5/12	12-Pole 2.5mm ² Terminal Block, assembled
KBL2.5/14	14-Pole 2.5mm ² Terminal Block, assembled
KBL2.5/16	16-Pole 2.5mm ² Terminal Block, assembled
KBL2.5/18	18-Pole 2.5mm ² Terminal Block, assembled
KBL2.5-4/3	3-Pole 4mm ² Terminal Block, assembled
KBL2.5-4/4	4-Pole 4mm ² Terminal Block, assembled
KBL2.5-4/10	10-Pole 4mm ² Terminal Block
KBL6-10/3	3-Pole 10mm ² Terminal Block, assembled
KBL6-10/10	10-Pole 10mm ² Terminal Block, assembled

For more terminal block options and combination - please contact us

STUD TERMINALS



HSK16/M5B



HSK120/M10B



HSK120/M10B/B

HSK SERIES

HSK16/M5B	Single Stud - 16mm ² Terminal Block - M5 Stud
HSK35/M6B	Single Stud - 35mm ² Terminal Block - M6 Stud
HSK35/M6B/B	2 Stud - 35mm ² Terminal Block - M6 Stud
HSK50/M8B	Single Stud - 50mm ² Terminal Block - M8 Stud
HSK50/M8B/B	2 Stud - 50mm ² Terminal Block - M8 Stud
HSK120/M10B	Single Stud - 120mm ² Terminal Block - M10 Stud
HSK120/M12B	Single Stud - 120mm ² Terminal Block - M12 Stud
HSK120/M10B/B	2 Stud - 120mm ² Terminal Block - M10 Stud
TW16-120	Separator Plate
TW35-120B/B	Separator Plate
AD16(17019.0)	Cover Profile
AD35(17020.0)	Cover Profile
AD50(17021.0)	Cover Profile
AD120(17026.0)	Cover Profile
QS2(50)	Cross Connector for HSK50/M8B, HSK50/M8B/B

SCREW TERMINALS / STUD TERMINAL SETS



HSKG Terminals



ADH Covers - Yellow



HSKG with ADH cover



QS2 Bar



Stud Terminal Set

STUD TERMINALS

HSKG35/M6/B/B	2 Stud - 35mm ² Terminal Block - M6 Stud - 125 Amps
HSKG70/M8/B/B	2 Stud - 70mm ² Terminal Block - M8 Stud - 192 Amps
HSKG120/M10/B/B	2 Stud - 120mm ² Terminal Block - M10 Stud - 269 Amps
HSKG185/M12/B/B	2 Stud - 185mm ² Terminal Block - M12 Stud - 353 Amps
HSKG300/M16/B/B	2 Stud - 300mm ² Terminal Block - M16 Stud - 520 Amps
ADH35Y	Cover Profile for HSKG 35/M6/B/B - Yellow
ADH70Y	Cover Profile for HSKG 70/M8/B/B - Yellow
ADH120Y	Cover Profile for HSKG 120/M10/B/B - Yellow
ADH185/300Y	Cover Profile for HSKG185 & HSKG300 Terminals - Yellow
ADH35	Cover Profile for HSKG 35/M6/B/B - Beige
ADH70	Cover Profile for HSKG 70/M8/B/B - Beige
ADH120	Cover Profile for HSKG 120/M10/B/B - Beige
ADH185/300	Cover Profile for HSKG185 & HSKG300 Terminals - Beige
QS2/35/6	2-Pole Cross Connection Bar for HSKG35/M6/B/B
QS3/35/6	3-Pole Cross Connection Bar for HSKG35/M6/B/B
QS2/70/8	2-Pole Cross Connection Bar for HSKG70/M8/B/B
QS3/70/8	3-Pole Cross Connection Bar for HSKG70/M8/B/B
QS2/120/10	2-Pole Cross Connection Bar for HSKG120/M10/B/B
QS3/120/10	3-Pole Cross Connection Bar for HSKG120/M10/B/B
QS2/185/12	2-Pole Cross Connection Bar for HSKG185/M12/B/B
QS3/185/12	3-Pole Cross Connection Bar for HSKG185/M12/B/B
QS2/300/16	2-Pole Cross Connection Bar for HSKG300/M16/B/B
QS3/300/16	3-Pole Cross Connection Bar for HSKG300/M16/B/B

STUD TERMINAL SETS - INCLUDING COVERS / END STOPS / DIN-RAIL

HSKG/190A/3P	3-Pole - 190A - 3 x HSKG70M8/B/B with Beige Covers
HSKG/190A/4P	4-Pole - 190A - 4 x HSKG70M8/B/B with Beige Covers
HSKG/190A/3PY	3-Pole - 190A - 3 x HSKG70M8/B/B with Yellow Covers
HSKG/190A/4PY	4-Pole - 190A - 4 x HSKG70M8/B/B with Yellow Covers
HSKG/260A/3P	3-Pole - 260A - 3 x HSKG120M10/B/B with Beige Covers
HSKG/260A/4P	4-Pole - 260A - 4 x HSKG120M10/B/B with Beige Covers
HSKG/260A/3PY	3-Pole - 260A - 3 x HSKG120M10/B/B with Yellow Covers
HSKG/260A/4PY	4-Pole - 260A - 4 x HSKG120M810B/B with Yellow Covers
HSKG/350A/3PY	3-Pole - 350A - 3 x HSKG185M12/B/B with Yellow Covers
HSKG/350A/4PY	4-Pole - 350A - 4 x HSKG185M12/B/B with Yellow Covers
HSKG/520A/3PY	3-Pole - 520A - 3 x HSKG300M16/B/B with Yellow Covers
HSKG/520A/4PY	4-Pole - 520A - 4 x HSKG300M16/B/B with Yellow Covers

Please contact us for more Customised Solutions

PLUG-IN CONNECTION SYSTEM - PK-TS



PK-TS/10/5,08



PKB 1100/6/5,08



PK-TS Complete Solution



PK-TS Complete Solution

PK-TS PLUG-IN CONNECTION SYSTEM

PK-TS/2/5,08	2-Pole PK-TS Base Terminal for TS35 DIN-Rail Mounting
PK-TS/3/5,08	3-Pole PK-TS Base Terminal for TS35 DIN-Rail Mounting
PK-TS/4/5,08	4-Pole PK-TS Base Terminal for TS35 DIN-Rail Mounting
PK-TS/5/5,08	5-Pole PK-TS Base Terminal for TS35 DIN-Rail Mounting
PK-TS/6/5,08	6-Pole PK-TS Base Terminal for TS35 DIN-Rail Mounting
PK-TS/8/5,08	8-Pole PK-TS Base Terminal for TS35 DIN-Rail Mounting
PK-TS/12/5,08	12-Pole PK-TS Base Terminal for TS35 DIN-Rail Mounting
PK-TS/13/5,08	13-Pole PK-TS Base Terminal for TS35 DIN-Rail Mounting
PK-TS/14/5,08	14-Pole PK-TS Base Terminal for TS35 DIN-Rail Mounting
PK-TS/15/5,08	15-Pole PK-TS Base Terminal for TS35 DIN-Rail Mounting
PK-TS/16/5,08	16-Pole PK-TS Base Terminal for TS35 DIN-Rail Mounting
PKB 1100/2/5,08	2-Pole PK-TS Plug Terminal
PKB 1100/3/5,08	3-Pole PK-TS Plug Terminal
PKB 1100/4/5,08	4-Pole PK-TS Plug Terminal
PKB 1100/5/5,08	5-Pole PK-TS Plug Terminal
PKB 1100/6/5,08	6-Pole PK-TS Plug Terminal
PKB 1100/8/5,08	8-Pole PK-TS Plug Terminal
PKB 1100/10/5,08	10-Pole PK-TS Plug Terminal
PKB 1100/12/5,00	12-Pole PK-TS Plug Terminal
PKB 1100/16/5,08	16-Pole PK-TS Plug Terminal

For more PK-TS terminal solutions - contact us

SCREW TERMINALS - ACCESSORIES



End Covers

END COVERS

AP2.5-10	End Cover for RK2.5, RK2.5-4 & RK6-10
AP16	End Cover for RK16PA
AP35	End Cover for RK35PA
AP2.5-10B	End Cover for RK2.5, RK2.5-4 & RK6-10 (Blue)
AP2.5-10R	End Cover for RK2.5, RK2.5-4 & RK6-10 (Red)
AP2.5-10Y	End Cover for RK2.5, RK2.5-4 & RK6-10 (Yellow)
AP2.5-10W	End Cover for RK2.5, RK2.5-4 & RK6-10 (White)
AP2.5-10O	End Cover for RK2.5, RK2.5-4 & RK6-10 (Orange)
AP2.5-10BL	End Cover for RK2.5, RK2.5-4 & RK6-10 (Black)
AP16B	End Cover for RK16PA (Blue)
AP35B	End Cover for RK35PA (Blue)
AP35G	End Cover for RK35PA (Green)



INSULATION PLATES

TRS1	Insulation Plate for 4, 6, & 10mm Terminals
TRS3	Insulation Plate for 2.5mm Terminals



TWMF(O)

PARTITION PLATES

TW2.5-10	Partition Plate for RK2.5, RK2.5-4 & RK6-10
TW16	Partition Plate for RK16
TW35	Partition Plate for RK35
TWMF	Terminal Separator Plate
TWMF(O)	Terminal Separator Plate (Orange)
AD3	Clear Cover Profile - 1000mm

SCREW TERMINALS - ACCESSORIES



ADQ



EA Type Terminal Covers



AD1 Type Terminal Covers



AD4 Type Terminal Covers

TERMINAL COVERS

ADQ	Connection Bridge Cover - Clear
ADQW	Connection Bridge Cover - White
EA1	Universal Terminal Cover
EA1W	Universal Terminal Cover - White
EA1Y	Universal Terminal Cover - Yellow
AD1/5	Terminal Cover for RK2.5
AD1/5N	Terminal Cover for RK2.5N2Q
AD1/5B	Terminal Cover for RK2.5 - Arrow Marking
AD1/6	Terminal Cover for RK2.5-4
AD1/6B	Terminal Cover for RK2.5-4 - Arrow Marking
AD1/8	Terminal Cover for RK6-10
AD1/8B	Terminal Cover for RK6-10 - Arrow Marking
AD1/12B	Terminal Cover for RK16 - Arrow Marking
AD1/16B	Terminal Cover for RK35 - Arrow Marking
AD1/50B	Terminal Cover for RK50 - Arrow Marking
AD1/95B	Terminal Cover for RK95 - Arrow Marking
AD1/150B	Terminal Cover for RK150 - Arrow Marking
AD1/240B	Terminal Cover for RK240 - Arrow Marking
AD4/24B/E	Warning Cover for RK2.54 - Arrow Marking
AD4/32B/E	Warning Cover for RK6-10 - Arrow Marking
BSKM3x22	Fastening Screw for AD4...B/E

SCREW TERMINALS - ACCESSORIES



QI3(4)



Cross-connection Bars



Q2(10)



Q10(4)



Q2(16)

CROSS CONNECTION BARS - INSULATED

QI2(4)	2-Pole Insulated Cross Connection (2740.2) - RK2.5-4, RK2.5-4ZR(L) - 32A
QI3(4)	3-Pole Insulated Cross Connection (2741.2) - RK2.5-4, RK2.5-4ZR(L) - 32A
QI4(4)	4-Pole Insulated Cross Connection (2742.2) - RK2.5-4, RK2.5-4ZR(L) - 32A
QI10(4)	10-Pole Insulated Cross Connection (2743.2) - RK2.5-4, RK2.5-4ZR(L) - 32A
QI2(10)	2-Pole Insulated Cross Connection (2750.2) - RK6-10, PTK Series - 57A
QI3(10)	3-Pole Insulated Cross Connection (2751.1) - RK6-10, PTK Series - 57A
QI4(10)	4-Pole Insulated Cross Connection (2752.2) - RK6-10, PTK Series - 57A
QI10(10)	10-Pole Insulated Cross Connection (2753.2) - RK6-10, PTK Series - 57A

CROSS CONNECTION BARS - UNINSULATED

Q2(RKD4)	2-Pole Cross Connection (2087.0) - RK1.5-4/15, RKD4 - 20A
Q10(RKD4)	10-Pole Cross Connection (2090.0) - RK1.5-4/15, RKD4 - 20A
Q0.5M(RKD4)	83 (approximately) Pole Cross Connection (2150.0) - RK1.5-4/15, RKD4 - 20A
Q2(IKD2.5)	2-Pole Cross Connection (2422.0) - IK2.5, IKD2.5(Q) - 20A
Q10(IKD2.5)	10-Pole Cross Connection (2425.0) - IK2.5, IKD2.5(Q) - 20A
Q0.5M(IKD2.5)	100 (approximately) Pole Cross Connection (2151.0) - IK2.5, IKD2.5(Q) - 20A
Q2(2.5)	2-Pole Cross Connection (2567.0) - RK2.5, RKD2.5 - 20A
Q3(2.5)	3-Pole Cross Connection (2568.0) - RK2.5, RKD2.5 - 20A
Q4(2.5)	4-Pole Cross Connection (2569.0) - RK2.5, RKD2.5 - 20A
Q10(2.5)	10-Pole Cross Connection (2570.0) - RK2.5, RKD2.5 - 20A
Q0.5M(2.5)	100 (approximately) Pole Cross Connection (2152.0) - RK2.5, RKD2.5 - 20A
Q2(4)	2-Pole Cross Connection (2019.0) - RK2.5-4, RK2.5-4ZR(L) - 27A
Q3(4)	3-Pole Cross Connection (2020.0) - RK2.5-4, RK2.5-4ZR(L) - 27A
Q4(4)	4-Pole Cross Connection (2021.0) - RK2.5-4, RK2.5-4ZR(L) - 27A
Q10(4)	10-Pole Cross Connection (2022.0) - RK2.5-4, RK2.5-4ZR(L) - 27A
Q0.5M(4)	83-Pole Cross Connection (2153.0) - RK2.5-4, RK2.5-4ZR(L) - 27A
Q2(10)	2-Pole Cross Connection (2060.0) - RK6-10 - 47A
Q3(10)	3-Pole Cross Connection (2061.0) - RK6-10 - 47A
Q4(10)	4-Pole Cross Connection (2062.0) - RK6-10 - 47A
Q10(10)	10-Pole Cross Connection (2063.0) - RK6-10 - 47A
Q2(16)	2-Pole Cross Connection Bridge (2112.0) - RK16 - 47A
Q2(16/35N)	2-Pole Cross Connection Bridge (2257.0) - RK16/35N - 47A
Q3(16)	3-Pole Cross Connection Bridge (2113.0) - RK16 - 47A
Q4(16)	4-Pole Cross Connection Bridge (2114.0) - RK16 - 47A
Q10(16)	10-Pole Cross Connection Bridge (2115.0) - RK16 - 47A
Q2(35)	2-Pole Cross Connection Bridge (2164.0) - RK35 - 65A
Q3(35)	3-Pole Cross Connection Bridge (2165.0) - RK35 - 65A
Q4(35)	4-Pole Cross Connection Bridge (2166.0) - RK35 - 65A
Q10(35)	10-Pole Cross Connection Bridge (2167.0) - RK35 - 65A

SCREW TERMINALS - ACCESSORIES



AQI3/5/11



AQI installed



AQV2/PEN



AQI2/50



QL2 & VH19 & BSM3x25



QL2 installed

TERMINAL COVERS

AQI2/5/11	2-Pole External Comb Jumper Bar - RKD2.5, IK2.5, IKD2.5(Q), BKA2.5 - 27A
AQI3/5/11	3-Pole External Comb Jumper Bar - RKD2.5, IK2.5, IKD2.5(Q), BKA2.5 - 27A
AQI4/5/11	4-Pole External Comb Jumper Bar - RKD2.5, IK2.5, IKD2.5(Q), BKA2.5 - 27A
AQI10/5/11	10-Pole External Comb Jumper Bar - RKD2.5, IK2.5, IKD2.5(Q), BKA2.5 - 27A
AQI95/5/11	95-Pole External Comb Jumper Bar - RKD2.5, IK2.5, IKD2.5(Q), BKA2.5 - 27A
AQI2/5/15	2-Pole External Comb Jumper Bar - RK2.5, RK2.5N/2Q - 27A
AQI3/5/15	3-Pole External Comb Jumper Bar - RK2.5, RK2.5N/2Q - 27A
AQI4/5/15	4-Pole External Comb Jumper Bar - RK2.5, RK2.5N/2Q - 27A
AQI10/5/15	10-Pole External Comb Jumper Bar - RK2.5, RK2.5N/2Q - 27A
AQI95/5/15	95-Pole External Comb Jumper Bar - RK2.5, RK2.5N/2Q - 27A
AQI2/6/11	2-Pole External Comb Jumper Bar - RK1.5-4/15, RKD4, BKA4 - 27A
AQI3/6/11	3-Pole External Comb Jumper Bar - RK1.5-4/15, RKD4, BKA4 - 27A
AQI4/6/11	4-Pole External Comb Jumper Bar - RK1.5-4/15, RKD4, BKA4 - 27A
AQI10/6/11	10-Pole External Comb Jumper Bar - RK1.5-4/15, RKD4, BKA4 - 27A
AQI75/6/11	75-Pole External Comb Jumper Bar - RK1.5-4/15, RKD4, BKA4 - 27A
AQI2/6/17	2-Pole External Comb Jumper Bar - RK2.5, RK2.5ZR(L), TRK1.5 - 27A
AQI3/6/17	3-Pole External Comb Jumper Bar - RK2.5, RK2.5ZR(L), TRK1.5 - 27A
AQI4/6/17	4-Pole External Comb Jumper Bar - RK2.5, RK2.5ZR(L), TRK1.5 - 27A
AQI10/6/17	10-Pole External Comb Jumper Bar - RK2.5, RK2.5ZR(L), TRK1.5 - 27A
AQI75/6/17	75-Pole External Comb Jumper Bar - RK2.5, RK2.5ZR(L), TRK1.5 - 27A
AQV2/PEN	Earth & Neutral Comb Jumper Bars for SL10/35 & RK6-10
AQI60/8/11	60-Pole Jumper Bar in Comb Style with Yellow Insulation - 8mm Pitch
AQI60/8/18	60-Pole Jumper Bar in Comb Style with Yellow Insulation - 8mm Pitch

LARGE COMB JUMPER BARS

AQI2/50	2-Pole Jumper Bar for RK50
AQI3/50	3-Pole Jumper Bar for RK50
AQI2/95	2-Pole Jumper Bar for RK95
AQI3/95	3-Pole Jumper Bar for RK95
AQI2/150	2-Pole Jumper Bar for RK150
AQI3/150	3-Pole Jumper Bar for RK150
AQI2/240	2-Pole Jumper Bar for RK240
AQI3/240	3-Pole Jumper Bar for RK240

SWITCHABLE LINKS

QL2 (2076.0)	Switchable Link for RK1.5-4/15 & RKD4
VH16 (2077.0)	Connecting Sleeve for QL2(2076.0)
BSM2.5x20	Fastening Screw for QL2(2076.0)
QL2(2008.0)	Switchable Link for RK2.5-4
QL2(2053.0)	Switchable Link for RK6-10
QL2(2106.0)	Switchable Link for RK16
VH19 (2009.0)	Connecting Sleeve for QL2(2008.0), QL2(2053.0) & QL2(2106.0)
BSM3x25	Fastening Screw for QL2(2008.0), QL2(2053.0) & QL2(2106.0)

SCREW TERMINALS - ACCESSORIES



TA5/1-ST



TA5/1-ST installed



STB products



PS4



ES35/K/ST



SES35



TEST PLUGS

TA5/1-ST	Modular Test Plug for RK2.5
TA5/1-Q	Modular Test Plug for RK2.5 - for Cross Connection Bars
TA6/1-ST	Modular Test Plug for RK2.5-4, RK2.5-4ZR & RK2.5-4ZRL
TA6/1-Q	Modular Test Plug for RK2.5-4, RK2.5-4ZR & ZRL - for Connection Bars
TA8/1-ST	Modular Test Plug for RK6-10
TA8/1-Q	Modular Test Plug for RK6-10 - for Cross Connection Bars
TAD5/1-S	Modular Test Plug for RKD2.5
TAD6/1-S	Modular Test Plug for RKD4
PS2.3	Test Plug
PS4	Test Plug
ZS2.3/4	Test Plug Adaptor
STB8.5/2.3	Test Socket for PS2.3
STB14/2.3	Test Socket for PS2.3
STB14/4	Test Socket for PS4
STB30.5B	Test Socket for PS4 - Blue
STB30.5BL	Test Socket for PS4 - Black
STB30.5G	Test Socket for PS4 - Green
STB30.5GR	Test Socket for PS4 - Grey
STB30.5R	Test Socket for PS4 - Red
STB30.5V	Test Socket for PS4 - Violet
STB30.5Y	Test Socket for PS4 - Yellow

END STOPS

ES35	Small DIN-Rail End Clamp
ES35/2/K	Medium two screw End Clamp
SES35	Screwless End Stop for TS35 Rail
ES35/K/ST	Medium centre screw End Clamp
ES32/35	Medium "Combi" Universal End Clamp
HES35ST	Heavy Duty Metal DIN-Rail End Clamp

MOUNTING RAIL SUPPORT BRACKETS

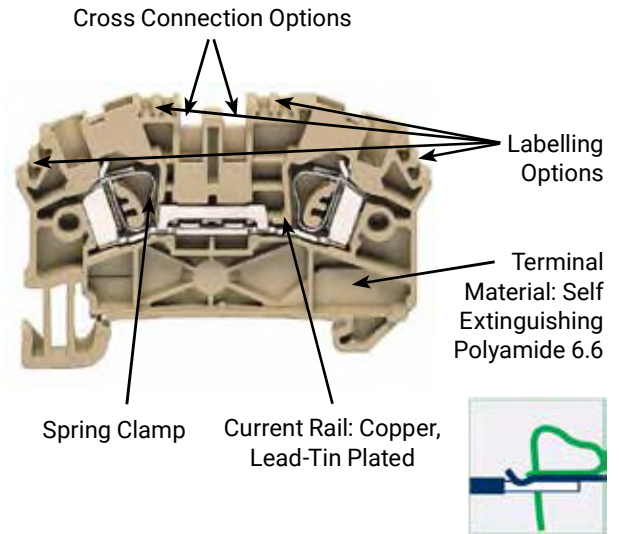
TSTW/M5	48mm Mounting Rail Support Bracket
TSTW/F/M5	32mm Mounting Rail Support Bracket
TST/M5	20mm Mounting Rail Support Bracket
BS M5X8	M5 Fastening Screw for TSTW, TSTW/F, TST

SPRING CLAMP TERMINALS

TECHNICAL INFORMATION:

SPRING CLAMP CONNECTION SYSTEM (ZRK)

- The spring clamp principle operates similarly to the strain relief clamp principle. The high-quality rust and acid resistant tension spring makes contact with the wire against the current rail.
- The spring is a connection element which is maintenance free, shock-proof and has a high resistance to vibration.
- Arguments for the use of Conta-Clip ZRK series spring clamp connection terminals are: Vibration and shock-proof, shorter connection time and maintenance free.



2.5MM² MINI SPRING CLAMP TERMINALS

ZSRK2.5/2A	Single Level 2.5mm² Spring Clamp Terminal Block - Small Profile
ZSRK2.5/3A	Single Level 2.5mm² Spring Clamp Terminal Block - Small Profile - 3-Way
ZSRK2.5/2AB	Single Level 2.5mm² Spring Clamp Terminal Block - Small Profile - Blue
ZSRK2.5/3AB	Single Level 2.5mm² Spring Clamp Terminal Block - Small Profile - 3-Way Blue
ZSLN2.5/2A	Earth Single Level 2.5mm² Spring Clamp Terminal Block - Small Profile
ZSLN2.5/3A	Earth Single Level 2.5mm² Spring Clamp Terminal Block - Small Profile - 3-Way
ZAP-SR	End Cover for ZSRK2.5/2A
ZAP-SR3A/35	End Cover for ZSRK2.5/3A
ZAP-SRB	End Cover for ZSRK2.5/2A - Blue
ZAP-SRG	End Cover for ZSRK2.5/2A - Green
ZAP-SR3A/35G	End Cover for ZSRK2.5/3A - Green
ZES35/2	End Stop for Small Profile Spring Clamp Terminal Range
ZQI2.5/2	2-Pole Push-in Cross Connection Bar for all Z Series 2.5mm² Terminals
ZQI2.5/3	3-Pole Push-in Cross Connection Bar for all Z Series 2.5mm² Terminals
ZQI2.5/4	3-Pole Push-in Cross Connection Bar for all Z Series 2.5mm² Terminals
ZQI2.5/5	5-Pole Push-in Cross Connection Bar for all Z Series 2.5mm² Terminals
ZQI2.5/6	6-Pole Push-in Cross Connection Bar for all Z Series 2.5mm² Terminals
ZQI2.5/7	7-Pole Push-in Cross Connection Bar for all Z Series 2.5mm² Terminals
ZQI2.5/8	8-Pole Push-in Cross Connection Bar for all Z Series 2.5mm² Terminals
ZQI2.5/9	9-Pole Push-in Cross Connection Bar for all Z Series 2.5mm² Terminals
ZQI2.5/10	10-Pole Push-in Cross Connection Bar for all Z Series 2.5mm² Terminals
ZQI2.5/99	99-Pole Push-in Cross Connection Bar for all Z Series 2.5mm² Terminals - Cutable

For more terminal options please check [Accessories Pages](#)

SPRING CLAMP TERMINALS



2.5MM² SPRING CLAMP TERMINALS

ZRK2.5/2A	Single Level 2.5mm² Spring Clamp Terminal Block
ZRK2.5/3A	Single Level 2.5mm² 3 Connection Spring Clamp Terminal Block
ZRK2.5/4A	Single Level 2.5mm² 4 Connection Spring Clamp Terminal Block
ZRK2.5/2x2A	Single Level 2.5mm² 4 Connection Spring Clamp Terminal Block - Split
ZRK2.5/2x2A/D1	Single Level 2.5mm² 4 Connection Spring Clamp Terminal Block - Diode
ZRK2.5/2AB	Single Level 2.5mm² Spring Clamp Terminal Block (Blue)
ZRK2.5/3AB	Single Level 2.5mm² 3 Connection Spring Clamp Terminal Block (Blue)
ZRK2.5/4AB	Single Level 2.5mm² 4 Connection Spring Clamp Terminal Block (Blue)
ZRK2.5/2AO	Single Level 2.5mm² Spring Clamp Terminal Block (Orange)
ZRK2.5/3AO	Single Level 2.5mm² 3 Connection Spring Clamp Terminal Block (Orange)
ZSL2.5/2A	Earth 2.5mm² Spring Clamp Terminal Block
ZSL2.5/3A	Earth 2.5mm² 3 Connection Spring Clamp Terminal Block
ZSL2.5/4A	Earth 2.5mm² 4 Connection Spring Clamp Terminal Block
ZAP2.5/2A	End Cover for ZRK2.5/2A
ZAP2.5/3A	End Cover for ZRK2.5/3A
ZAP2.5/4A	End Cover for ZRK2.5/4A
ZAP2.5/2AB	End Cover for ZRK2.5/2A (Blue)
ZAP2.5/3AB	End Cover for ZRK2.5/3A (Blue)
ZAP2.5/4AB	End Cover for ZRK2.5/4A (Blue)
ZAP2.5/2AO	End Cover for ZRK2.5/2A (Orange)
ZAP2.5/2AG	End Cover for ZSL2.5/2A (Green)
ZAP2.5/3AG	End Cover for ZSL2.5/3A (Green)
ZAP2.5/4AG	End Cover for ZSL2.5/4A (Green)
ZES35	End Stop for Small Profile Spring Clamp Terminal Range
ZQI2.5/2	2-Pole Push-in Cross Connection Bar for all Z Series 2.5mm² Terminals
ZQI2.5/3	3-Pole Push-in Cross Connection Bar for all Z Series 2.5mm² Terminals
ZQI2.5/4	3-Pole Push-in Cross Connection Bar for all Z Series 2.5mm² Terminals
ZQI2.5/5	5-Pole Push-in Cross Connection Bar for all Z Series 2.5mm² Terminals
ZQI2.5/6	6-Pole Push-in Cross Connection Bar for all Z Series 2.5mm² Terminals
ZQI2.5/7	7-Pole Push-in Cross Connection Bar for all Z Series 2.5mm² Terminals
ZQI2.5/8	8-Pole Push-in Cross Connection Bar for all Z Series 2.5mm² Terminals
ZQI2.5/9	9-Pole Push-in Cross Connection Bar for all Z Series 2.5mm² Terminals
ZQI2.5/10	10-Pole Push-in Cross Connection Bar for all Z Series 2.5mm² Terminals
ZQI2.5/99	99-Pole Push-in Cross Connection Bar for Z Series 2.5mm² Terminals - Cuttable

For more terminal options please check Accessories Pages

SPRING CLAMP TERMINALS



4MM² SPRING CLAMP TERMINALS

ZRK4/2A	Single Level 4mm² Spring Clamp Terminal Block
ZRK4/3A	Single Level 4mm² 3 Connection Spring Clamp Terminal Block
ZRK4/4A	Single Level 4mm² 4 Connection Spring Clamp Terminal Block
ZRK4/2x2A	Single Level 4mm² 4 Connection Spring Clamp Terminal Block - Split
ZRK4/2AB	Single Level 4mm² Spring Clamp Terminal Block (Blue)
ZRK4/3AB	Single Level 4mm² 3 Connection Spring Clamp Terminal Block (Blue)
ZRK4/4AB	Single Level 4mm² 4 Connection Spring Clamp Terminal Block (Blue)
ZSL4/2A	Earth 4mm² Spring Clamp Terminal Block
ZSL4/3A	Earth 4mm² 3 Connection Spring Clamp Terminal Block
ZSL4/4A	Earth 4mm² 4 Connection Spring Clamp Terminal Block
ZAP4/2A	End Cover for ZRK4/2A
ZAP4/3A	End Cover for ZRK4/3A
ZAP4/4A	End Cover for ZRK4/4A
ZAP4/2AB	End Cover for ZRK4/2A (Blue)
ZAP4/3AB	End Cover for ZRK4/3A (Blue)
ZAP4/4AB	End Cover for ZRK4/4A (Blue)
ZAP4/2AO	End Cover for ZRK4/2A (Orange)
ZAP4/2AG	End Cover for ZSL4/2A (Green)
ZAP4/3AG	End Cover for ZSL4/3A (Green)
ZAP4/4AG	End Cover for ZSL4/4A (Green)
ZES35	End Stop for Small Profile Spring Clamp Terminal Range
ZQI4/2	2-Pole Push-in Cross Connection Bar for all Z Series 4mm² Terminals
ZQI4/3	3-Pole Push-in Cross Connection Bar for all Z Series 4mm² Terminals
ZQI4/4	4-Pole Push-in Cross Connection Bar for all Z Series 4mm² Terminals
ZQI4/5	5-Pole Push-in Cross Connection Bar for all Z Series 4mm² Terminals
ZQI4/6	6-Pole Push-in Cross Connection Bar for all Z Series 4mm² Terminals
ZQI4/7	7-Pole Push-in Cross Connection Bar for all Z Series 4mm² Terminals
ZQI4/8	8-Pole Push-in Cross Connection Bar for all Z Series 4mm² Terminals
ZQI4/9	9-Pole Push-in Cross Connection Bar for all Z Series 4mm² Terminals
ZQI4/10	10-Pole Push-in Cross Connection Bar for all Z Series 4mm² Terminals

For more terminal options please check Accessories Pages

SPRING CLAMP TERMINALS



6MM² SPRING CLAMP TERMINALS

ZRK6/2A	Single Level 6mm² Spring Clamp Terminal Block
ZRK6/2AB	Single Level 6mm² Spring Clamp Terminal Block (Blue)
ZSL6/2A	Earth 6mm² Spring Clamp Terminal Block
ZAP6/2A	End Cover for ZRK6/2A
ZAP6/2AB	End Cover for ZRK6/2A (Blue)
ZAP6/2AG	End Cover for ZSL6/2A (Green)
ZES35	End Stop for Small Profile Spring Clamp Terminal Range
ZQI6/2	2-Pole Push-in Cross Connection Bar for all Z Series 6mm² Terminals
ZQI6/3	3-Pole Push-in Cross Connection Bar for all Z Series 6mm² Terminals
ZQI6/4	4-Pole Push-in Cross Connection Bar for all Z Series 6mm² Terminals
ZQI6/5	5-Pole Push-in Cross Connection Bar for all Z Series 6 mm² Terminals
ZQI6/6	6-Pole Push-in Cross Connection Bar for all Z Series 6mm² Terminals
ZQI6/7	7-Pole Push-in Cross Connection Bar for all Z Series 6mm² Terminals
ZQI6/8	8-Pole Push-in Cross Connection Bar for all Z Series 6mm² Terminals
ZQI6/9	9-Pole Push-in Cross Connection Bar for all Z Series 6mm² Terminals
ZQI6/10	10-Pole Push-in Cross Connection Bar for all Z Series 6mm² Terminals

[For more terminal options please check Accessories Pages](#)



10MM² SPRING CLAMP TERMINALS

ZRK10/2A	Single Level 10mm² Spring Clamp Terminal Block
ZRK10/2AB	Single Level 10mm² Spring Clamp Terminal Block (Blue)
ZSL10/2A	Earth 10mm² Spring Clamp Terminal Block
ZAP10/2A	End Cover for ZRK10/2A
ZAP10/2AB	End Cover for ZRK10/2A (Blue)
ZAP10/2AG	End Cover for ZRK10/2A (Green)
ZES35	End Stop for Small Profile Spring Clamp Terminal Range
ZQI10/2	2-Pole Push-in Cross Connection Bar for all Z Series 10mm² Terminals

[For more terminal options please check Accessories Pages](#)



16MM² SPRING CLAMP TERMINALS

ZRK16/2A	Single Level 16mm² Spring Clamp Terminal Block
ZRK16/2AB	Single Level 16mm² Spring Clamp Terminal Block (Blue)
ZSL16/2A	Earth 16mm² Spring Clamp Terminal Block
ZAP16/2A	End Cover for ZRK16/2A
ZAP16/2AB	End Cover for ZRK16/2A (Blue)
ZAP16/2AG	End Cover for ZRK16/2A (Green)
ZES35	End Stop for Small Profile Spring Clamp Terminal Range
ZQI16/2	2-Pole Push-in Cross Connection Bar for all Z Series 16mm² Terminals

[For more terminal options please check Accessories Pages](#)

SPRING CLAMP TERMINALS



2.5MM² DUAL LEVEL SPRING CLAMP TERMINALS

ZRKD2.5	Dual Level 2.5mm ² Spring Clamp Terminal Block
ZRKD2.5SV	Dual Level 2.5mm ² Terminal Block - Link between Upper & Lower Level
ZRKD2.5N-DU	Dual Level 2.5mm ² Spring Clamp Terminal Block - Neutral Identification
ZRKD2.5DU-PE	Dual Level 2.5mm ² Spring Clamp Terminal Block - Lower Terminal Earth
ZRKD2.5N-PE	Dual Level 2.5mm ² Spring Clamp Terminal Block - Neutral & Earth
ZRKD2.5/D1	Dual Level 2.5mm ² Spring Clamp Terminal with Diode
ZRKD2.5/D5	Dual Level 2.5mm ² Spring Clamp Terminal with Diode
ZRKD2.5LED2	Dual Level 2.5mm ² Spring Clamp Terminal with LED indication
ZAPD2.5	End Cover for ZRDK2.5
ZAPD2.5B	End Cover for ZRDK2.5 (Blue)
ZAPD2.5O	End Cover for ZRDK2.5 (Orange)
ZBA1	ZRKD Series Marking Adaptor
ZES35	End Stop for Small Profile Spring Clamp Terminal Range
ZQI2.5/2	2-Pole Push-in Cross Connection Bar for all Z Series 2.5mm ² Terminals
ZQI2.5/3	3-Pole Push-in Cross Connection Bar for all Z Series 2.5mm ² Terminals
ZQI2.5/4	3-Pole Push-in Cross Connection Bar for all Z Series 2.5mm ² Terminals
ZQI2.5/5	5-Pole Push-in Cross Connection Bar for all Z Series 2.5mm ² Terminals
ZQI2.5/6	6-Pole Push-in Cross Connection Bar for all Z Series 2.5mm ² Terminals
ZQI2.5/7	7-Pole Push-in Cross Connection Bar for all Z Series 2.5mm ² Terminals
ZQI2.5/8	8-Pole Push-in Cross Connection Bar for all Z Series 2.5mm ² Terminals
ZQI2.5/9	9-Pole Push-in Cross Connection Bar for all Z Series 2.5mm ² Terminals
ZQI2.5/10	10-Pole Push-in Cross Connection Bar for all Z Series 2.5mm ² Terminals
ZVQI2.5	Z Series Vertical Link
ZQI2.5/99	99-Pole Push-in Cross Connection Bar for Z Series 2.5mm ² Terminals - Cuttable

2.5MM² MULTIPLE LEVEL SPRING CLAMP TERMINALS

ZIKD2.5	Three Level 2.5mm ² Spring Clamp Terminal
ZIKD2.5B	Three Level 2.5mm ² Spring Clamp Terminal (Blue)
ZIKD2.5/SV	Three Level 2.5mm ² Spring Clamp Terminal - Link between Terminals
ZIKD2.5PE/L/L	Three Level 2.5mm ² Spring Terminal - Lower Terminal Earth, others identified
ZIKD2.5/PE/L/N	Three Level 2.5mm ² Spring Terminal - Lower Terminal Earth, others identified
ZIKD2.5/SV/PE	Three Level 2.5mm ² Spring Clamp Terminal - Earth Terminal
ZAP/ID2.5	End Cover for ZIDK 2.5
ZVMAK2.5	Three Level plus Earth 2.5mm ² Spring Clamp Terminal
ZAP/VMAK2.5	End Cover for ZVMAK2.5
ZES35	End Stop for Small Profile Spring Clamp Terminal Range
ZQI2.5/2	2-Pole Push-in Cross Connection Bar for all Z Series 2.5mm ² Terminals
ZQI2.5/10	10-Pole Push-in Cross Connection Bar for all Z Series 2.5mm ² Terminals
ZVQI2.5	Z Series Vertical Link
ZQI2.5/99	99-Pole Push-in Cross Connection Bar for all Z Series 2.5mm ² Terminals - Cuttable

[For more terminal options please check Accessories Pages](#)

SPRING CLAMP TERMINALS



KNIFE BLADE DISCONNECT 2.5MM² SPRING CLAMP TERMINALS

ZTRK2.5/2A/MT	2.5mm ² Knife Blade Disconnect Spring Clamp Terminal
ZTRK2.5/3A/MT	2.5mm ² Knife Blade Disconnect Spring Clamp Terminal - 3 Connection
ZTRK2.5/4A/MT	2.5mm ² Knife Blade Disconnect Spring Clamp Terminal - 4 Connection
ZAPT2.5/2A	End Cover for ZTRK2.5 Series Terminal
ZAPT2.5/3A	End Cover for ZTRK2.5 Series Terminal - 3 Connection
ZAPT2.5/4A	End Cover for ZTRK2.5 Series Terminal - 4 Connection

[For more terminal options please check Accessories Pages](#)



INSERT TYPE DISCONNECT 2.5MM² SPRING CLAMP TERMINALS

ZTRK2.5/2A/ST	2.5mm ² Insert Type Disconnect Spring Clamp Terminal
ZTRK2.5/3A/ST	2.5mm ² Insert Type Disconnect Spring Clamp Terminal - 3 Connection
ZTRK2.5/4A/ST	2.5mm ² Insert Type Disconnect Spring Clamp Terminal - 4 Connection
ZAPT2.5/2A	End Cover for ZTRK2.5 Series Terminal
ZAPT2.5/3A	End Cover for ZTRK2.5 Series Terminal - 3 Connection
ZAPT2.5/4A	End Cover for ZTRK2.5 Series Terminal - 4 Connection

[For more terminal options please check Accessories Pages](#)



AUTO FUSE / DIODE INSERT 2.5MM² SPRING CLAMP TERMINALS

ZTRK2.5/2A/OT	2.5mm ² Insert Base Only Spring Clamp Terminal
ZTRK2.5/3A/OT	2.5mm ² Insert Base Only Spring Clamp Terminal - 3 Connection
ZTRK2.5/4A/OT	2.5mm ² Insert Base Only Spring Clamp Terminal - 4 Connection
ZDS1/ZTR	Insert for ZTRK2.5/XA/OT - Solid Link
ZDS2/ZTR	Insert for ZTRK2.5/XA/OT - Diode Link (Diode 1N4007)
ZDS3/ZTR	Insert for ZTRK2.5/XA/OT - Diode Link (Diode 1N4007)
ZDS4/ZTR	Insert for ZTRK2.5/XA/OT - Open Link
SI-C0.5A	Auto Type Fuse suitable for ZTRK2.5/XA/OT - 0.5A/32V
SI-C1A	Auto Type Fuse suitable for ZTRK2.5/XA/OT - 1A/32V
SI-C2A	Auto Type Fuse suitable for ZTRK2.5/XA/OT - 2A/32V
SI-C3A	Auto Type Fuse suitable for ZTRK2.5/XA/OT - 3A/32V
SI-C4A	Auto Type Fuse suitable for ZTRK2.5/XA/OT - 4A/32V
SI-C5A	Auto Type Fuse suitable for ZTRK2.5/XA/OT - 5A/32V
SI-C7.5A	Auto Type Fuse suitable for ZTRK2.5/XA/OT - 7.5A/32V
SI-C10A	Auto Type Fuse suitable for ZTRK2.5/XA/OT - 10A/32V
SI-C15A	Auto Type Fuse suitable for ZTRK2.5/XA/OT - 15A/32V
ZAPT2.5/2A	End Cover for ZTRK2.5 Series Terminal
ZAPT2.5/3A	End Cover for ZTRK2.5 Series Terminal - 3 Connection
ZAPT2.5/4A	End Cover for ZTRK2.5 Series Terminal - 4 Connection

[For more terminal options please check Accessories Pages](#)



SPRING CLAMP TERMINALS



FUSE 2.5MM² SPRING CLAMP TERMINALS

ZTRK2.5/2A/ZS	2.5 mm ² Fuse Terminal - 6.3 Amp - 5x20 Fuse Link
ZTRK2.5/2A/ZS36	2.5 mm ² Fuse Terminal - 6.3 Amp - 5x20 Fuse - 10V-36V Indication
ZTRK2.5/2A/ZS70	2.5 mm ² Fuse Terminal - 6.3 Amp - 5x20 Fuse - 35V-70V Indication
ZTRK2.5/2A/ZS150	2.5 mm ² Fuse Terminal - 6.3 Amp - 5x20 Fuse - 60V-150V Indication
ZTRK2.5/2A/ZS250	2.5 mm ² Fuse Terminal - 6.3 Amp - 5x20 Fuse - 140V-250V Indication
ZTRK2.5/3A/ZS	2.5 mm ² Fuse Terminal - 6.3 Amp - 5x20 Fuse Links - 2/1
ZTRK2.5/3A/ZS36	2.5 mm ² Fuse Terminal - 6.3 Amp - 5x20 Fuse - 10V-36V Indic.- 2/1
ZTRK2.5/3A/ZS70	2.5 mm ² Fuse Terminal - 6.3 Amp - 5x20 Fuse - 35V-70V Indic.- 2/1
ZTRK2.5/3A/ZS150	2.5 mm ² Fuse Terminal - 6.3 Amp - 5x20 Fuse - 60V-150V Indic.- 2/1
ZTRK2.5/3A/ZS250	2.5 mm ² Fuse Terminal - 6.3 Amp - 5x20 Fuse - 140V-250V Indic.- 2/1
ZTRK2.5/4A/ZS	2.5 mm ² Fuse Terminal - 6.3 Amp - 5x20 Fuse Links - 2/2
ZTRK2.5/4A/ZS36	2.5 mm ² Fuse Terminal - 6.3 Amp - 5x20 Fuse - 10V-36V Indication - 2/2
ZTRK2.5/4A/ZS70	2.5 mm ² Fuse Terminal - 6.3 Amp - 5x20 Fuse - 35V-70V Indication - 2/2
ZTRK2.5/4A/ZS150	2.5 mm ² Fuse Terminal - 6.3 Amp - 5x20 Fuse - 60V-150V Indic.- 2/2
ZTRK2.5/4A/ZS250	2.5 mm ² Fuse Terminal - 6.3 Amp - 5x20 Fuse - 140V-250V Indic.- 2/2
ZTRK2.5/2A/OT	2.5 mm ² Insert Base Spring Clamp Terminal
ZTRK2.5/3A/OT	2.5 mm ² Insert Base Spring Clamp Terminal - 3 Connection
ZTRK2.5/4A/OT	2.5 mm ² Insert Base Spring Clamp Terminal - 4 Connection
ZS/H0/ZTR	Insert for ZTRK2.5/XA/OT - 6.3 Amp - 5x20 Fuse Link
ZS/H1/ZTR/36	Insert for ZTRK2.5/XA/OT - 6.3 Amp - 5x20 Fuse Link - 10V-36V Indication
ZS/H2/ZTR/70	Insert for ZTRK2.5/XA/OT - 6.3 Amp - 5x20 Fuse Link - 35V-70V Indication
ZS/H3/ZTR/150	Insert for ZTRK2.5/XA/OT - 6.3 Amp - 5x20 Fuse Link - 60V-150V Indication
ZS/H4/ZTR/250	Insert for ZTRK2.5/XA/OT - 6.3 Amp - 5x20 Fuse Link - 140V-250V Indication
ZAPT2.5/2A	End Cover for ZTRK2.5 Series Terminal
ZAPT2.5/3A	End Cover for ZTRK2.5 Series Terminal - 3 Connection
ZAPT2.5/4A	End Cover for ZTRK2.5 Series Terminal - 4 Connection

For more terminal options please check Accessories Pages

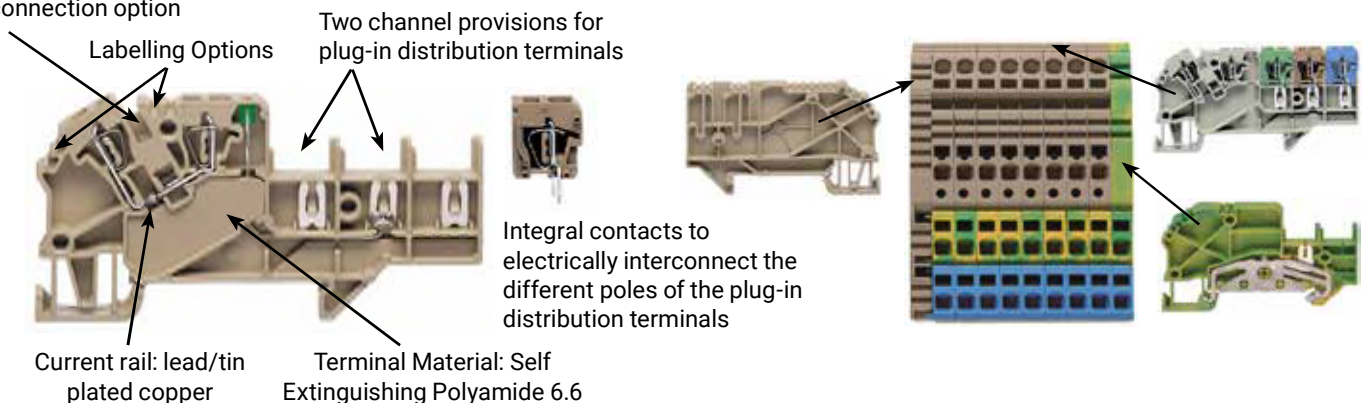
SPRING CLAMP TERMINALS - ZINI ZAKTO

TECHNICAL INFORMATION:

ZINI ZAKTO TERMINAL ASSEMBLY

Consisting of: 8x ZIZA1.5/4, 1x ZIZA1.5/4/PE, 1x ZAP/TW, ZIZA 1.5/4 and 9 x ZPL1.5B, 9 x ZPL1.5BR, 9 x ZPL1.5PE

Signal terminal cross connection option



1.5MM² SENSOR / ACTUATOR CONTROL SPRING CLAMP TERMINAL SYSTEM - ZINI ZAKTO



ZIZA1.5/3 3-Pole 1.5mm² Zini Zakto Spring Clamp Terminal Base Block

ZIZA1.5/3/PE 3-Pole 1.5mm² Zini Zakto Spring Clamp Terminal Base Block (including Earth)

ZIZA1.5/4 4-Pole 1.5mm² Zini Zakto Spring Clamp Terminal Base Block

ZIZA1.5/4/PE 4-Pole 1.5mm² Zini Zakto Spring Clamp Terminal Base Block (including Earth)

ZPL1.5 Zini Zakto 1.5mm² Spring Clamp Terminal Potential Distributor Block

ZPL1.5B Zini Zakto 1.5mm² Spring Clamp Terminal Potential Distributor Block (Blue)

ZPL1.5BR Zini Zakto 1.5mm² Spring Clamp Terminal Potential Distributor Block (Brown)

ZPL1.5PE Zini Zakto 1.5mm² Spring Clamp Terminal Potential Distributor Block (Green)

ZAP/ZIZA1.5/3 Zini Zakto 3-Pole Zini Zakto Spring Clamp Terminal End Cover

ZAP/ZIZA1.5/4 Zini Zakto 4-Pole Zini Zakto Spring Clamp Terminal End Cover



ZES35/2 End Stop for Small Profile Spring Clamp Terminal Range

ZQI2.5/2 2-Pole Push-in Cross Connection Bar for all Z Series 2.5mm² Terminals

ZQI2.5/3 3-Pole Push-in Cross Connection Bar for all Z Series 2.5mm² Terminals

ZQI2.5/4 3-Pole Push-in Cross Connection Bar for all Z Series 2.5mm² Terminals

ZQI2.5/5 5-Pole Push-in Cross Connection Bar for all Z Series 2.5mm² Terminals

ZQI2.5/6 6-Pole Push-in Cross Connection Bar for all Z Series 2.5mm² Terminals


ZQI2.5/7 7-Pole Push-in Cross Connection Bar for all Z Series 2.5mm² Terminals

ZQI2.5/8 8-Pole Push-in Cross Connection Bar for all Z Series 2.5mm² Terminals

ZQI2.5/9 9-Pole Push-in Cross Connection Bar for all Z Series 2.5mm² Terminals

ZQI2.5/10 10-Pole Push-in Cross Connection Bar for all Z Series 2.5mm² Terminals

ZQI2.5/99 99-Pole Push-in Cross Connection Bar for all Z Series 2.5mm² Terminals - Cuttable



For more terminal options please check [Accessories Pages](#)

SPRING CLAMP TERMINALS



PUSH-IN CROSS CONNECTION BARS

ZQI2.5/2	2-Pole Push-in Cross Connection Bar for all Z Series 2.5mm² Terminals
ZQI2.5/3	3-Pole Push-in Cross Connection Bar for all Z Series 2.5mm² Terminals
ZQI2.5/4	3-Pole Push-in Cross Connection Bar for all Z Series 2.5mm² Terminals
ZQI2.5/5	5-Pole Push-in Cross Connection Bar for all Z Series 2.5mm² Terminals
ZQI2.5/6	6-Pole Push-in Cross Connection Bar for all Z Series 2.5mm² Terminals
ZQI2.5/7	7-Pole Push-in Cross Connection Bar for all Z Series 2.5mm² Terminals
ZQI2.5/8	8-Pole Push-in Cross Connection Bar for all Z Series 2.5mm² Terminals
ZQI2.5/9	9-Pole Push-in Cross Connection Bar for all Z Series 2.5mm² Terminals
ZQI2.5/10	10-Pole Push-in Cross Connection Bar for all Z Series 2.5mm² Terminals
ZQI2.5/99	99-Pole Push-in Cross Connection Bar for all Z Series 2.5mm² Terminals - Cuttable
ZQI4/2	2-Pole Push-in Cross Connection Bar for all Z Series 4mm² Terminals
ZQI4/3	3-Pole Push-in Cross Connection Bar for all Z Series 4mm² Terminals
ZQI4/4	4-Pole Push-in Cross Connection Bar for all Z Series 4mm² Terminals
ZQI4/5	5-Pole Push-in Cross Connection Bar for all Z Series 4mm² Terminals
ZQI4/6	6-Pole Push-in Cross Connection Bar for all Z Series 4mm² Terminals
ZQI4/7	7-Pole Push-in Cross Connection Bar for all Z Series 4mm² Terminals
ZQI4/8	8-Pole Push-in Cross Connection Bar for all Z Series 4mm² Terminals
ZQI4/9	9-Pole Push-in Cross Connection Bar for all Z Series 4mm² Terminals
ZQI4/10	10-Pole Push-in Cross Connection Bar for all Z Series 4mm² Terminals
ZQI6/2	2-Pole Push-in Cross Connection Bar for all Z Series 6mm² Terminals
ZQI6/3	3-Pole Push-in Cross Connection Bar for all Z Series 6mm² Terminals
ZQI6/4	4-Pole Push-in Cross Connection Bar for all Z Series 6mm² Terminals
ZQI6/5	5-Pole Push-in Cross Connection Bar for all Z Series 6mm² Terminals
ZQI6/6	6-Pole Push-in Cross Connection Bar for all Z Series 6mm² Terminals
ZQI6/7	7-Pole Push-in Cross Connection Bar for all Z Series 6mm² Terminals
ZQI6/8	8-Pole Push-in Cross Connection Bar for all Z Series 6mm² Terminals
ZQI6/9	9-Pole Push-in Cross Connection Bar for all Z Series 6mm² Terminals
ZQI6/10	10-Pole Push-in Cross Connection Bar for all Z Series 6mm² Terminals
ZQI10/2	2-Pole Push-in Cross Connection Bar for all Z Series 10mm² Terminals
ZQI16/2	2-Pole Push-in Cross Connection Bar for all Z Series 16mm² Terminals

SPRING CLAMP TERMINALS



TERMINAL ACCESSORIES

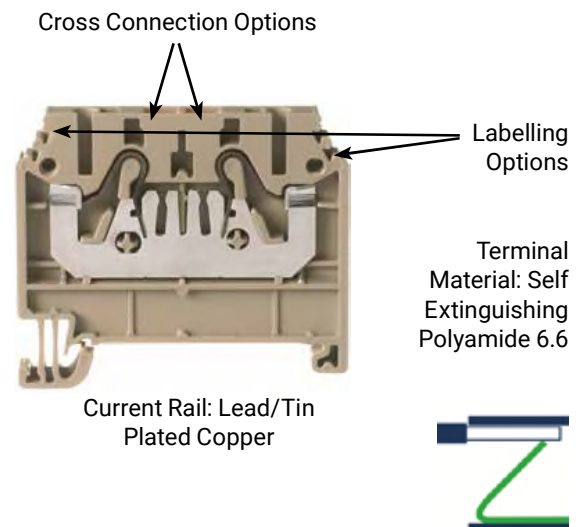
ZES35	Z Series Push-in End Clamp
ZES35/2	End Stop for Small Profile Spring Clamp Terminal Range
ZAD2.5/4B	Warning Cover for ZRK2.5 Terminals - 4-Way
ZAD4/4B	Warning Cover for ZRK4 Terminals - 4-Way
ZAD6/4B	Warning Cover for ZRK6 Terminals - 4-Way
ZTA2.5	Test Plug for ZRK2.5 Terminals
ZTA4	Test Plug for ZRK4 Terminals
ZVQI2.5	Z Series Vertical Link
ZSchT1	Marking Carrier for ZES35
ZSchT2	Marking Carrier for ZES35
ZSchT3	Marking Carrier for ZES35
ZSchT4	Marking Carrier for ZES35
ZSchT5	Marking Carrier for ZES35
ZSchT6	Marking Carrier for ZES35
ZSchT6P	Marking Carrier for ZES35 - Printed
ES01	Blank Tag Insert for ZSchT1, ZSchT2, ZSchT3, ZSchT4 - 10 Tags
ES03	Blank Tag Insert for ZSchT5 - 10 Tags
STR	Protective Cover for ES0
STR3	Protective Cover for ES03
BW1-ZRK	2.5mm ² Spring Clamp Terminal Insertion Tool - 1-Pole
BW5-ZRK	2.5mm ² Spring Clamp Terminal Insertion Tool - 5-Pole
BW10-ZRK	2.5mm ² Spring Clamp Terminal Insertion Tool - 10-Pole
BWMA1(0,5x2,5mm)	Spring Clamp Terminal Metal Insertion Tool - (FRK 2.5, FRK 2.5-4)
BWMA1(0,5x3,5mm)	Spring Clamp Terminal Metal Insertion Tool - (Z Series)

PRESSURE SPRING (PUSH-IN) TERMINALS


TECHNICAL INFORMATION:

PRESSURE SPRING CONNECTION SYSTEM (FRK)

- CONTA-CLIP was the first company in the world to release their pressure spring connection terminal range. The FRK system offers the easiest installation with maximum contact security. This connection element unites the advantages of the spring clamp terminal with the possibility to connect wires without tools!
- Solid conductors or stranded conductors with ferrules can be inserted directly into the terminal. Connection with the contact rail is established automatically when the wire is inserted. Arguments for the pressure spring terminals are: direct connection without the need of tools, easy-to-use, compact construction and can save up to 80% wiring time.



FRK1.5/2A



FSL1.5/3A



FRK1.5/4A

1.5MM² PRESSURE SPRING (PUSH-IN) TERMINALS

FRK1.5/2A	Single Level 1.5mm ² , Push-in Spring Clamp Terminal Block
FRK1.5/2AB	Single Level 1.5mm ² , Push-in Spring Clamp Terminal Block (Blue)
FRK1.5/3A	Single Level 1.5mm ² , 3 Connection Push-in Spring Clamp Terminal Block
FRK1.5/3AB	Single Level 1.5mm ² , 3 Connection Push-in Spring Clamp Terminal Block (Blue)
FRK1.5/4A	Single Level 1.5mm ² , 4 Connection Push-in Spring Clamp Terminal Block
FRK1.5/4AB	Single Level 1.5mm ² , 4 Connection Push-in Spring Clamp Terminal Block (Blue)
FSL1.5/2A	Earth 1.5mm ² Push-in Spring Clamp Terminal Block
FSL1.5/3A	Earth 1.5mm ² 3 Connection Push-in Spring Clamp Terminal Block
FSL1.5/4A	Earth 1.5mm ² 4 Connection Push-in Spring Clamp Terminal Block
FAP1.5-4/2A	End Cover for FRK1.5/2A
FAP1.5/3A	End Cover for FRK1.5/3A
FAP1.5/4A	End Cover for FRK1.5/2A
FAP1.5-4/2AB	End Cover for FRK1.5/2A (Blue)
FAP1.5/3AB	End Cover for FRK1.5/3A (Blue)
FAP1.5/4AB	End Cover for FRK1.5/4A (Blue)
FAP1.5-4/2AG	End Cover for FSL1.5/2A (Green)
FAP1.5/3AG	End Cover for FL1.5/3A (Green)
FAP1.5/4AG	End Cover for FSL1.5/4A (Green)

FRK1.5 Pressure Spring Terminals continue on next page

PUSH-IN TERMINALS - 1.5 / 2.5 MM²



FQI1.5/3 installed

1.5MM² PRESSURE SPRING (PUSH-IN) TERMINALS - CONTINUED

FQI 1.5/2	2-Pole Push-in Cross Connection Bar for all FRK 1.5mm ² Terminals
FQI 1.5/3	3-Pole Push-in Cross Connection Bar for all FRK 1.5mm ² Terminals
FQI 1.5/4	3-Pole Push-in Cross Connection Bar for all FRK 1.5mm ² Terminals
FQI 1.5/5	5-Pole Push-in Cross Connection Bar for all FRK 1.5mm ² Terminals
FQI 1.5/6	6-Pole Push-in Cross Connection Bar for all FRK 1.5mm ² Terminals
FQI 1.5/7	7-Pole Push-in Cross Connection Bar for all FRK 1.5mm ² Terminals
FQI 1.5/8	8-Pole Push-in Cross Connection Bar for all FRK 1.5mm ² Terminals
FQI 1.5/9	9-Pole Push-in Cross Connection Bar for all FRK 1.5mm ² Terminals
FQI 1.5/10	10-Pole Push-in Cross Connection Bar for all FRK 1.5mm ² Terminals

For more terminal options please check Accessories Pages



FRK2.5/2A



FSL2.5/3A

2.5MM² PRESSURE SPRING (PUSH-IN) TERMINALS

FRK2.5/2A	Single Level 2.5mm ² Push-in Spring Clamp Terminal Block
FRK2.5/2AB	Single Level 2.5mm ² Push-in Spring Clamp Terminal Block (Blue)
FRK2.5/3A	Single Level 2.5mm ² 3 Connection Push-in Spring Clamp Terminal Block
FRK2.5/3AB	Single Level 2.5mm ² 3 Connection Push-in Spring Clamp Terminal Block (Blue)
FRK2.5/4A	Single Level 2.5mm ² 4 Connection Push-in Spring Clamp Terminal Block
FRK2.5/4AB	Single Level 2.5mm ² 4 Connection Push-in Spring Clamp Terminal Block (Blue)
FSL2.5/2A	Earth 2.5mm ² Push-in Spring Clamp Terminal Block
FSL2.5/3A	Earth 2.5mm ² 3 Connection Push-in Spring Clamp Terminal Block
FSL2.5/4A	Earth 2.5mm ² 4 Connection Push-in Spring Clamp Terminal Block
FAP1.5-4/2A	End Cover for FRK2.5/2A
FAP2.5/3A	End Cover for FRK2.5/3A
FAP2.5/4A	End Cover for FRK2.5/2A
FAP1.5-4/2AB	End Cover for FRK2.5/2A (Blue)
FAP2.5/3AB	End Cover for FRK2.5/3A (Blue)
FAP2.5/4AB	End Cover for FRK2.5/4A (Blue)
FAP1.5-4/2AG	End Cover for FSL2.5/2A (Green)
FAP2.5/3AG	End Cover for FSL2.5/3A (Green)
FAP2.5/4AG	End Cover for FSL2.5/4A (Green)



FRK2.5/4A



FQI2.5 installed


FQI 2.5/2	2-Pole Push-in Cross Connection Bar for all FRK 2.5mm ² Terminals
FQI 2.5/3	3-Pole Push-in Cross Connection Bar for all FRK 2.5mm ² Terminals
FQI 2.5/4	3-Pole Push-in Cross Connection Bar for all FRK 2.5mm ² Terminals
FQI 2.5/5	5-Pole Push-in Cross Connection Bar for all FRK 2.5mm ² Terminals
FQI 2.5/6	6-Pole Push-in Cross Connection Bar for all FRK 2.5mm ² Terminals
FQI 2.5/7	7-Pole Push-in Cross Connection Bar for all FRK 2.5mm ² Terminals
FQI 2.5/8	8-Pole Push-in Cross Connection Bar for all FRK 2.5mm ² Terminals
FQI 2.5/9	9-Pole Push-in Cross Connection Bar for all FRK 2.5mm ² Terminals
FQI 2.5/10	10-Pole Push-in Cross Connection Bar for all FRK 2.5mm ² Terminals

For more terminal options please check Accessories Pages

PUSH-IN TERMINALS - 4 MM²



FRK4/2A



FSL4/3A



FRK4/4A



FQI4 installed

4MM² PRESSURE SPRING (PUSH-IN) TERMINALS

FRK4/2A	Single Level 4mm ² , Push-in Spring Clamp Terminal Block
FRK4/2AB	Single Level 4mm ² , Push-in Spring Clamp Terminal Block (Blue)
FRK4/3A	Single Level 4mm ² , 3 Connection Push-in Spring Clamp Terminal Block
FRK4/3AB	Single Level 4mm ² , 3 Connection Push-in Spring Clamp Terminal Block (Blue)
FRK4/4A	Single Level 4mm ² , 4 Connection Push-in Spring Clamp Terminal Block
FRK4/4AB	Single Level 4mm ² , 4 Connection Push-in Spring Clamp Terminal Block (Blue)
FSL4/2A	Earth 4mm ² , Push-in Spring Clamp Terminal Block
FSL4/3A	Earth 4mm ² , 3 Connection Push-in Spring Clamp Terminal Block
FSL4/4A	Earth 4mm ² , 4 Connection Push-in Spring Clamp Terminal Block
FAP1.5-4/2A	End Cover for FRK4/2A
FAP4/3A	End Cover for FRK4/3A
FAP4/4A	End Cover for FRK4/4A
FAP1.5-4/2AB	End Cover for FRK4/2A (Blue)
FAP4/3AB	End Cover for FRK4/3A (Blue)
FAP4/4AB	End Cover for FRK4/4A (Blue)
FAP1.5-4/2AG	End Cover for FSL4/2A (Green)
FAP4/3AG	End Cover for FSL4.5/3A (Green)
FAP4/4AG	End Cover for FSL4/4A (Green)
FQI 4/2	2-Pole Push-in Cross Connection Bar for all FRK 4mm ² Terminals
FQI 4/3	3-Pole Push-in Cross Connection Bar for all FRK 4mm ² Terminals
FQI 4/4	3-Pole Push-in Cross Connection Bar for all FRK 4mm ² Terminals
FQI 4/5	5-Pole Push-in Cross Connection Bar for all FRK 4mm ² Terminals
FQI 4/6	6-Pole Push-in Cross Connection Bar for all FRK 4mm ² Terminals
FQI 4/7	7-Pole Push-in Cross Connection Bar for all FRK 4mm ² Terminals
FQI 4/8	8-Pole Push-in Cross Connection Bar for all FRK 4mm ² Terminals
FQI 4/9	9-Pole Push-in Cross Connection Bar for all FRK 4mm ² Terminals
FQI 4/10	10-Pole Push-in Cross Connection Bar for all FRK 4mm ² Terminals

For more terminal options please check Accessories Pages

PUSH-IN TERMINALS - DUAL / THREE LEVEL



FRKD2.5



FQI2.5/3 installed

DUAL LEVEL 2.5MM² PRESSURE SPRING (PUSH-IN) TERMINALS

FRKD2.5	Dual Level 2.5mm² Push-in Terminal
FRKD2.5SV	Dual Level 2.5mm² Push-in Terminal - Link between Upper & Lower Terminal
FSLD2.5	Earth Dual Level 2.5mm² Push-in Terminal
FAPD2.5	End Cover for FRKD2.5
FAPD2.5G	End Cover for FSLD2.5 (Green)
ZES35	End Stop for Small Profile Spring Clamp Terminal Range
FQI 2.5/2	2-Pole Push-in Cross Connection Bar for all FRK 2.5mm² Terminals
FQI 2.5/3	3-Pole Push-in Cross Connection Bar for all FRK 2.5mm² Terminals
FQI 2.5/4	3-Pole Push-in Cross Connection Bar for all FRK 2.5mm² Terminals
FQI 2.5/5	5-Pole Push-in Cross Connection Bar for all FRK 2.5mm² Terminals
FQI 2.5/6	6-Pole Push-in Cross Connection Bar for all FRK 2.5mm² Terminals
FQI 2.5/7	7-Pole Push-in Cross Connection Bar for all FRK 2.5mm² Terminals
FQI 2.5/8	8-Pole Push-in Cross Connection Bar for all FRK 2.5mm² Terminals
FQI 2.5/9	9-Pole Push-in Cross Connection Bar for all FRK 2.5mm² Terminals
FQI 2.5/10	10-Pole Push-in Cross Connection Bar for all FRK 2.5mm² Terminals
ZVQI2.5	Z Series Vertical Link

[For more terminal options please check Accessories Pages](#)



FDLIS2.5-4N/L/PE



FQI2.5/2

THREE LEVEL 4MM² PRESSURE SPRING (PUSH-IN) TERMINALS

FDLIS2.5-4N/L/PE	Three Level 4mm² Push-in Terminal - L, N & Earth
FDLIS2.5-4L/L/PE	Three Level 4mm² Push-in Terminal - L, L & Earth
FDLIS2.5-4L/L	Three Level 4mm² Push-in Terminal - L & L
FAP4/S	End Cover for FLDIS Series
ZES35	End Stop for Small Profile Spring Clamp Terminal Range
FQI 2.5-4/2	2-Pole Push-in Cross Connection Bar for FDLIS Series 4mm² Terminals
FQI 2.5-4/3	3-Pole Push-in Cross Connection Bar for FDLIS Series 4mm² Terminals
FQI 2.5-4/4	4-Pole Push-in Cross Connection Bar for FDLIS Series 4mm² Terminals
FQI 2.5-4/5	5-Pole Push-in Cross Connection Bar for FDLIS Series 4mm² Terminals
FQI 2.5-4/6	6-Pole Push-in Cross Connection Bar for FDLIS Series 4mm² Terminals
FQI 2.5-4/7	7-Pole Push-in Cross Connection Bar for FDLIS Series 4mm² Terminals
FQI 2.5-4/8	8-Pole Push-in Cross Connection Bar for FDLIS Series 4mm² Terminals
FQI 2.5-4/9	9-Pole Push-in Cross Connection Bar for FDLIS Series 4mm² Terminals
FQI 2.5-4/10	10-Pole Push-in Cross Connection Bar for FDLIS Series 4mm² Terminals

[For more terminal options please check Accessories Pages](#)

PUSH-IN TERMINALS - FUSE TERMINALS



FSIK4/2



FQI4/2

PRESSURE SPRING (PUSH-IN) FUSE TERMINALS

FSIK4/2	4mm ² Push-in spring clamp Fuse Terminal for 5x20 fuse link
FSIK4/2/LED/12-30	4mm ² Push-in spring clamp Fuse Terminal with indication - 12-30VAC/DC
FSIK4/2/LED/30-60	4mm ² Push-in spring clamp Fuse Terminal with indication - 30-60VAC/DC
FSIK4/2/LED/110-250	4mm ² Push-in Fuse Terminal with indication - 110-250VAC/DC
FAPSI	End cover for FSIK4/2 Fuse Terminals
FQI 4/2	2-Pole Push-in Cross Connection Bar for all FRK 4mm ² Terminals
FQI 4/3	3-Pole Push-in Cross Connection Bar for all FRK 4mm ² Terminals
FQI 4/4	3-Pole Push-in Cross Connection Bar for all FRK 4mm ² Terminals
FQI 4/5	5-Pole Push-in Cross Connection Bar for all FRK 4mm ² Terminals
FQI 4/6	6-Pole Push-in Cross Connection Bar for all FRK 4mm ² Terminals
FQI 4/7	7-Pole Push-in Cross Connection Bar for all FRK 4mm ² Terminals
FQI 4/8	8-Pole Push-in Cross Connection Bar for all FRK 4mm ² Terminals
FQI 4/9	9-Pole Push-in Cross Connection Bar for all FRK 4mm ² Terminals
FQI 4/10	10-Pole Push-in Cross Connection Bar for all FRK 4mm ² Terminals



ZES35



ZES35/2

PRESSURE SPRING (PUSH-IN) TERMINAL ACCESSORIES

ZES35	Z Series Push-in End Clamp
ZES35/2	End Stop for Small Profile Spring Clamp Terminal Range
ZSchT1	Marking Carrier for ZES35
ZSchT2	Marking Carrier for ZES35
ZSchT3	Marking Carrier for ZES35
ZSchT4	Marking Carrier for ZES35
ZSchT5	Marking Carrier for ZES35
ESO	Blank Tag Insert for ZSchT1, ZSchT2, ZSchT3, ZSchT4 - 10 Tags
ES03	Blank Tag Insert for ZSchT5 - 10 Tags
STR	Protective Cover for ESO
STR3	Protective Cover for ES03

PUSH-IN CONNECTION SYSTEM (PRK SERIES) TERMINALS

TECHNICAL INFORMATION:

The terminal blocks PRK with Push-in connections feature optimisations that existing systems do not have. Despite the high contact force of the Push-in spring, the CONTA-CLIP solution enables solid wires as well as stranded wires with wire-end ferrules to be safely terminated using less insertion force. Opening the clamp to release the wire is done by using the integrated/insulated pusher, this ensures that the clamping point can be pressed and is touch safe. This gives you a noticeable time advantage during the wiring process. The extremely compact terminals ensure a high current-carrying capacity, absolute secure fit and the highest level of stability. The new feed-through and protective earth terminals are available in six cross-section ranges from 1.5 mm² to 16 mm² in 2, 3 and 4-wire connection variants. For wire cross-sections of 0.34 mm² to 25 mm² these make an optimum supplement to the proven FRK Push-in connection system with its extensive functional terminal product range of double-level, initiator, disconnect, fuse and installation terminals. All of the insulating materials used in these product lines are free of pollutants. They also comply with flammability class V-0 (self-extinguishing) according to UL 94.



1.5MM² PUSH-IN TERMINALS

PRK1.5/2AGR	Conta-Clip PRK Series Single Level 1.5mm ² Push-in Spring Clamp Terminal Block - Grey
PSL1.5/2A	Conta-Clip PRK Series Earth 1.5mm ² Terminal Block
PAP1.5/2AG	Conta-Clip PRK Series End Cover for PSL1.5/2A - Green
PAP1.5/2AGR	Conta-Clip PRK Series End Cover for PRK1.5/2AGR - Grey
PQI1.5/2R	Conta-Clip 2-Pole Cross Connection Bar for PRK1.5 Terminals
PQI1.5/3R	Conta-Clip 3-Pole Cross Connection Bar for PRK1.5 Terminals
PQI1.5/10R	Conta-Clip 10-Pole Cross Connection Bar for PRK1.5 Terminals

2.5MM² PUSH-IN TERMINALS

PRK2.5/2AB	Conta-Clip PRK Series Single Level 2.5mm ² Push-in Spring Clamp Terminal Block - Blue
PRK2.5/2AGR	Conta-Clip PRK Series Single Level 2.5mm ² Push-in Spring Clamp Terminal Block - Grey
PRK2.5/3AB	Conta-Clip PRK Series Single Level 3 Connection 2.5mm ² Push-in Spring Clamp Terminal Block - Blue
PRK2.5/3AGR	Conta-Clip PRK Series Single Level 3 Connection 2.5mm ² Push-in Spring Clamp Terminal Block - Grey
PRK2.5/4AB	Conta-Clip PRK Series Single Level 4 Connection 2.5mm ² Push-in Spring Clamp Terminal Block - Blue
PRK2.5/4AGR	Conta-Clip PRK Series Single Level 4 Connection 2.5mm ² Push-in Spring Clamp Terminal Block - Grey
PSL2.5/2A	Conta-Clip PRK Series Earth 2.5mm ² Terminal Block
PSL2.5/3A	Conta-Clip PRK Series 3 Connection Earth 2.5mm ² Terminal Block
PSL2.5/4A	Conta-Clip PRK Series 4 Connection Earth 2.5mm ² Terminal Block
PAP2.5/2AB	Conta-Clip PRK Series End Cover for PRK2.5/2AB - Blue
PAP2.5/2AG	Conta-Clip PRK Series End Cover for PSL2.5/2A - Green
PAP2.5/2AGR	Conta-Clip PRK Series End Cover for PRK2.5/2A - Grey

PUSH-IN CONNECTION SYSTEM (PRK SERIES) TERMINALS



2.5MM² PUSH-IN TERMINALS CONTINUED

PAP2.5/3AB	Conta-Clip PRK Series End Cover for PRK2.5/3AB - Blue
PAP2.5/3AG	Conta-Clip PRK Series End Cover for PSL2.5/3A - Green
PAP2.5/3AGR	Conta-Clip PRK Series End Cover for PRK2.5/3A - Grey
PAP2.5/4AB	Conta-Clip PRK Series End Cover for PRK2.5/4AB - Blue
PAP2.5/4AG	Conta-Clip PRK Series End Cover for PSL2.5/4A - Green
PAP2.5/4AGR	Conta-Clip PRK Series End Cover for PRK2.5/4A - Grey
PQI2.5/2R	Conta-Clip 2-Pole Cross Connection Bar for PRK2.5 Terminals
PQI2.5/3R	Conta-Clip 3-Pole Cross Connection Bar for PRK2.5 Terminals
PQI2.5/10R	Conta-Clip 10-Pole Cross Connection Bar for PRK2.5 Terminals
PQI2.5/20R	Conta-Clip 20-Pole Cross Connection Bar for PRK2.5 Terminals



4.0MM² PUSH-IN TERMINALS


PRK4/2AB	Conta-Clip PRK Series Single Level 4mm ² Push-in Spring Clamp Terminal Block - Blue
PRK4/2AGR	Conta-Clip PRK Series Single Level 4mm ² Push-in Spring Clamp Terminal Block - Grey
PRK4/3AB	Conta-Clip PRK Series Single Level 3 Connection 4mm ² Push-in Spring Clamp Terminal Block - Blue
PRK4/3AGR	Conta-Clip PRK Series Single Level 3 Connection 4mm ² Push-in Spring Clamp Terminal Block - Grey
PRK4/4AB	Conta-Clip PRK Series Single Level 4 Connection 4mm ² Push-in Spring Clamp Terminal Block - Blue
PRK4/4AGR	Conta-Clip PRK Series Single Level 4 Connection 4mm ² Push-in Spring Clamp Terminal Block - Grey
PSL4/2A	Conta-Clip PRK Series Earth 4mm ² Terminal Block
PSL4/3A	Conta-Clip PRK Series 3 Connection Earth 4mm ² Terminal Block
PSL4/4A	Conta-Clip PRK Series 4 Connection Earth 4mm ² Terminal Block
PAP4/2AB	Conta-Clip PRK Series End Cover for PRK4/2AB - Blue
PAP4/2AG	Conta-Clip PRK Series End Cover for PSL4/2A - Green
PAP4/2AGR	Conta-Clip PRK Series End Cover for PRK4/2A - Grey
PAP4/3AB	Conta-Clip PRK Series End Cover for PRK4/3AB - Blue
PAP4/3AG	Conta-Clip PRK Series End Cover for PSL4/3A - Green
PAP4/3GR	Conta-Clip PRK Series End Cover for PRK4/3A - Grey
PAP4/4AB	Conta-Clip PRK Series End Cover for PRK4/4AB - Blue
PAP4/4AG	Conta-Clip PRK Series End Cover for PSL4/4A - Green
PAP4/4AGR	Conta-Clip PRK Series End Cover for PRK4/4A - Grey
PQI4/2R	Conta-Clip 2-Pole Cross Connection Bar for PRK4 Terminals
PQI4/3R	Conta-Clip 3-Pole Cross Connection Bar for PRK4 Terminals
PQI4/4R	Conta-Clip 4-Pole Cross Connection Bar for PRK4 Terminals
PQI4/10R	Conta-Clip 10-Pole Cross Connection Bar for PRK4 Terminals
PQI4/20R	Conta-Clip 20-Pole Cross Connection Bar for PRK4 Terminals

PUSH-IN CONNECTION SYSTEM (PRK SERIES) TERMINALS



6.0MM² PUSH-IN TERMINALS

PRK6/2AGR	Conta-Clip PRK Series Single Level 6mm² Push-in Spring Clamp Terminal Block - Grey
PRK6/3AGR	Conta-Clip PRK Series Single Level 3 Connection 6mm² Push-in Spring Clamp Terminal Block - Grey
PRK6/4AGR	Conta-Clip PRK Series Single Level 4 Connection 6mm² Push-in Spring Clamp Terminal Block - Grey
PSL6/2A	Conta-Clip PRK Series Earth 6mm² Terminal Block
PSL6/3A	Conta-Clip PRK Series 3 Connection Earth 6mm² Terminal Block
PSL6/4A	Conta-Clip PRK Series 4 Connection Earth 6mm² Terminal Block
PAP6/2AG	Conta-Clip PRK Series End Cover for PSL6/2A - Green
PAP6/2AGR	Conta-Clip PRK Series End Cover for PRK6/2A - Grey
PAP6/3AG	Conta-Clip PRK Series End Cover for PSL6/3A - Green
PAP6/3AGR	Conta-Clip PRK Series End Cover for PRK6/3A - Grey
PAP6/4AG	Conta-Clip PRK Series End Cover for PSL6/4A - Green
PAP6/4AGR	Conta-Clip PRK Series End Cover for PRK6/4A - Grey
PQI6/2R	Conta-Clip 2-Pole Cross Connection Bar for PRK6 Terminals
PQI6/3R	Conta-Clip 3-Pole Cross Connection Bar for PRK6 Terminals
PQI6/4R	Conta-Clip 4-Pole Cross Connection Bar for PRK6 Terminals
PQI4/10R	Conta-Clip 10-Pole Cross Connection Bar for PRK6 Terminals
PQI4/20R	Conta-Clip 20-Pole Cross Connection Bar for PRK6 Terminals



10.0MM² PUSH-IN TERMINALS

PRK10/2AGR	Conta-Clip PRK Series Single Level 10mm² Push-in Spring Clamp Terminal Block - Grey
PRK10/3AGR	Conta-Clip PRK Series Single Level 3 Connection 10mm² Push-in Spring Clamp Terminal Block - Grey
PRK10/4AGR	Conta-Clip PRK Series Single Level 4 Connection 10mm² Push-in Spring Clamp Terminal Block - Grey
PSL10/2A	Conta-Clip PRK Series Earth 10mm² Terminal Block
PSL10/3A	Conta-Clip PRK Series 3 Connection Earth 10mm² Terminal Block
PSL10/4A	Conta-Clip PRK Series 4 Connection Earth 10mm² Terminal Block
PAP10/2AGR	Conta-Clip PRK Series End Cover for PRK10/2A - Grey
PAP10/3AGR	Conta-Clip PRK Series End Cover for PRK10/3A - Grey
PAP10/4AGR	Conta-Clip PRK Series End Cover for PRK10/4A - Grey
PQI10/2R	Conta-Clip 2-Pole Cross Connection Bar for PRK10 Terminals
PQI10/3R	Conta-Clip 3-Pole Cross Connection Bar for PRK10 Terminals
PQI10/4R	Conta-Clip 4-Pole Cross Connection Bar for PRK10 Terminals
PQI10/10R	Conta-Clip 10-Pole Cross Connection Bar for PRK10 Terminals
PQI10/20R	Conta-Clip 20-Pole Cross Connection Bar for PRK10 Terminals

PUSH-IN CONNECTION SYSTEM (PRK SERIES) TERMINALS



DUAL LEVEL PUSH-IN TERMINALS

PRKD2.5GR	Conta-Clip PRK Series Dual Level 2.5mm ² Push-in Spring Clamp Terminal Block
PRKD2.5/SVGR	Conta-Clip PRK Series Dual Level Vertically Connected 2.5mm ² Push in Spring Clamp Terminal Block
PSLD2.5	Conta-Clip PRK Series Earth Double Level 2.5mm ² Push-in Spring Clamp Terminal Block
PAPD2.5G	Conta-Clip PRK Series End Cover for PSLD2.5 - Green
PAPD2.5GR	Conta-Clip PRK Series End Cover for PRKD2.5 - Grey
PRKD4GR	Conta-Clip PRK Series Dual Level 4mm ² Push-in Spring Clamp Terminal Block
PSLD4	Conta-Clip PRK Series Earth Double Level 4mm ² Push-in Spring Clamp Terminal Block
PAPD4G	Conta-Clip PRK Series End Cover for PSLD4 - Green
PAPD4GR	Conta-Clip PRK Series End Cover for PRKD4 - Grey



THREE LEVEL PUSH-IN TERMINALS


PIKD2.5GR	Conta-Clip PRK Series Triple Level 2.5mm ² Push-in Spring Clamp Terminal Block
PIKD2.5/PE/L/NGR	Conta-Clip PRK Series Triple Level 2.5mm ² Push-in Spring Clamp Terminal Block - Bottom Terminal = Earth Terminal
PIKD2.5/SV/PE	Conta-Clip PRK Series Earth Triple Level 2.5mm ² Push-in Spring Clamp Terminal Block
PAPIKD2.5GR	Conta-Clip PRK Series End Cover for PIKD2.5

SRK SCREW TERMINALS

a Contact Security

The SRK Screw Terminal system uses a rising clamp design which gives this terminal the following advantages:

- Highest contact force and contact security
- Lowest Contact Resistance & Volt Drop
- Connection range of 0.08 to 240mm²
- Large product spectrum
- Compact design
- Connection of Multiple Conductors possible



c Pluggable Cross Connection

The Pluggable Cross Connection system SQJ has many advantages in the SRK Terminal System:

- For terminals 2.5 to 35mm² there are 2 connection channels
- Simple to insert and quicker to install
- Can carry full terminal rated current and voltage
- 2 to 10 and 30 Pole options for up to 10mm² terminals
- Patented End Cap SQIK with touch safe design
- Skip-over bridging possible



b Easy - Proven - Safe - Reliable

The SRK Screw Terminals are easy to use and provide a quick, safe and reliable connection for both solid and flexible conductors with or without bootlace ferrules.

- Simple and easy to use
- Can be used around the world
- A connection system that has proven itself
- Larger screw heads
- Captive terminal components
- Generous wire entry
- PE foot contact on both sides of the terminal



d Terminal Material

- Polyamide PA6.6 UL 94 V0 material
- Self extinguishing
- Robust and secure design
- Temperature from -40°C to +120°C

e Marking options

The standard terminals feature four labeling channels. They can be fitted with four SB labeling tags or two BSTR marking tags.



SRK SCREW TERMINALS



2.5MM² SCREW TERMINALS

SRK2.5/2A	Single Level 2.5mm ² Terminal Block
SRK2.5/2AB	Single Level 2.5mm ² Terminal Block - Blue
SRK2.5/24R	Single Level 2.5mm ² Terminal Block - Red
SRK2.5/24BL	Single Level 2.5mm ² Terminal Block - Black
SRK2.5/2AG	Single Level 2.5mm ² Terminal Block - Green
SRK2.5/2AO	Single Level 2.5mm ² Terminal Block - Orange
SRK2.5/2AW	Single Level 2.5mm ² Terminal Block - White
SRK2.5/2AY	Single Level 2.5mm ² Terminal Block - Yellow
SSL2.5/2A	Earth 2.5mm ² Terminal Block - TS35 DIN-Rail only
AP2.5-10	End Cover SRK2.5
AP2.5-10B	End Cover SRK2.5 - Blue
AP2.5-10BL	End Cover SRK2.5 - Black
AP2.5-10R	End Cover SRK2.5 - Red
AP2.5-10G	End Cover SRK2.5 & SSL2.5 - Green
AP2.5-10O	End Cover SRK2.5 - Orange
AP2.5-10W	End Cover SRK2.5 - White
AP2.5-10Y	End Cover SRK2.5 - Yellow
SAD1/5/B	Terminal Cover for SRK2.5 - Arrow Marking
SQI2.5/2Y	2-Pole Cross Connection Bar for SRK2.5 Terminals
SQI2.5/3Y	3-Pole Cross Connection Bar for SRK2.5 Terminals
SQI2.5/4Y	4-Pole Cross Connection Bar for SRK2.5 Terminals
SQI2.5/5Y	5-Pole Cross Connection Bar for SRK2.5 Terminals
SQI2.5/6Y	6-Pole Cross Connection Bar for SRK2.5 Terminals
SQI2.5/7Y	7-Pole Cross Connection Bar for SRK2.5 Terminals
SQI2.5/8Y	8-Pole Cross Connection Bar for SRK2.5 Terminals
SQI2.5/9Y	9-Pole Cross Connection Bar for SRK2.5 Terminals
SQI2.5/10Y	10-Pole Cross Connection Bar for SRK2.5 Terminals
SQI2.5/30Y	30-Pole Cross Connection Bar for SRK2.5 Terminals
SQIK2.5-10Y	SQI End Cap

4MM² SCREW TERMINALS



SRK4/2A	Single Level 4mm ² Terminal Block
SRK4/2AB	Single Level 4mm ² Terminal Block - Blue
SRK4/2ABL	Single Level 4mm ² Terminal Block - Black
SRK4/2AG	Single Level 4mm ² Terminal Block - Green
SRK4/2AO	Single Level 4mm ² Terminal Block - Orange
SRK4/2AR	Single Level 4mm ² Terminal Block - Red
SRK4/2AW	Single Level 4mm ² Terminal Block - White
SRK4/2AY	Single Level 4mm ² Terminal Block - Yellow
SSL4/2A	Earth 4mm ² Terminal Block - TS35 DIN-Rail only
AP2.5-10	End Cover SRK4
AP2.5-10B	End Cover SRK4 - Blue
AP2.5-10BL	End Cover SRK4 - Black
AP2.5-10G	End Cover SRK4 & SSL4 - Green
AP2.5-10O	End Cover SRK4 - Orange
AP2.5-10W	End Cover SRK4 - White
AP2.5-10Y	End Cover SRK4 - Yellow

SRK SCREW TERMINALS



4MM² SCREW TERMINALS - CONTINUED

SAD1/6/B	Terminal Cover for SRK4 - Arrow Marking
SMAG4/2.5	2.5mm² Pick Off Terminal for SRK4/2 Terminals
SQI4/2Y	2-Pole Cross Connection Bar for SRK4 Terminals
SQI4/3Y	3-Pole Cross Connection Bar for SRK4 Terminals
SQI4/4Y	4-Pole Cross Connection Bar for SRK4 Terminals
SQI4/5Y	5-Pole Cross Connection Bar for SRK4 Terminals
SQI4/6Y	6-Pole Cross Connection Bar for SRK4 Terminals
SQI4/7Y	7-Pole Cross Connection Bar for SRK4 Terminals
SQI4/8Y	8-Pole Cross Connection Bar for SRK4 Terminals
SQI4/9Y	9-Pole Cross Connection Bar for SRK4 Terminals
SQI4/10Y	10-Pole Cross Connection Bar for SRK4 Terminals
SQI4/30Y	30-Pole Cross Connection Bar for SRK4 Terminals
SQIK2.5-10Y	SQI End Cap

6MM² SCREW TERMINALS

SRK6/2A	Single Level 6mm² Terminal Block
SRK6/2AB	Single Level 6mm² Terminal Block - Blue
SRK6/2ABL	Single Level 6mm² Terminal Block - Black
SRK6/2AG	Single Level 6mm² Terminal Block - Green
SRK6/2AR	Single Level 6mm² Terminal Block - Red
SRK6/2AW	Single Level 6mm² Terminal Block - White
SSL6/2A	Earth 6mm² Terminal Block - TS35 DIN-Rail only
AP2.5-10	End Cover SRK6
AP2.5-10B	End Cover SRK6 - Blue
AP2.5-10BL	End Cover SRK4 - Black
AP2.5-10G	End Cover SRK4 & SSL4 - Green
AP2.5-10R	End Cover SRK4 - Red
AP2.5-10W	End Cover SRK4 - White
SAD1/8/B	Terminal Cover for SRK6/2A - Arrow Marking
SQI6/2Y	2-Pole Cross Connection Bar for SRK6 Terminals
SQI6/3Y	3-Pole Cross Connection Bar for SRK6 Terminals
SQI6/4Y	4-Pole Cross Connection Bar for SRK6 Terminals
SQI6/5Y	5-Pole Cross Connection Bar for SRK6 Terminals
SQI6/6Y	6-Pole Cross Connection Bar for SRK6 Terminals
SQI6/7Y	7-Pole Cross Connection Bar for SRK6 Terminals
SQI6/8Y	8-Pole Cross Connection Bar for SRK6 Terminals
SQI6/9Y	9-Pole Cross Connection Bar for SRK6 Terminals
SQI6/10Y	10-Pole Cross Connection Bar for SRK6 Terminals
SQI6/30Y	30-Pole Cross Connection Bar for SRK6 Terminals
SQIK2.5-10Y	SQI End Cap

SRK SCREW TERMINALS



10MM² SCREW TERMINALS

SRK10/2A	Single Level 10mm² Terminal Block
SRK10/2AB	Single Level 10mm² Terminal Block - Blue
SRK10/2ABL	Single Level 10mm² Terminal Block - Black
SRK10/2AG	Single Level 10mm² Terminal Block - Green
SRK10/2AR	Single Level 10mm² Terminal Block - Red
SRK10/2AW	Single Level 10mm² Terminal Block - White
SSL10/2A	Earth 10mm² Terminal Block - TS35 DIN-Rail only
AP2.5-10	End Cover SRK4
AP2.5-10B	End Cover SRK4 - Blue
AP2.5-10BL	End Cover SRK4 - Black
AP2.5-10G	End Cover SRK4 & SSL4 - Green
AP2.5-10O	End Cover SRK4 - Orange
AP2.5-10W	End Cover SRK4 - White
AP2.5-10Y	End Cover SRK4 - Yellow
SAD1/10/B	Terminal Cover for SRK10 - Arrow Marking
SQI10/2Y	2-Pole Cross Connection Bar for SRK10 Terminals
SQI10/3Y	3-Pole Cross Connection Bar for SRK10 Terminals
SQI10/10	10-Pole Cross Connection Bar for SRK10 Terminals
SQI10/30	30-Pole Cross Connection Bar for SRK10 Terminals
SQIK2.5-10Y	SQI End Cap



16MM² SCREW TERMINALS

SRK16/2A	Single Level 16mm² Terminal Block
SRK16/2AB	Single Level 16mm² Terminal Block - Blue
SRK16/2AG	Single Level 16mm² Terminal Block - Green
SSL16/2A	Earth 16mm² Terminal Block - TS35 DIN-Rail only
SAP16/2A	End Cover For SRK16
SAP16/2AB	End Cover For SRK16 - Blue
SAP16/2AG	End Cover For SRK16 & SSL16 Earth Terminal - Green
SAD1/12/B	Terminal Cover for SRK16 - Arrow Marking
SQI16/2	2-Pole Cross Connection Bar for SRK16 Terminals



35MM² SCREW TERMINALS

SRK35/2A	Single Level 35mm² Terminal Block
SRK35/2AB	Single Level 35mm² Terminal Block - Blue
SRK35/2AG	Single Level 35mm² Terminal Block - Green
SSL35/2A	Earth 35mm² Terminal Block - TS35 DIN-Rail only
SQI35/2	2-Pole Cross Connection Bar for SRK35 Terminals

SRK SCREW TERMINALS



DOUBLE LEVEL TERMINALS

SRKD2.5	Dual Level 2.5mm ² Terminal Block
SRKD4	Dual Level 4mm ² Terminal Block
SAPD2.5-4	End Cover for SRKD2.5 & SRKD4 Terminals



FUSE TERMINALS


SSIK4/2A	4mm ² Fuse Terminal 500V/10 Amp - 5x20, 5x25 and 5x30mm Fuses
SSIK6/2A	4mm ² Fuse Terminal 500V/10 Amp - for 6.3x25 and 6.3x32mm Fuses
SAPSSIK4/6	End Plate for SSIK4/2 & SSIK6/2 Fuse Terminals
SST/SSIK/LED/12-30V	SSIK4/2A & SSIK6/2A Fuse Status Indicator - 12-30VAC/DC
SST/SSIK/LED/30-60V	SSIK4/2A & SSIK6/2A Fuse Status Indicator - 30-60VAC/DC
SST/SSIK/LED/110-250V	SSIK4/2A & SSIK6/2A Fuse Status Indicator - 110-250VAC/DC
SST/SSIK/LED/500V	SSIK4/2A & SSIK6/2A Fuse Status Indicator - 500VAC/DC
SMAG4/2.5	2.5mm ² Pick Off Terminal SSIK4/2 & SSIK6/2 Terminals
SQI4/2Y	2-Pole Cross Connection Bar for SRK4 Terminals
SQI4/3Y	3-Pole Cross Connection Bar for SRK4 Terminals
SQI4/4Y	4-Pole Cross Connection Bar for SRK4 Terminals
SQI4/5Y	5-Pole Cross Connection Bar for SRK4 Terminals
SQI4/6Y	6-Pole Cross Connection Bar for SRK4 Terminals
SQI4/7Y	7-Pole Cross Connection Bar for SRK4 Terminals
SQI4/8Y	8-Pole Cross Connection Bar for SRK4 Terminals
SQI4/9Y	9-Pole Cross Connection Bar for SRK4 Terminals
SQI4/10Y	10-Pole Cross Connection Bar for SRK4 Terminals
SQI4/30Y	30-Pole Cross Connection Bar for SRK4 Terminals
SQIK2.5-10Y	SQI End Cap



ACCESSORIES

SES35	Screwless End Stop TS35 Rail
SHES35	Heavy Duty Plastic Coated Metal DIN-Rail End Clamp

TERMINAL MARKING SOLUTIONS - PRINTED TO ORDER



MCBSTR6/120P installed

TERMINAL MARKING SOLUTIONS

MCSB4/200P	Terminal Marker - 4 mm wide - Maxicard of 200 Markers (4946.7)
MCSB5/200P	Terminal Marker - 5 mm wide - Maxicard of 200 Markers (3300.7)
MCSB6/200P	Terminal Marker - 6 mm wide - Maxicard of 200 Markers (3301.7)
MCSB8/160P	Terminal Marker - 8 x 8 mm - Maxicard of 160 Markers (3328.7)
MCBSTR5/144P	Terminal Marker - 5 x 10 mm - Maxicard of 144 Markers (3309.7)
MCBSTR5/144MIP	Terminal Marker - 5 x 10 mm - Maxicard of 144 Markers (3310.7)
MCBSTR5x12/144P	Terminal Marker - 5 x 12 mm - Maxicard of 144 Markers (3380.7)
MCBSTR6/120P	Terminal Marker - 6 x 12 mm - Maxicard of 120 Markers (3314.7)
MCBSTR8x12P	Terminal Marker - 8 x 12 mm - Maxicard of 84 Markers (9406.7)
MCBSTR10x12/40P	Terminal Marker - 10 x 12 mm - Maxicard of 40 Markers (9408.7)



SchT4 fitted with Markers



SchT7 installed



SchT9 installed



GT2 with Accessories

MARKER HOLDERS FOR TERMINALS & END STOPS - PRINTED TO ORDER

SchT3/AS3/10	AS3/10 Terminal Marker Carrier - 3 Numbers
SchT4/AS3/10	AS3/10 Terminal Marker Carrier - 3 Numbers
SchT5/AS3/10	AS3/10 Terminal Marker Carrier - 3 Numbers
SchT6/AS3/10	AS3/10 Terminal Marker Carrier - 3 Numbers
SchT7	Terminal Marker Carrier with Short Joint
SchT7L	Terminal Marker Carrier with Long Joint
ESO1	Blank Tag Insert for SchT7 & SchT7L - Strip of 10
STR	Protective Strip for ESO
SchT2	Terminal Marker Carrier to be used with ES../K/ST
ESO2	Blank Tag Insert for SchT2 - Strip of 10
STR2	Protective Strip for ESO2
SchT9P	Group Marker for ES35/2/K & ES35/K/ST end stop - 8mm wide - Printed
SchT10P	Group Marker for ES35/K/ST - Printed
ZSchT1	Marking Carrier for ZES35
ZSchT3	Marking Carrier for ZES35
ZSchT4	Marking Carrier for ZES35
ZSchT5	Marking Carrier for ZES35
ESO1	Blank Tag Insert for ZSchT1, ZSchT2, ZSchT3, ZSchT4 - 10 Tags
ESO3	Blank Tag Insert for ZSchT5 - 10 Tags
STR	Protective Cover for ESO
STR3	Protective Cover for ESO3
ZSchT6P	Group Marker for ZES35 end stop - Printed
GT1	Group Marker Holder - 9.5mm wide
ESO-GT1	Complete sheet of 140 blank insert for GT1 Holder
STR-GT1	Protective cover for ESO-GT1
GT2	Group Marker Holder 19.5mm wide
ESO-GT2	Complete sheet of 60 blank insert for GT2 Holder
STR-GT2	Protective cover for ESO-GT2

SchT9P & SchT10P & ZschT6P are printed to order - please submit with Excel Spreadsheet

CABLE MARKING - PRINTED TO ORDER



MCESS range installed



MCESS range with sleeve



PRINTED CABLE MARKING SOLUTIONS - SLEEVE INSERT TYPE

MCESS12/64WP	Insertable Tags - 12mm long - Maxicard of 64 Tags - White (3316.7)
MCESS12/64YP	Insertable Tags - 12mm long - Maxicard of 64 Tags - Yellow (3316.8)
MCESS15/80WP	Insertable Tags - 15mm long - Maxicard of 80 Tags - White (3317.7)
MCESS15/80YP	Insertable Tags - 15mm long - Maxicard of 80 Tags - Yellow (3317.8)
MCESS18/64WP	Insertable Tags - 18mm long - Maxicard of 64 Tags - White (3318.7)
MCESS18/64YP	Insertable Tags - 18mm long - Maxicard of 64 Tags - Yellow (3318.8)
MCESS20/80WP	Insertable Tags - 20mm long - Maxicard of 80 Tags - White (3319.7)
MCESS20/80YP	Insertable Tags - 20mm long - Maxicard of 80 Tags - Yellow (3319.8)
MCESS30/60WP	Insertable Tags - 30mm long - Maxicard of 60 Tags - White (3354.7)
MCESS30/60YP	Insertable Tags - 30mm long - Maxicard of 60 Tags - Yellow (3354.8)

All Maxicard products are printed to order - please submit with Excel Spreadsheet

PRINTED CLIP-ON CABLE MARKING

MCKMC0/4x12WP	12mm long – for Cable O/D of 0.9 - 2.6mm - Maxicard 40 Tags - White
MCKMC0/4x21WP	21mm long – for Cable O/D of 0.9 - 2.6mm - Maxicard 40 Tags - White
MCKMC0/4x30WP	30mm long – for Cable O/D of 0.9 - 2.6mm - Maxicard 30 Tags - White
MCKMC1/4x12WP	12mm long – for Cable O/D of 2.0 - 3.0mm - Maxicard 40 Tags - White

All Maxicard products are printed to order - please submit with Excel Spreadsheet

CABLE MARKING SLEEVES



KH and KHE installed



MCESS range with sleeve



KH and KHE installed



MCESS range with sleeve


CABLE MARKING SOLUTIONS - SLEEVES

KH02/12	Cable Marker Sleeve - 12mm long - for cable O/D 1.3-3.0mm - pkt of 200 (4900.0)
KH02/15	Cable Marker Sleeve - 15mm long - for cable O/D 1.3-3.0mm - pkt of 200 (4901.0)
KH02/18	Cable Marker Sleeve - 18mm long - for cable O/D 1.3-3.0mm - pkt of 200 (4902.0)
KH02/21	Cable Marker Sleeve - 21mm long - for cable O/D 1.3-3.0mm - pkt of 200 (4903.0)
KH02/30	Cable Marker Sleeve - 30mm long - for cable O/D 1.3-3.0mm - pkt of 200 (9390.0)
KH10/12	Cable Marker Sleeve - 12mm long - for cable O/D 2.5-5.0mm - pkt of 200 (4904.0)
KH10/15	Cable Marker Sleeve - 15mm long - for cable O/D 2.5-5.0mm - pkt of 200 (4905.0)
KH10/18	Cable Marker Sleeve - 18mm long - for cable O/D 2.5-5.0mm - pkt of 200 (4906.0)
KH10/21	Cable Marker Sleeve - 21mm long - for cable O/D 2.5-5.0mm - pkt of 200 (4907.0)
KH10/30	Cable Marker Sleeve - 30mm long - for cable O/D 2.5-5.0mm - pkt of 200 (9391.0)
KH20/12	Cable Marker Sleeve - 12mm long - for cable O/D 4.0-10.0mm - pkt of 100 (4908.0)
KH20/15	Cable Marker Sleeve - 15mm long - for cable O/D 4.0-10.0mm - pkt of 100 (4909.0)
KH20/18	Cable Marker Sleeve - 18mm long - for cable O/D 4.0-10.0mm - pkt of 100 (4910.0)
KH20/21	Cable Marker Sleeve - 21mm long - for cable O/D 4.0-10.0mm - pkt of 100 (4911.0)
KH20/30	Cable Marker Sleeve - 30mm long - for cable O/D 4.0-10.0mm - pkt of 100 (9392.0)
KH30/12	Cable Marker Sleeve - 12mm long - for cable O/D 8.0-16.0mm - pkt of 50 (4912.0)
KH30/15	Cable Marker Sleeve - 15mm long - for cable O/D 8.0-16.0mm - pkt of 50 (4913.0)
KH30/18	Cable Marker Sleeve - 18mm long - for cable O/D 8.0-16.0mm - pkt of 50 (4914.0)
KH30/21	Cable Marker Sleeve - 21mm long - for cable O/D 8.0-16.0mm - pkt of 50 (4915.0)
KH30/30	Cable Marker Sleeve - 30mm long - for cable O/D 8.0-16.0mm - pkt of 50 (9393.0)

CABLE MARKING SOLUTIONS - BULK PACK SLEEVES

KHE0.5/12	Cable Marker Sleeve - 12mm long - for cable O/D 0.3-2.2mm - pkt of 2000 (9360.0)
KHE0.5/15	Cable Marker Sleeve - 15mm long - for cable O/D 0.3-2.2mm - pkt of 2000 (9361.0)
KHE0.5/18	Cable Marker Sleeve - 18mm long - for cable O/D 0.3-2.2mm - pkt of 1000 (9362.0)
KHE0.5/21	Cable Marker Sleeve - 21mm long - for cable O/D 0.3-2.2mm - pkt of 1000 (9363.0)
KHE0.5/30	Cable Marker Sleeve - 30mm long - for cable O/D 0.3-2.2mm - pkt of 500 (9364.0)
KHE2.5/12	Cable Marker Sleeve - 12mm long - for cable O/D 2.0-3.7mm - pkt of 1000 (9365.0)
KHE2.5/15	Cable Marker Sleeve - 15mm long - for cable O/D 2.0-3.7mm - pkt of 1000 (9366.0)
KHE2.5/18	Cable Marker Sleeve - 18mm long - for cable O/D 2.0-3.7mm - pkt of 1000 (9367.0)
KHE2.5/21	Cable Marker Sleeve - 21mm long - for cable O/D 2.0-3.7mm - pkt of 3000 (9368.0)
KHE2.5/30	Cable Marker Sleeve - 30mm long - for cable O/D 2.0-3.7mm - pkt of 1000 (9369.0)
KHE4.0/12	Cable Marker Sleeve - 12mm long - for cable O/D 3.5-4.3mm - pkt of 1000 (9370.0)
KHE4.0/15	Cable Marker Sleeve - 15mm long - for cable O/D 3.5-4.3mm - pkt of 1000 (9371.0)
KHE4.0/18	Cable Marker Sleeve - 18mm long - for cable O/D 3.5-4.3mm - pkt of 2000 (9372.0)
KHE4.0/21	Cable Marker Sleeve - 21mm long - for cable O/D 3.5-4.3mm - pkt of 2000 (9373.0)
KHE4.0/30	Cable Marker Sleeve - 30mm long - for cable O/D 3.5-4.3mm - pkt of 1000 (9374.0)
KHE10.0/15	Cable Marker Sleeve - 15mm long - for cable O/D 4.3-6.3mm - pkt of 500 (9376.0)
KHE25.0/15	Cable Marker Sleeve - 15mm long - for cable O/D 6.0-10.0mm - pkt of 500 (9381.0)
KHE70.0/15	Cable Marker Sleeve - 15mm long - for cable O/D 9.0-15.0mm - pkt of 250 (9386.0)

CABLE TIE MARKERS - PRINTED TO ORDER



MCKMS... range



MCKMS... range installed

PRINTED CABLE TIE MARKERS

MCKM10/23WP	Cable Tie Marker - 23mm x 10mm wide - Maxicard of 32 Tags - White (3303.7)
MCKMS10/23YP	Cable Tie Marker - 23mm x 10mm wide - Maxicard of 32 Tags - Yellow (3303.8)
MCKMS14/23WP	Cable Tie Marker - 23mm x 14mm wide - Maxicard of 32 Tags - White (3304.7)
MCKMS14/23YP	Cable Tie Marker - 23mm x 14mm wide - Maxicard of 32 Tags - Yellow (3304.8)
MCKMS15/24WP	Cable Tie Marker - 24mm x 15mm wide - Maxicard of 32 Tags - White (3302.7)
MCKMS15/24YP	Cable Tie Marker - 24mm x 15mm wide - Maxicard - 32 Tags - Yellow (3302.8)
MCKMS11/60WP	Cable Tie Marker - 60mm x 11mm wide - Maxicard of 12 Tags - White (3305.7)
MCKMS11/60YP	Cable Tie Marker - 60mm x 11mm wide - Maxicard - 12 Tags - Yellow (3305.8)

All Maxicard products are printed to order - please submit with Excel Spreadsheet

CABLE TIE MARKING SLEEVES

KSH6/33	Cable Marker Sleeve fixed with Cable Ties - for MCESS18/64 - packet of 100 (2383.0)
KSH11/33	Cable Marker Sleeve fixed with Cable Ties - for MCGS7/20 - packet of 100 (2384.0)
KSH4/30	Cable Marker Sleeve fixed with Cable Tie - for MCESS30/60 - packet of 500 (3896.0)



KSH Sleeves installed



KBH-S range

PRINTED KBH CABLE TIE MARKERS & HOLDERS

KBH-S21YP	Cable Marker Sleeve - 21mm long - Strip of 9 Markers - Yellow (2624.0) PRINTED
KBH-S36YP	Cable Marker Sleeve - 36mm long - Strip of 5 Markers - Yellow (2532.0) PRINTED
KBH-S57YP	Cable Marker Sleeve - 57mm long - Strip of 3 Markers - Yellow (2625.0) PRINTED
KBH-S84YP	Cable Marker Sleeve - 84mm long - Strip of 2 Markers - Yellow (2562.0) PRINTED
KBH-SY	Individual Number/Letter - 4mm long - Yellow - packet of 100 (2690.0 & 2691.0)
KH70	Cable Marker Sleeve Holder - 70mm long - Black - packet of 100 (2654.0)
KH110	Cable Marker Sleeve Holder - 110mm long - Black - packet of 100 (2655.0)

All KBH-S21-84 products are printed to order - please submit with Excel Spreadsheet

ADHESIVE MARKERS - PRINTED TO ORDER



MCGS... Adhesive Markers



Preparing Adhesive Marker

PRINTED ADHESIVE MARKERS

MCGS6x12/120KP	Device Marker Adhesive Fixing - 6x12mm - Maxicard of 120 Tags - White
MCGS9/17KP	Device Marker Adhesive Fixing - Maxicard of 40 Tags - White (3323.7)
MCGS7/20KWP	Device Marker Adhesive Fixing - 20x7mm - Maxicard of 40 Tags - White (3381.7)
MCGST22/22KWP	Marker Adhesive Fixing - 22x22mm - Maxicard - 16 Tags - White (3344.7)
MCGST27/12,5KWP	Marker Adhesive Fixing - 27x12.5mm - Maxicard - 16 Tags - White (3341.7)
MCGST27/18KWP	Marker Adhesive Fixing - 27x18mm - Maxicard - 16 Tags - White (3342.7)
MCGST27/27KWP	Marker Adhesive Fixing - 27x27mm - Maxicard - 12 Tags - White (3343.7)
MCGST27/8KWP	Marker Adhesive Fixing - 27x8mm - Maxicard of 16 Tags - White (3344.7)
MCGSU17x15KP	Device Marker with Adhesive Fixing - 17mm x 15mm - Maxicard of 16 Tags - White
MCGSU27x15KP	Device Marker with Adhesive Fixing - 27mm x 15mm - Maxicard of 16 Tags - White
MCGSU49x15KP	Device Marker with Adhesive Fixing - 49mm x 15mm - Maxicard of 8 Tags - White
MCGSU60x15KP	Device Marker with Adhesive Fixing - 60mm x 15mm - Maxicard of 8 Tags - White
MCGSU60x30KP	Device Marker with Adhesive Fixing - 60mm x 30mm - Maxicard of 6 Tags - White
MCGSU85.4x54KP	Device Marker with Adhesive Fixing - 85.4mm x 54mm - Maxicard of 2 Tags - White

All Maxicard products are printed to order - please submit with Excel Spreadsheet

DEVICE MARKING SOLUTIONS



MCGS... Device Markers

PRINTED DEVICE MARKING

MCGS6x12/120RP	Device Marker - 6mm x 12mm - Maxicard of 120 Tags - White (3884.7)
MCGS8/17RP	ABB Device Marker - Maxicard of 40 Tags - White (3320.7)
MCGS8/17RtP	Schneider Device Marker - Maxicard of 40 Tags - White (3321.7)
MCGS7/20RP	Siemens Device Marker - Maxicard of 40 Tags - White (3329.7)

All MCGS products are printed to order - please submit with [Excel Spreadsheet](#)



MCGST... Device Markers

PRINTED 22MM MARKERS & HOLDERS

MCGST27/12,5RSP	Label Holder Device Marker - 27x12.5mm - Maxicard -16 Tags - Silver (3336.0)
MCGST27/12,5RWP	Label Holder Device Marker - 27x12.5mm - Maxicard -16 Tags - White (3336.7)
MCGST27/18RSP	Label Holder Device Marker - 27x18mm - Maxicard of 16 Tags - Silver (3337.0)
MCGST27/18RWP	Label Holder Device Marker - 27x18mm - Maxicard of 16 Tags - White (3337.7)
MCGST27/27RSP	Label Holder Device Marker - 27x27mm - Maxicard of 12 Tags - Silver (3338.0)
MCGST27/27RWP	Label Holder Device Marker - 27x27mm - Maxicard of 12 Tags - White (3338.7)
MCGST27/8RSP	Label Holder Device Marker - 27x8mm - Maxicard of 16 Tags - Silver (3340.0)
MCGST27/8RWP	Label Holder Device Marker - 27x8mm - Maxicard of 16 Tags - White (3340.7)
GST-H27x8	Label Holder for 22 Diameter Device for MCGST 27/8
GST-H27x12.5	Label Holder for 22 Diameter Device for MCGST 27/12.5
GST-H27x18	Label Holder for 22 Diameter Device for MCGST 27/18
GST-H27x27	Label Holder for 22 Diameter Device for MCGST 27/27

All Maxicard products are printed to order - please submit with [Excel Spreadsheet](#)



PRINTED DEVICE MARKERS FOR GSU HOLDERS

MCGSU17x15RP	Device Marker - 17mm x 15mm - Maxicard of 16 Tags - White
MCGSU27x15RP	Device Marker - 27mm x 15mm - Maxicard of 16 Tags - White
MCGSU49x15RP	Device Marker - 49mm x 15mm - Maxicard of 8 Tags - White
MCGSU60x15RP	Device Marker - 60mm x 15mm - Maxicard of 8 Tags - White
MCGSU60x30RP	Device Marker - 60mm x 30mm - Maxicard of 6 Tags - White
MCGSU85.5x54RP	Device Marker - 85.4mm x 54mm - Maxicard of 2 Tags - White

All MCGSU products are printed to order - please submit with [Excel Spreadsheet](#)



STRMCGSU strips installed

GSU DEVICE MARKER HOLDERS

GSU-H17x15	Device Marker Holder for MC GSU 17x15R
GSU-H27x15	Device Marker Holder for MC GSU 27x15R
GSU-H49x15	Device Marker Holder for MC GSU 49x15R
GSU-H60x15	Device Marker Holder for MC GSU 60x15R
GSU-H60x30	Device Marker Holder for MC GSU 60x30R
GSU-H85.4x54	Device Marker Holder for MC GSU 85.4x54R
STRMCGSU17x15	Device Marker Holder Protective Strip for MC GSU 17x15R
STRMCGSU27x15	Device Marker Holder Protective Strip for MC GSU 27x15R
STRMCGSU49x15	Device Marker Holder Protective Strip for MC GSU 49x15R
STRMCGSU60x15	Device Marker Holder Protective Strip for MC GSU 60x15R
STRMCGSU60x30	Device Marker Holder Protective Strip for MC GSU 60x30R
STRMCGSU85.4x54	Device Marker Holder Protective Strip for MC GSU 85.4x54R



MCGSU... range installed

MARKING SYSTEMS

TECHNICAL INFORMATION:

CONTA-CLIP EMS-3 MARKING SYSTEM

- Marking cables, connectors and devices to provide unmistakable, clearly arranged and permanently legible identification protects against mix-ups, increases safety and reduces work levels, which in turn reduces manufacturing and maintenance costs including those caused by production down-times.
- CONTA-CLIP offer a wide variety of options for marking terminal blocks, cables, wires and devices.
- CONTA-CLIP uses the EMS-3 Plotter manufactured in Germany and still the most cost-effective way to mark products reliably.



TTPCARDMAX PRINTING SYSTEM

The TTPCardMAX printing system efficiently and quickly creates highly visible and permanent marking for terminal blocks, cables and wires, devices, ducts, input/output devices, external control panels, and many other components.

TTPCardMAX provides considerable advantages over conventional marking systems such as: versatility, clear print quality, user-friendly, and automatic or manual high-speed printing.

It requires minimal maintenance such that it is dedicated to performance, precision and reliability for maximum up-time.

Gone are the days of relying on multiple printers! The TTPCardMAX printing system optimises your workflow's efficiency and productivity.

- **VERSATILE**
The TTPCardMAX printing system can print on many different materials; this enables simple and versatile marking of labels and tags for terminal blocks, cables, wires, devices, ducts, input/output devices and external control panels.
- **HIGH PRINT QUALITY**
The thermal transfer technology delivers consistently high-resolution printing at 300 dpi for maximum print area sizes of 80 x 500 mm covering and exceeding most popular label formats.
- **HIGH PRINTING SPEED**
The automatic in-feed of marker cards enables printing of up to 5,500 markers per hour at print speeds of up to 60mm/s.




Contact us for more information.

EMS-3 SYSTEM - TERMINAL & MARKING



MCBSTR6/120



MCBSTR6/120P installed



SchT9 installed



EMS-3 Plotter



PPE plotter pen

UNPRINTED TERMINAL MARKING

MCSB4/200	Terminal Marker - 4mm wide - Maxicard of 200 Markers (4946.7)
MCSB5/200	Terminal Marker - 5mm wide - Maxicard of 200 Markers (3300.7)
MCSB6/200	Terminal Marker - 6mm wide - Maxicard of 200 Markers (3301.7)
MCSB8/160	Terminal Marker - 5x8mm - Maxicard of 160 Markers (3328.7)
MCBSTR5/144	Terminal Marker - 5x10mm wide - Maxicard of 144 Markers (3309.7)
MCBSTR5/144MI	Terminal Marker - 5x10mm wide - Maxicard of 144 Markers (3310.7)
MCBSTR5x12/144	Terminal Marker - 5x12mm - Maxicard of 144 Markers (3380.7)
MCBSTR6/120	Terminal Marker - 6x12 mm wide - Maxicard of 120 Markers (3314.7)
MCBSTR8x12/84	Terminal Marker - 8x12mm - Maxicard of 84 Markers (9406.7)
MCBSTR10x12/40	Terminal Marker - 10x12mm - Maxicard of 40 Markers (9408.7)

UNPRINTED GROUP MARKERS


ZSchT6	Group Markers for ZES35 end stop
SchT9	Group Marker for ES35/2/K & ES35/K/ST end stop - 8mm wide
SchT10	Group Marker for ES35/K/ST end stop - 9.5mm wide
SchT12	Group Marker Carrier for AS3/10G (...)

CONTA-CLIP EMS-3 MARKING SYSTEM

EMS-3 Set	Plotter set includes Plotter, 1 x CCI-10 Maxicard Inlay, 1 x PPE0.35 pen
CCI-10	Maxicard Inlay suitable for all Maxicard products
EMS-3 Service Kit	Kit includes primer plates & ink well inserts
PPE0.25ED*	Plotter pen - Black disposable - suitable for PA Markers - Slowdrying - 0.25mm
PPE0.35ED*	Plotter pen - Black disposable - suitable for PA Markers - Slowdrying - 0.35mm
PPE0.5ED*	Plotter pen - Black disposable - suitable for PA Markers - Slowdrying - 0.5mm

* Recommended for normal use

EMS-3 SYSTEM - CABLE MARKING



MCESS15/80 range



MCESS range installed



MCESS range with sleeve

UNPRINTED CABLE MARKING SOLUTIONS - SLEEVE INSERT TYPE

MCESS12/64	Insertable Tags - 12mm long - Maxicard of 64 Tags - White (3316.7)
MCESS12/64B	Insertable Tags - 12mm long - Maxicard of 64 Tags - Blue (3316.5)
MCESS12/64R	Insertable Tags - 12mm long - Maxicard of 64 Tags - Red (3316.9)
MCESS12/64Y	Insertable Tags - 12mm long - Maxicard of 64 Tags - Yellow (3316.8)
MCESS12/64G	Insertable Tags - 12mm long - Maxicard of 64 Tags - Green (3316.1)
MCESS12/64O	Insertable Tags - 12mm long - Maxicard of 64 Tags - Orange (3316.3)
MCESS15/80	Insertable Tags - 15mm long - Maxicard of 80 Tags - White (3317.7)
MCESS15/80B	Insertable Tags - 15mm long - Maxicard of 80 Tags - Blue (3317.5)
MCESS15/80R	Insertable Tags - 15mm long - Maxicard of 80 Tags - Red (3317.9)
MCESS15/80Y	Insertable Tags - 15mm long - Maxicard of 80 Tags - Yellow (3317.8)
MCESS15/80G	Insertable Tags - 15mm long - Maxicard of 80 Tags - Green (3317.1)
MCESS15/80O	Insertable Tags - 15mm long - Maxicard of 80 Tags - Orange (3317.3)
MCESS18/64	Insertable Tags - 18mm long - Maxicard of 64 Tags - White (3318.7)
MCESS18/64B	Insertable Tags - 18mm long - Maxicard of 64 Tags - Blue (3318.5)
MCESS18/64R	Insertable Tags - 18mm long - Maxicard of 64 Tags - Red (3318.9)
MCESS18/64Y	Insertable Tags - 18mm long - Maxicard of 64 Tags - Yellow (3318.8)
MCESS18/64G	Insertable Tags - 18mm long - Maxicard of 64 Tags - Green (3318.1)
MCESS18/64O	Insertable Tags - 18mm long - Maxicard of 64 Tags - Orange (3318.3)
MCESS20/80	Insertable Tags - 20mm long - Maxicard of 80 Tags - White (3319.7)
MCESS20/80B	Insertable Tags - 20mm long - Maxicard of 80 Tags - Blue (3319.5)
MCESS20/80R	Insertable Tags - 20mm long - Maxicard of 80 Tags - Red (3319.9)
MCESS20/80Y	Insertable Tags - 20mm long - Maxicard of 80 Tags - Yellow (3319.8)
MCESS20/80G	Insertable Tags - 20mm long - Maxicard of 80 Tags - Green (3319.1)
MCESS20/80O	Insertable Tags - 20mm long - Maxicard of 80 Tags - Orange (3319.3)
MCESS30/60W	Insertable Tags - 30mm long - Maxicard of 60 Tags - White (3354.7)
MCESS30/60B	Insertable Tags - 30mm long - Maxicard of 60 Tags - Blue (3354.5)
MCESS30/60R	Insertable Tags - 30mm long - Maxicard of 60 Tags - Red (3354.9)
MCESS30/60Y	Insertable Tags - 30mm long - Maxicard of 60 Tags - Yellow (3354.8)
MCESS30/60G	Insertable Tags - 30mm long - Maxicard of 60 Tags - Green (3354.1)
MCESS30/60O	Insertable Tags - 30mm long - Maxicard of 60 Tags - Orange (3354.3)


Sleeves for the above inserts are located on pages 73 & 150

UNPRINTED CABLE MARKING SOLUTIONS - CLIP-ON TYPE

MCKMC0/4x12W	Clip-on - 12mm long - Cable O/D of 0.9-2.6mm - Maxicard of 40 Tags - White
MCKMC0/4x21W	Clip-on - 21mm long - Cable O/D of 0.9-2.6mm - Maxicard of 40 Tags - White
MCKMC0/4x30W	Clip-on - 30mm long - Cable O/D of 0.9-2.6mm - Maxicard of 30 Tags - White
MCKMC1/4x12W	Clip-on - 12mm long - Cable O/D of 2.0-3.0mm - Maxicard of 40 Tags - White



EMS-3 SYSTEM - CABLE TIE & ADHESIVE MARKERS



MCKMS... range



MCKMS... range installed

UNPRINTED CABLE MARKING SOLUTIONS - CABLE TIE TYPE

MCKMS10/23W	Cable Tie Marker - 23mm x 10mm wide - Maxicard of 32 Tags - White (3303.7)
MCKMS10/23Y	Cable Tie Marker - 23mm x 10mm wide - Maxicard of 32 Tags - Yellow (3303.8)
MCKMS10/23R	Cable Tie Marker - 23mm x 10mm wide - Maxicard of 32 Tags - Red (3303.9)
MCKMS10/23B	Cable Tie Marker - 23mm x 10mm wide - Maxicard of 32 Tags - Blue (3303.5)
MCKMS14/23W	Cable Tie Marker - 23mm x 14mm wide - Maxicard of 32 Tags - White (3304.7)
MCKMS14/23Y	Cable Tie Marker - 23mm x 14mm wide - Maxicard of 32 Tags - Yellow (3304.8)
MCKMS14/23R	Cable Tie Marker - 23mm x 14mm wide - Maxicard of 32 Tags - Red (3304.9)
MCKMS14/23B	Cable Tie Marker - 23mm x 14mm wide - Maxicard of 32 Tags - Blue (3304.5)
MCKMS15/24W	Cable Tie Marker - 24mm x 15mm wide - Maxicard of 32 Tags - White (3302.7)
MCKMS15/24Y	Cable Tie Marker - 24mm x 15mm wide - Maxicard - 32 Tags - Yellow (3302.8)
MCKMS15/24R	Cable Tie Marker - 24mm x 15mm wide - Maxicard of 32 Tags - Red (3302.9)
MCKMS15/24B	Cable Tie Marker - 24mm x 15mm wide - Maxicard of 32 Tags - Blue (3302.5)
MCKMS11/60W	Cable Tie Marker - 60mm x 11mm wide - Maxicard of 12 Tags - White (3305.7)
MCKMS11/60Y	Cable Tie Marker - 60mm x 11mm wide - Maxicard - 12 Tags - Yellow (3305.8)
MCKMS11/60R	Cable Tie Marker - 60mm x 11mm wide - Maxicard of 12 Tags - Red (3305.9)
MCKMS11/60B	Cable Tie Marker - 60mm x 11mm wide - Maxicard of 12 Tags - Blue (3305.5)



MCGS... Adhesive Markers



Preparing Adhesive Marker

UNPRINTED ADHESIVE MARKERS

MCGS6x12/120K	Device Marker Adhesive Fixing - 6x12mm - Maxicard of 120 Tags - White
MCGS9/17K	Device Marker with Adhesive Fixing - Maxicard of 40 Tags - White (3323.7)
MCGS7/20KW	Device Marker with Adhesive Fixing - Maxicard of 40 Tags - White (3381.7)
MCGST22/22KW	Marker Adhesive Fixing - 22x22mm - Maxicard - 16 Tags - White (3344.7)
MCGST27/12,5KW	Marker Adhesive Fixing - 27x12.5mm - Maxicard - 16 Tags - White (3341.7)
MCGST27/18KW	Marker Adhesive Fixing - 27x18mm - Maxicard - 16 Tags - White (3342.7)
MCGST27/27KW	Marker Adhesive Fixing - 27x27mm - Maxicard - 12 Tags - White (3343.7)
MCGST27/8KW	Marker Adhesive Fixing - 27x8mm - Maxicard of 16 Tags - White (3339.7)
MCGSU17x15K	Device Marker with Adhesive Fixing - 17x15mm - Maxicard of 16 Tags - White
MCGSU27x15K	Device Marker with Adhesive Fixing - 27x15mm - Maxicard of 16 Tags - White
MCGSU49x15K	Device Marker with Adhesive Fixing - 49x15mm - Maxicard of 8 Tags - White
MCGSU60x15K	Device Marker with Adhesive Fixing - 60x15mm - Maxicard of 8 Tags - White
MCGSU60x30K	Device Marker with Adhesive Fixing - 60x30mm - Maxicard of 6 Tags - White
MCGSU85.4x54K	Device Marker with Adhesive Fixing - 85.4x54mm - Maxicard of 2 Tags - White
MCGSU85.4x54KY	Device Marker with Adhesive Fixing - 85.4x54mm - Maxicard of 2 Tags - Yellow

EMS-3 SYSTEM - DEVICE MARKING



UNPRINTED DEVICE MARKING

MCGS6x12/120R	Device Marker - 6mm x 12mm - Maxicard of 120 Tags - White (3884.7)
MCGS8/17R	ABB Device Marker - Maxicard of 40 Tags - White (3320.7)
MCGS8/17Rt	Schneider/Siemens Device Marker - Maxicard of 40 Tags - White (3321.7)
MCGS7/20R	Siemens Device Marker - Maxicard of 40 Tags - White (3329.7)



MCGST... Device Markers

UNPRINTED 22MM MARKERS

MCGST27/12,5RS	Label Holder Device Marker - 27x12.5mm - Maxicard -16 Tags - Silver (3336.0)
MCGST27/12,5RW	Label Holder Device Marker - 27x12.5mm - Maxicard -16 Tags - White (3336.7)
MCGST27/18RS	Label Holder Device Marker - 27x18mm - Maxicard of 16 Tags - Silver (3337.0)
MCGST27/18RW	Label Holder Device Marker - 27x18mm - Maxicard of 16 Tags - White (3337.7)
MCGST27/27RSP	Label Holder Device Marker - 27x27mm - Maxicard of 12 Tags - Silver (3338.0)
MCGST27/27RW	Label Holder Device Marker - 27x27mm - Maxicard of 12 Tags - White (3338.7)
MCGST27/8RS	Label Holder Device Marker - 27x8mm - Maxicard of 16 Tags - Silver (3340.0)
MCGST27/8RW	Label Holder Device Marker - 27x8mm - Maxicard of 16 Tags - White (3340.7)
GST-H27x8	Label Holder for 22 Diameter Device for MCGST 27/8
GST-H27x12.5	Label Holder for 22 Diameter Device for MCGST 27/12.5
GST-H27x18	Label Holder for 22 Diameter Device for MCGST 27/18
GST-H27x27	Label Holder for 22 Diameter Device for MCGST 27/27



MCGSU49x15R

UNPRINTED DEVICE MARKERS FOR GSU HOLDERS

MCGSU17x15R	Device Marker - 17mm x 15mm - Maxicard of 16 Tags - White
MCGSU27x15R	Device Marker - 27mm x 15mm - Maxicard of 16 Tags - White
MCGSU49x15R	Device Marker - 49mm x 15mm - Maxicard of 8 Tags - White
MCGSU60x15R	Device Marker - 60mm x 15mm - Maxicard of 8 Tags - White
MCGSU60x30R	Device Marker - 60mm x 30mm - Maxicard of 6 Tags - White
MCGSU85.4x54R	Device Marker - 85.4mm x 54mm - Maxicard of 2 Tags - White

GSU DEVICE MARKER HOLDERS



STRMCGSU strips installed



MCGSU... range installed

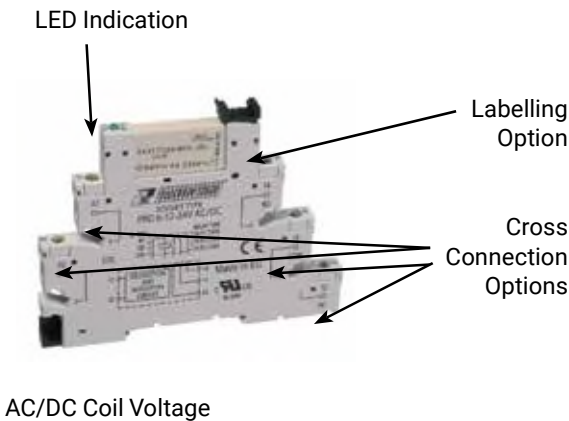
GSU-H17x15	Device Marker Holder for MC GSU 17x15R - pkt of 80
GSU-H27x15	Device Marker Holder for MC GSU 27x15R - pkt of 80
GSU-H49x15	Device Marker Holder for MC GSU 49x15R - pkt of 40
GSU-H60x15	Device Marker Holder for MC GSU 60x15R - pkt of 40
GSU-H60x30	Device Marker Holder for MC GSU 60x30R - pkt of 30
GSU-H85.4x54	Device Marker Holder for MC GSU 85.4x54R - pkt of 10
STRMCGSU17x15	Device Marker Holder Protective Strip for MC GSU 17x15R - pkt of 80
STRMCGSU27x15	Device Marker Holder Protective Strip for MC GSU 27x15R - pkt of 80
STRMCGSU49x15	Device Marker Holder Protective Strip for MC GSU 49x15R - pkt of 40
STRMCGSU60x15	Device Marker Holder Protective Strip for MC GSU 60x15R - pkt of 40
STRMCGSU60x30	Device Marker Holder Protective Strip for MC GSU 60x30R - pkt of 30
STRMCGSU85.4x54	Device Marker Holder Protective Strip for MC GSU 85.4x54R - pkt of 10

RELAYS

TECHNICAL INFORMATION:

SLIMLINE RELAYS

- Slimline relays have a compact design (6.2 & 14mm) which means these relay modules can be integrated in areas where only a narrow space is available. Giving safe galvanic separation of electrical circuits, these relays are perfect for automation equipment.
- Relay labelling is available for both single and 2-Pole models. The MCBSTR6-120P marker is suitable for the 1-Pole relays.



PRCU1/24VAC/DC

1-POLE SLIMLINE RELAYS

ZPRCU1/24VAC/DC	1-Pole Relay & Base - Spring Terminal - 24VAC/DC Coil - 6 Amp
ZPRCU1/240VAC/DC	1-Pole Relay & Base - Spring Terminal - 240VAC/DC Coil - 6 Amp
PRCU1/24VAC/DC	1-Pole Relay & Base - Spring Terminal - 24VAC/DC Coil - 6 Amp
PRCU1/240VAC/DC	1-Pole Relay & Base - Spring Terminal - 240VAC/DC Coil - 6 Amp

FILTERS, CONVERTERS & GSM-PRO CONTROLLERS



LINE FILTERS

IF-OF/0.5A	Single Phase 230V Line Filter for general use - 0.5 Amp
IF-OF/1A	Single Phase 230V Line Filter for general use - 1 Amp
IF-OF/3A	Single Phase 230V Line Filter for general use - 3 Amp
IF-OF/6A	Single Phase 230V Line Filter for general use - 6 Amp



SIGNAL CONVERTERS

CML-PT100-UI (-50/+50°C)	Signal Converter PT100 to 0/10V or 4-20mA Output
CML-PT100-UI (0/+100°C)	Signal Converter PT100 to 0/10V or 4-20mA Output
CML-PT100-UI (0/+200°C)	Signal Converter PT100 to 0/10V or 4-20mA Output
CML-PT100-UI (0/+300°C)	Signal Converter PT100 to 0/10V or 4-20mA Output
CML-PT100-UI (0/+400°C)	Signal Converter PT100 to 0/10V or 4-20mA Output
CML-UI-UI	Signal Converter 0/10V or 4-20mA to 0/10V or 4-20mA Output
CML-POT-UI	Signal Converter 1 to 20kΩ to 0/10V or 4-20mA Output



GSM-PRO CONTROLLER

Conta-Clip's GSM PRO module provides a solution for remotely monitoring and controlling processes by means of SMS signals, emails & GPRS.

Status messages are able to be sent over the GSM network if a process has reached a specified level. The digital and analogue input values can also be transmitted via SMS text message. If the values indicate a critical status, the GSM-PRO device gives the service technician the option to control the analogue and digital outputs by SMS. This enables the technician to take action immediately without being constantly on-site. The module can be used stand alone, but can also be used as a remote module in your control system. The accompanying software can be used to easily set the parameters for the inputs and outputs.

The GSM-PRO Controller can be used whenever the status of process parameters must be monitored. Several application possibilities include: Wind Power Sites, Pump and Irrigation, Poultry Farms, monitoring of remote unmanned sites and level monitoring.


GSM-PRO2E-4G-EU	GSM Controller, 10 channels, 4 outputs
GSM-Antenna-4G	GSM omnidirectional Antenna
GSM-USB-Microcable	Micro USB programming cable

CABLE SHIELD CONNECTION SYSTEM

TECHNICAL INFORMATION:

CABLE SHIELD CONNECTION

- A high degree of interference immunity is required in the field of industrial process engineering. Cable shielding is an important factor in reducing interference - the point where the cable shielding connects being critical.
- The connection should be low-ohm, and should also feature minimal inductive resistance. This must be established in a practical, simple and quick manner which Conta-Clip's SAB/SSAB cable shield connection system accomplishes.



SSAB

SHIELD CLAMPS - BUSBAR MOUNTING

SSAB 5	Shield Connector Clip 2-5mm suitable for 10x3mm Busbar
SSAB 8	Shield Connector Clip 3-8mm suitable for 10x3mm Busbar
SSAB 14	Shield Connector Clip 3-14mm suitable for 10x3mm Busbar
SSAB 20	Shield Connector Clip 3-20mm suitable for 10x3mm Busbar



SAB Series with SH1

SHIELD CLAMPS - DIRECT MOUNTING & DIN BASE

SAB8	Shield Connector 3-8mm with Direct Mounting Base
SAB13.5	Shield Connector 4-13.5mm with Direct Mounting Base
SAB20	Shield Connector 10-20mm with Direct Mounting Base
SAB32	Shield Connector 15-32mm with Direct Mounting Base
SAB8/D	Shield Connector 3-8mm with Direct Mounting Base with Fixing Screw
SAB13.5/D	Shield Connector 4-13.5mm with Direct Mounting Base with Fixing Screw
SAB20/D	Shield Connector 10-20mm with Direct Mounting Base with Fixing Screw
SAB32/D	Shield Connector 15-32mm with Direct Mounting Base & Fixing Screw
SAB8/F	Shield Connector 3-8mm with DIN-Rail Mounting Base
SAB13.5/F	Shield Connector 4-13.5mm with DIN-Rail Mounting Base
SAB20/F	Shield Connector 10-20mm with DIN-Rail Mounting Base
SAB8/MF/35	Shield Connector 3-8mm with Clip-on DIN-Rail Mounting Base
SAB13.5/MF/35	Shield Connector 4-13.5mm with Clip-on DIN-Rail Mounting Base
SAB20/MF/35	Shield Connector 10-20mm with Clip-on DIN-Rail Mounting Base
SAB32/MF/35	Shield Connector 15-32mm with Clip-on DIN-Rail Mounting Base
MF/35	Shield Connector TS35 DIN Mounting Foot
BSM4x8	Fixing Screw



SAB.../D Series



SAB.../MF/35 Series

CABLE SHIELD CONNECTION / ACCESSORIES




ZB4 range



ZB35 range

CLAMPING YOKES

ZB4	Clamping yoke suitable for 10x3mm Busbar - 0.5-4mm ² conductor
ZB4/K-GNYE	Clamping yoke for 10x3mm Busbar - 0.5-4mm ² conductor - Green/Yellow
ZB4/K-B	Clamping yoke suitable for 10x3mm Busbar - 0.5-4mm ² conductor - Blue
ZB4/K-BL	Clamping yoke suitable for 10x3mm Busbar - 0.5-4mm ² conductor - Black
ZB16	Clamping yoke suitable for 10x3mm Busbar - 0.5-16mm ² conductor
ZB16/K-GNYE	Clamping yoke for 10x3mm Busbar - 0.5-16mm ² conductor - Green/Yellow
ZB35	Clamping yoke suitable for 10x3mm Busbar - 0.5-35mm ² conductor
ZB35/K-GNYE	Clamping yoke for 10x3mm Busbar - 0.5-35mm ² conductor - Green/Yellow



BUSBAR & BUSBAR SUPPORTS

SH1	SAB System Busbar Support suitable for 10x3mm Busbar, Direct Mounted
SHSAB	SAB System Busbar Support suitable for 10x3mm Busbar, DIN-Rail Mounted
SSCH10x3CU	10x3mm Busbar, 1 meter, 100 Amp, Tinned Copper for SAB Shielding System



ALUMINIUM ENCLOSURES - PAINT FINISH

CA 75/57	Aluminium enclosure 75 x 80 x 57mm - RAL 7001 paint finish
CA 122/80	Aluminium enclosure 122 x 120 x 80mm - RAL 7001 paint finish
CA 160/90	Aluminium enclosure 160 x 160 x 90mm - RAL 7001 paint finish
CA 330/110	Aluminium enclosure 330 x 230 x 110mm - RAL 7001 paint finish
CA 360/90	Aluminium enclosure 360 x 160 x 90mm - RAL 7001 paint finish



SCREWDRIVERS

SDB 0.4x2.0	Uninsulated Screwdriver 2.0mm blade, 75mm long shaft
SDB 0.5x3.0	Uninsulated Screwdriver 3.0mm blade, 75mm long shaft
SDB 0.6x3.5	Uninsulated Screwdriver 3.5mm blade, 100mm long shaft
SDI 0.4x2.5	Insulated Screwdriver 2.5mm blade 75mm long shaft
SDI 0.6x3.5	Insulated Screwdriver 3.5mm blade, 100mm long shaft

KDS CLICK CABLE ENTRY SYSTEMS



KDS - FRAMES

KDS-SR1-4BK	KDS-Click System Frame, IP66, Black
KDS-SR6/10BK	KDS-Click System Frame, IP66, Black
KDS-SR8/16BK	KDS-Click System Frame, IP66, Black
KDS-SR10/24BK	KDS-Click System Frame, IP66, Black
KDS-IVR1-4BK	KDS-Click Inner Locking Frame for KDS-SR1-4BK
KDS-IVR6/10BK	KDS-Click Inner Locking Frame for KDS-SR6/10BK
KDS-IVR8/16BK	KDS-Click Inner Locking frame for KDS-SR8/16BK
KDS-IVR10/24BK	KDS-Click Inner Locking Frame for KDS-SR10/24BK



KDS - FP FLANGE PLATES

KDS-FP-2x10/24BK	KDS FP Flange Plate - 2 x 10/24 - IP66, Black
KDS-FP-3x10/24BK	KDS-FP Flange Plate - 3 x 10/24 - IP66, Black
KDS-FP-IVR-OG	KDS-FP Flange Inner Lock



KDS - FB FRAMES FOR FLAT CABLES

KDS-SR-FB2/A	KDS-FB System Frame, IP66, Black
KDS-SR-FB2/B	KDS-FB System Frame, IP66, Black
KDS-SR-FB4/F	KDS-FB System Frame, IP66, Black



INLAYS


KDS-INLAY-1BK	KDS-Click Internal Inlay - 1-Way
KDS-INLAY-2BK	KDS-Click Internal Inlay - 2-Way
KDS-INLAY-4BK	KDS-Click Internal Inlay - 4-Way
KDS-INLAY-6BK	KDS-Click Internal Inlay - 6-Way



EMC SHIELD CONNECTION

KDS-EMV-SAB-1-4	KDS-Click Shield Connection Rail for KDS-SR1-4 Frame
KDS-EMV-SAB-6/10	KDS-Click Shield Connection Rail for KDS-SR6/10 Frame
KDS-EMV-SAB-8/16	KDS-Click Shield Connection Rail for KDS-SR8/16 Frame
KDS-EMV-SAB-10/24	KDS-Click Shield Connection Rail for KDS-SR10/24 Frame

KDS CABLE ENTRY SYSTEMS



SEAL - SMALL BLACK

KDS-DE-1.5-2BK	KDS System Seal, TPE, 1.5-2mm cable diameter
KDS-DE-2-3BK	KDS System Seal, TPE, 2-3mm cable diameter
KDS-DE-3-4BK	KDS System Seal, TPE, 3-4mm cable diameter
KDS-DE-4-5BK	KDS System Seal, TPE, 4-5mm cable diameter
KDS-DE-5-6BK	KDS System Seal, TPE, 5-6mm cable diameter
KDS-DE-6-7BK	KDS System Seal, TPE, 6-7mm cable diameter
KDS-DE-7-8BK	KDS System Seal, TPE, 7-8mm cable diameter
KDS-DE-8-9BK	KDS System Seal, TPE, 8-9mm cable diameter
KDS-DE-9-10BK	KDS System Seal, TPE, 9-10mm cable diameter
KDS-DE-10-11BK	KDS System Seal, TPE, 10-11mm cable diameter
KDS-DE-11-12BK	KDS System Seal, TPE, 11-12mm cable diameter
KDS-DE-12-13BK	KDS System Seal, TPE, 12-13mm cable diameter
KDS-DE-13-14BK	KDS System Seal, TPE, 13-14mm cable diameter
KDS-DE-14-15BK	KDS System Seal, TPE, 14-15mm cable diameter
KDS-DE-15-16BK	KDS System Seal, TPE, 15-16mm cable diameter
KDS-DE/B	KDS System Seal, TPE, Blind



SEAL - SMALL 2 & 4 HOLE

KDS-DE-2x4-5BK	KDS System Seal, TPE, Double 4-5mm cable diameter
KDS-DE-2x5-6BK	KDS System Seal, TPE, Double 5-6mm cable diameter
KDS-DE-2x6.5BK	KDS System Seal, TPE, Double 6.5mm cable diameter
KDS-DE-2x7BK	KDS System Seal, TPE, Double 7mm cable diameter
KDS-DE-2x8BK	KDS System Seal, TPE, Double 8mm cable diameter
KDS-DE-4x2-3BK	KDS System Seal, TPE, 4 x 2-3mm cable diameter
KDS-DE-4x3-4BK	KDS System Seal, TPE, 4 x 3-4mm cable diameter
KDS-DE-4x4.5BK	KDS System Seal, TPE, 4 x 4.5mm cable diameter
KDS-DE-4x5BK	KDS System Seal, TPE, 4 x 5mm cable diameter
KDS-DE-4x6BK	KDS System Seal, TPE, 4 x 6mm cable diameter



SEAL - SMALL OTHER

KDS-DE/K2-11BK	KDS Cone Style Seal, TPE, 2-11mm cable diameter
----------------	---



SEAL - FLAT CABLE


KDS-DE-FB2/B	KDS FB Flat Cable Seal, TPE, 32.5-38mm x 5-5.5mm cable, Grey
KDS-DE-FB2/C	KDS FB Flat Cable Seal, TPE, 45-50.5mm x 6-6.5mm cable, Grey



SEAL - SMALL GREY

KDS-DE-4-5GR	KDS System Seal, TPE, 4-5mm cable diameter
KDS-DE-6-7GR	KDS System Seal, TPE, 6-7mm cable diameter
KDS-DE/B GR	KDS System Seal, TPE, Blind

KDS CABLE ENTRY SYSTEMS



SEAL - LARGE BLACK

KDS-DEG-14-15BK	KDS System Seal, TPE, 14-15mm cable diameter
KDS-DEG-15-16BK	KDS System Seal, TPE, 15-16mm cable diameter
KDS-DEG-16-17BK	KDS System Seal, TPE, 16-17mm cable diameter
KDS-DEG-17-18BK	KDS System Seal, TPE, 17-18mm cable diameter
KDS-DEG-18-19BK	KDS System Seal, TPE, 18-19mm cable diameter
KDS-DEG-19-20BK	KDS System Seal, TPE, 19-20mm cable diameter
KDS-DEG-20-21BK	KDS System Seal, TPE, 20-21mm cable diameter
KDS-DEG-21-22BK	KDS System Seal, TPE, 21-22mm cable diameter
KDS-DEG-22-23BK	KDS System Seal, TPE, 22-23mm cable diameter
KDS-DEG-23-24BK	KDS System Seal, TPE, 23-24mm cable diameter
KDS-DEG-25-26BK	KDS System Seal, TPE, 25-26mm cable diameter
KDS-DEG-27-28BK	KDS System Seal, TPE, 27-28mm cable diameter
KDS-DEG-28-29BK	KDS System Seal, TPE, 28-29mm cable diameter
KDS-DEG-29-30BK	KDS System Seal, TPE, 29-30mm cable diameter
KDS-DEG-30-31BK	KDS System Seal, TPE, 30-31mm cable diameter
KDS-DEG-32-33BK	KDS System Seal, TPE, 32-33mm cable diameter
KDS-DEG-33-34BK	KDS System Seal, TPE, 33-34mm cable diameter
KDS-DEG-34-35BK	KDS System Seal, TPE, 34-35mm cable diameter
KDS-DEG/B	KDS System Seal, Large Format TPE, Blind



SEAL - LARGE OTHER

KDS-DEG/1xASIBK	KDS System Seal, TPE, suitable for ASI cable
KDS-DEG/K7-24BK	KDS System Cone Seal, TPE, 7 to 24mm cable diameter



INSERTION TOOL

KDS-BW1	KDS System Actuating Tool
---------	---------------------------



SEPARABLE CABLE GLANDS

KDS-KV-M20BK	KDS Gland & Locknut M20 (small inserts)
KDS-KV-M50BK	KDS Gland & Locknut M50 (large inserts)

KDS CABLE ENTRY SYSTEMS



KES CABLE ENTRIES - IP66

KES14/24GR	14-Way Cable Entry - 5x3.2-6.3, 2x4-7.5, 3x5.5-10.5, 1x8-12.5, 3x12-16.2mm
KES16-1/24GR	16-Way Cable Entry - 2x3.2-6.3, 9x4-7.5, 1x5.5-10.5, 1x8-12.5, 3x12-16.2mm
KES14/24BK	14-Way Cable Entry - 5x3.2-6.3, 2x4-7.5, 3x5.5-10.5, 1x8-12.5, 3x12-16.2mm
KES16-1/24BK	16-Way Cable Entry - 2x3.2-6.3, 9x4-7.5, 1x5.5-10.5, 1x8-12.5, 3x12-16.2mm
KES20/24BK	20-Way Cable Entry - 12x3.2-6.3mm & 8x5.5-10.5mm - Black
KES32/24BK	32-Way Cable Entry - 32x3.2-6.3mm - Black
KES-R32/24GR	32-Way Cable Entry - 32x3.2-6.3mm - Grey - Snap On Mounting
KES-R32/24BK	32-Way Cable Entry - 32x3.2-6.3mm - Black - Snap On Mounting



HYGIENIC (FOOD INDUSTRY) KES CABLE ENTRIES - IP66

KES-GB14/24GR	14-Way Cable Entry - 5x3.2-6.3, 2x4-7.5, 3x5.5-10.5, 1x8-12.5, 3x12-16.2mm
KES-GB16-1/24GR	16-Way Cable Entry - 2x3.2-6.3, 9x4-7.5, 1x5.5-10.5, 1x8-12.5, 3x12-16.2mm
KES-GB20/24GR	20-Way Cable Entry - 12x3.2-6.3mm & 8x5.5-10.5mm
KES-GB32/24GR	32-Way Cable Entry - 32x3.2-6.3mm
KES-R16-1/24GR	16-Way Cable Entry - 2x3.2-6.3, 9x4-7.5, 1x5.5-10.5, 1x8-12.5, 3x12-16.2mm
KES-R32/24GR	32-Way Cable Entry - 32x3.2-6.3mm



FLEXA

FLEXA is one of the world's largest manufacturers of flexible conduit and accessories. With a high-quality product range, FLEXA have secured some of the largest projects in the world. FLEXA has products that are suitable for temperatures between -60°C up to +230°C, classified up to IP 69K, resistant to solvents, liquid-tight, or with a silicone cover. No matter which protective conduit system you require, FLEXA will certainly have a solution.

FLEXIBLE CONDUIT

ASSEMBLY INSTRUCTIONS

CUTTING OF CONDUIT: Cut the conduit between two ribs. More than one rib should not be passed while cutting the conduit. Flexa recommends the use of a cutting tool such as a knife or conduit cutter.

ASSEMBLY: Push the conduit onto the connector until it cannot snap in any more and the connector can only be turned by force. The corrugated conduit pushes the claws of the adaptor between the ribs and this ensures a precise connection.

DISCONNECTION: This is achieved by pressing the ring toward the housing of the adaptor and then simply pulling the conduit out of the adaptor.

CONDUIT RATINGS: In order to attain the IP ratings the above must be followed.



FLEXIBLE CONDUIT - PA6-LL (IP68)

Flexible corrugated conduit made from high-quality polyamide material. Temperature range of -25°C to +120°C. Air and liquid tight, resistant against acids and alkalis, highly resistant to solvents. UL & CSA Certified. Flame retardant - UV resistant - Halogen free.

Product Code	Size	O/D	Colour	Flexa Code	Supply Lengths
PA6-LL-M10	M10	10.0mm	Black	10267.202.006	50m
PA6-LL-M12	M12	13.0mm	Black	10267.202.010	50m
PA6-LL-M16	M16	15.8mm	Black	10267.202.012	50m
PA6-LL-M20	M20	21.2mm	Black	10267.202.016	50m
PA6-LL-M25	M25	28.5mm	Black	10267.232.023	50m
PA6-LL-M32	M32	34.5mm	Black	10267.232.029	25m
PA6-LL-M40	M40	42.5mm	Black	10267.232.036	25m
PA6-LL-M50	M50	54.5mm	Black	10267.232.048	25m



FLEXIBLE CONDUIT - PA6-L (IP68) - HIGH IMPACT / HEAVY DUTY

Flexible corrugated conduit made from high impact polyamide material. Temperature range of -25°C to +120°C. Air & liquid tight, resistant against acids & alkalis, highly resistant to solvents. UL & CSA certified. Flame retardant - UV resistant - Halogen free.

Product Code	Size	O/D	Colour	Flexa Code	Supply Lengths
PA6-L-M12	M12	13.0mm	Black	10261.202.010	50m
PA6-L-M16	M16	15.8mm	Black	10261.202.012	50m
PA6-L-M20	M20	21.2mm	Black	10261.202.016	50m
PA6-L-M25	M25	28.5mm	Black	10261.232.023	50m
PA6-L-M32	M32	34.5mm	Black	10261.232.029	25m
PA6-L-M40	M40	42.5mm	Black	10261.232.036	25m
PA6-L-M50	M50	54.5mm	Black	10261.232.048	25m

FLEXIBLE CONDUIT



FLEXIBLE CONDUIT - PA6 & PA6-S (IP68/IP69K) - HIGH IMPACT / HEAVY DUTY / HIGH TEMP

Flexible corrugated conduit made from high impact polyamide material. Temperature range of -40°C to +120°C (^+150°C). Air & liquid tight, resistant against acids & alkalis, highly resistant to solvents. UL & CSA certified. Flame retardant - UV resistant - Halogen free.

Product Code	Size	O/D	Colour	Flexa Code	Supply Lengths
PA6-M20	M20	21.2mm	Black	10233.202.016	50m
PA6-M25	M25	28.5mm	Black	10233.202.013	50m
PA6-M32	M32	34.5mm	Black	10233.202.029	25m
PA6-M40	M40	42.5mm	Black	10233.202.036	25m
PA6-M50	M50	54.5mm	Black	10233.202.048	25m
PA6-S-M20	M20	21.2mm	Black	10261.202.016	50m
PA6-S-M25	M25	28.5mm	Black	10261.232.023	50m



FLEXIBLE CONDUIT - PA6-D (IP68/IP69K) - HIGH IMPACT / EXTRA THICK WALL

Flexible corrugated conduit made from high-quality polyamide material. Temperature range of -40°C to +120°C (^+150°C). Air and liquid tight, resistant against acids and alkalis, highly resistant to solvents. UL & CSA Certified. Flame retardant - UV resistant - Halogen free.

Product Code	Size	O/D	Colour	Flexa Code	Supply Lengths
PA6-D-M20	M20	21.2mm	Black	10237.202.016	50m
PA6-D-M25	M25	28.5mm	Black	10237.202.023	50m



FLEXIBLE CONDUIT - PA6-HT (IP68/IP69K) - HIGH IMPACT / HIGH TEMP

Flexible corrugated conduit made from high-quality polyamide material. Temperature range of -25°C to +150°C (^+170°C). Air and liquid tight, resistant against acids and alkalis, highly resistant to solvents. UL & CSA Certified. Flame retarding - UV resistant - Halogen free.

Product Code	Size	O/D	Colour	Flexa Code	Supply Lengths
PA6-HT-M20	M20	21.2mm	Black	10254.202.016	50m
PA6-HT-M25	M25	28.5mm	Black	10254.202.023	50m



FLEXIBLE CONDUIT - PA6-MULTI (IP68/IP69K) - HIGH IMPACT / LARGE SIZE

Flexible corrugated conduit made from high-quality polyamide material. Temperature range of -40°C to +120°C (^+150°C). Air and liquid tight, resistant against acids and alkalis, highly resistant to solvents. UL & CSA Certified. Flame retardant - UV resistant - Halogen free.

Product Code	Size	O/D	Colour	Flexa Code	Supply Lengths
PA6-MULTI-80	M80	79.2mm	Black	10206.202.070	10m

FLEXIBLE CONDUIT



FLEXIBLE CONDUIT – SPR-PA (IP68) – PROTECTIVE METAL CONDUIT

Protective metal conduit, strip-wound, S profile. Cold strip Galvanised conduit with PA sheathing. Temperature range of -50°C to 120°C (^+150°C). UL & CSA Certified. Flame retardant – UV resistant.

Product Code	Size	O/D	Colour	Flexa Code	Supply Lengths
SPR-PA-M16	M16	17.0	Black	12013202013	50m
SPR-PA-M20	M20	21.0	Black	12013202017	50m
SPR-PA-M25	M25	27.0	Black	12013202022	50m
SPR-PA-M32	M32	36.0	Black	12013202029	25m

METAL FITTING – FOR SPR-PA CONDUIT (IP67)

Metal connector, safety-type, straight, metric other tread, including ferrule (brass), sealing and O-ring. Nickle-plated brass. Highly watertight and dustproof. Temperature -40°C to 125°C. UL & CSA Certified. Flame retardant – UV resistant.

Product Code	Size	Material	Flexa Code	Packet Size
US-M16	M16	Nickle-plated brass	15010328016	50
US-M20	M20	Nickle-plated brass	15010328020	50
US-M25	M25	Nickle-plated brass	15010328025	25
US-M32	M32	Nickle-plated brass	15010328032	25



STRAIGHT ADAPTORS (IP66)

Straight high-quality polyamide adaptor with screw connection and patented quick-fit conduit connection. Temperature range of -30°C to +100°C. Air & liquid tight, highly resistant against acids & solvents, resistant to oil and benzene. Impact resistant - UV resistant - Halogen free.

Product Code	Size	Colour	Flexa Code	Packet Size
RQG1-M10	M10	Black	15020.055.210	50
RQG1-M12	M12	Black	15020.055.212	50
RQG1-M16	M16	Black	15020.055.216	50
RQG1-M20	M20	Black	15020.055.220	50
RQG1-M25	M25	Black	15020.055.225	25
RQG1-M32	M32	Black	15020.055.232	25
RQG1-M40	M40	Black	15020.055.240	25
RQG1-M50	M50	Black	15020.055.250	10
RQG1-M50/63	M50/M63 Thread	Black	15020.055.263	10

FURTHER INFORMATION

Ask for your copy of the complete FlexaRailway Technology catalogue, the Flexa Testing Methods technical catalogue and the Flexa High Temperature Solutions catalogue.



FLEXIBLE CONDUIT



FLEXIBLE CONDUIT - PA6-LL (IP68)

Straight high-quality polyamide adaptor with screw connection and patented quick-fit conduit connection. Temperature range of -40°C to $+120^{\circ}\text{C}$. Air & liquid tight, highly resistant against acids & solvents, resistant to oil and benzene. Impact resistant - UV resistant - Halogen free.

Product Code	Size	Colour	Flexa Code	Packet Size
RQG-M20	M20	Black	15020.037.220	50
RQG-M25	M25	Black	15020.037.225	25



STRAIGHT ADAPTORS WITH SPECIAL THREADS (IP66)

Straight high-quality polyamide adaptor with screw connection and patented quick-fit conduit connection. Temperature range of -30°C to $+100^{\circ}\text{C}$. Air & liquid tight, highly resistant against acids & solvents, resistant to oil and benzene. Impact resistant - UV resistant - Halogen free.

Product Code	Size	Colour	Flexa Code	Packet Size
RQG1-M12/PG9	M12/PG9 Thread	Black	15020.049.209	50
RQG1-M12/M16	M12/M16 Thread	Black	15020.055.214	50
RQG1-M16/M20	M16/M20 Thread	Black	15020.055.218	50
RQG1-M16/PG11	M20/PG11 Thread	Black	15020.049.211	50
RQG1-M20/PG16	M20/PG16 Thread	Black	15020.049.216	50
RQG1-M20/M25	M20/M25 Thread	Black	15020.055.222	50
RQG1-M32/M40	M32/M40 Thread	Black	15020.055.236	25



STRAIGHT ADAPTORS METRIC WITH LOCKNUT (IP66)

Straight high-quality polyamide adaptor with screw connection and patented quick-fit conduit connection. Temperature range of -30°C to $+100^{\circ}\text{C}$. Air & liquid tight, highly resistant against acids & solvents, resistant to oil and benzene. Impact resistant - UV resistant - Halogen free.

Product Code	Size	Colour	Flexa Code	Packet Size
RQG1-M16/LN	M16	Black	with Locknut	50
RQG1-M20/LN	M20	Black	with Locknut	50
RQG1-M25/LN	M25	Black	with Locknut	25
RQG1-M32/LN	M32	Black	with Locknut	25



PRESS-IN STRAIGHT ADAPTERS (IP66)

Straight high-quality polyamide adaptor and patented quick-fit connection. Supplied with O-ring for installation without locknut with wall thickness of 1 to 2.5 mm. Temperature range of -30°C to $+100^{\circ}\text{C}$. Resistant against impact, acids, solvents, oil and UV. Halogen free.

Product Code	Size	Colour	Flexa Code	Bore Hole Ø	Packet Size
RQG1-S-M12	M12	Black	15020.082.209	14.9mm	50
RQG1-S-M16	M16	Black	15020.082.211	18.1mm	50
RQG1-S-M20	M20	Black	15020.082.216	22.0mm	50
RQG1-S-M25	M25	Black	15020.082.221	28.1mm	25
RQG1-S-M32	M32	Black	15020.082.229	36.5mm	25

FLEXIBLE CONDUIT



STRAIGHT ADAPTORS WITH METAL THREAD (IP68/IP69K)

Straight high-quality polyamide adaptor with nickel plated brass screw thread and patented quick-fit conduit connection. Temperature range of -30°C to $+100^{\circ}\text{C}$. Air & liquid tight, resistant against acids, solvents, oil and benzene. Impact resistant - UV resistant - Halogen free.

Product Code	Size	Colour	Flexa Code	Packet Size
RQ GK-M16/M20	M16 Conduit - M20 Thread	Black	15107.015.220	50
RQ GK-M20	M20	Black	15107.021.220	50
RQ GK-M25	M25	Black	15107.028.225	25
RQ GK-M32	M32	Black	15107.034.232	25
RQ GK-M32/M25	M32 Conduit - M25 Thread	Black	15107.028.232	25
RQ GK-M32/PG29	M32 Conduit - PG29 Thread	Black	15020.074.229	25
RQ GK-M40	M40	Black	15107.042.240	10
RQ GK-M50	M50	Black	15107.054.250	10
RQ GK-M63/M50	M50 Conduit - M63 Thread	Black	15107.054.263	10



STRAIGHT ADAPTORS - INTERNAL THREAD (IP68/IP69K)

Straight high-quality polyamide adaptor with internal screw connection and patented quick-fit conduit connection. Temperature range of -40°C to $+120^{\circ}\text{C}$. Air & liquid tight, highly resistant against acids & solvents, resistant to oil/benzene. Impact resistant - UV resistant - Halogen free.

Product Code	Size	Colour	Flexa Code	Packet Size
RQ G2-M20	M20	Black	15020.078.220	50
RQ G2-PG16	PG16	Black	15020.081.216	50



STRAIGHT ADAPTORS - INTERNAL METAL THREAD (IP68/IP69K)

Straight high-quality polyamide adaptor with internal metal screw connection and patented quick fit conduit connection. Temperature range of -40°C to $+120^{\circ}\text{C}$. Air & liquid tight, highly resistant against acids & solvents, resistant to oil/benzene. Impact resistant - UV resistant - Halogen free.

Product Code	Size	Colour	Flexa Code	Packet Size
RQ GK2-M10/M12	M10/M12 Thread	Black	15108.010.212	50



STRAIGHT ADAPTORS - PIPE FIXING WITH CLAMP (IP68/IP69K) - CLAMP INCLUDED

Straight high-quality polyamide adaptor for pipe fixing with clamp and patented quick fit conduit connection. Temperature range of -40°C to $+120^{\circ}\text{C}$. Air & liquid tight, highly resistant against acids & solvents, resistant to oil/benzene. Impact resistant - UV resistant - Halogen free.

Product Code	Size	Colour	Flexa Code	Packet Size
RQ GST-M20	M20	Black	15604.021.220	50
RQ GST-M25	M25	Black	15604.028.225	25

FLEXIBLE CONDUIT



ANGLE ADAPTORS - STANDARD (IP66)

Angle high-quality polyamide adaptor with screw connection and patented quick-fit conduit connection. Temperature range of -30°C to +100°C. Air & liquid tight, highly resistant against acids & solvents, resistant to oil and benzene. Impact resistant - UV resistant - Halogen free.

Product Code	Size	Colour	Flexa Code	Packet Size
RQW1-M10	M10	Black	15020.051.210	50
RQW1-M12	M12	Black	15020.051.212	50
RQW1-M16	M16	Black	15020.051.218	50
RQW1-M20	M20	Black	15020.051.222	50
RQW1-M25	M25	Black	15020.051.228	25
RQW1-M32	M32	Black	15020.051.234	10
RQW1-M40	M40	Black	15020.051.242	10
RQW1-M50	M50	Black	15020.051.254	10



ANGLE ADAPTORS - 45° & 90° (IP66)

Angle high-quality polyamide adaptor with screw connection and patented quick-fit conduit connection. Temperature range of -30°C to +100°C. Air & liquid tight, highly resistant against acids & solvents, resistant to oil and benzene. Impact resistant - UV resistant - Halogen free.

Product Code	Size	Colour	Flexa Code	Packet Size
RQB1-45-M20	M20	Black/45°	15101.021.220	50
RQB1-45-M25	M25	Black/45°	15101.028.225	25
RQB1-45-M32	M32	Black/45°	15101.034.232	10
RQB1-90-M20	M20	Black/90°	15104.021.220	50
RQB1-90-M25	M25	Black/90°	15104.028.225	25
RQB1-90-M32	M32	Black/90°	15104.034.232	10



ANGLE ADAPTORS - 45° & 90° WITH METAL THREAD (IP68)

Angle high-quality polyamide adaptor with nickel plated brass and patented quick-fit conduit connection. Temperature range of -30°C to +100°C. Air & liquid tight, highly resistant against acids & solvents, resistant to oil and benzene. Impact resistant - UV resistant - Halogen free.

Product Code	Size	Colour	Flexa Code	Packet Size
RQBK-45-M20	M20	Black/45°	15102.021.220	50
RQBK-45-M25	M25	Black/45°	15102.028.225	25
RQBK-90-M20	M20	Black/90°	15105.021.220	50
RQBK-90-M25	M25	Black/90°	15105.028.225	25
RQBK90-M32/M25	M32 Thread - M25 Conduit	Black/90°	15105.028.232	25

FLEXIBLE CONDUIT



CONDUIT CLAMPS WITH COVER

One piece conduit clamp with centre fixing hole and ribbed fixing for strain relief of conduit. Made from high-quality polyamide material. Temperature range of -30°C to 100°C . Different sizes can be joined alongside each other. UV resistant - Halogen free.

Product Code	Conduit size	Conduit O/D	Colour	Flexa Code	Packet Size
RQS-M10	M10	10.0mm	Black	15030.020.207	50
RQS-M12	M12	13.0mm	Black	15030.020.209	50
RQS-M16	M16	15.8mm	Black	15030.020.211	50
RQS-M20	M20	21.2mm	Black	15030.020.216	50
RQS-M25	M25	28.5mm	Black	15030.020.221	25
RQS-M32	M32	34.5mm	Black	15030.020.229	25
RQS-M40	M40	42.5mm	Black	15030.020.236	25
RQS-M50	M50	54.5mm	Black	15030.020.248	10



CONDUIT CLAMPS - PLAIN AND COVERS

Low cost one piece polyamide conduit clamp with centre fixing hole and ribbed fixing for strain relief of conduit. Temperature -30°C to 100°C . UV resistant - Halogen free. RQHD is the cover for RQH - supplied separately. RQHV product joins two RQH conduit clamps together.

Product Code	Conduit size	Conduit O/D	Colour	Flexa Code	Packet Size
RQH-M12	M12	13.0mm	Black	15030.025.209	50
RQH-M16	M16	15.8mm	Black	15030.025.211	50
RQH-M20	M20	21.2mm	Black	15030.025.216	50
RQH-M25	M25	28.5mm	Black	15030.025.221	25
RQH-M32	M32	34.5mm	Black	15030.025.229	25
RQH-M40	M40	42.5mm	Black	15030.025.236	25
RQHD-M12	M12	Cover	Black	15030.026.209	50
RQHD-M16	M16	Cover	Black	15030.026.211	50
RQHD-M20	M20	Cover	Black	15030.026.216	50
RQHD-M25	M25	Cover	Black	15030.026.221	25
RQHD-M32	M32	Cover	Black	15030.026.229	25
RQHD-M40	M40	Cover	Black	15030.026.236	25
RQHV	Joiner	—	Black	15030.027.201	100



FLEXA CATALOGUE

Ask for your copy of the complete Flexa Flexible Conduit catalogue

FLEXIBLE CONDUIT



LOCKNUT - METRIC HIGH-QUALITY PA

Locknut for screw connections made from high-quality polyamide material. Temperature range of polyamide is -30°C to +100°C. UV resistant - Halogen free.

Product Code	Size	Material	Colour	Flexa Code	Packet Size
GMK-M10	M10	Polyamide	Black	10309.000.210	100
GMK-M12	M12	Polyamide	Black	10309.000.212	100
GMK-M16	M16	Polyamide	Black	10309.000.216	100
GMK-M20	M20	Polyamide	Black	10309.000.220	100
GMK-M25	M25	Polyamide	Black	10309.000.225	100
GMK-M32	M32	Polyamide	Black	10309.000.232	100
GMK-M40	M40	Polyamide	Black	10309.000.240	50
GMK-M50	M50	Polyamide	Black	10309.000.250	25
GMK-M63	M63	Polyamide	Black	10309.000.263	10

LOCKNUT - METRIC NICKEL PLATED BRASS

Locknut for screw connections made from nickel plated brass material.



Product Code	Size	Material	Flexa Code	Packet Size
GM-M12	M12	Nickel plated brass	10531.000.012	100
GM-M16	M16	Nickel plated brass	10531.000.016	100
GM-M20	M20	Nickel plated brass	10531.000.020	100
GM-M25	M25	Nickel plated brass	10531.000.025	100
GM-M32	M32	Nickel plated brass	10531.000.032	100
GM-M40	M40	Nickel plated brass	10531.000.040	100
GM-M50	M50	Nickel plated brass	10531.000.050	100

Y CONNECTOR (IP69K)

Y type connector made from thermoplastic elastomer (TPE) or polyamide (PA). TPE connectors have internal circular ribs which hold the conduit in place and provide excellent compensation for vibration. TPE connector temperature range is -40°C to +150°C. PA versions have the patented quick-fit conduit connection. Temperature range of -30°C to 100°C. UV resistant - Halogen free.



Product Code	Size	Conduit O/D	Material	Colour	Flexa Code	Packet Size
RQY-3xM12	M12	13.0mm	PA	Black	15020.033.202	10
RQY-2xM12/M16	M12/M16	13.0/15.8mm	PA	Black	15020.033.203	10
RQY-3xM16	M16	15.8mm	PA	Black	15020.033.204	10
RQY-2xM16/M20	M16/M20	15.8/21.2mm	TPE	Black	15020.033.206	10
RQY-2xM16/M25	M16/M25	15.8/28.5mm	TPE	Black	15020.033.213	10
RQY-3xM20	M20	21.2mm	TPE	Black	15020.033.207	10
RQY-2xM20/M25	M20/M25	21.2/28.5mm	TPE	Black	15020.033.208	10
RQY-2xM25/M32	M25/M32	28.5/34.5mm	TPE	Black	15020.033.209	10
RQY-2xM32/M40	M32/M40	34.5/42.5mm	TPE	Black	15020.033.210	10
RQY-2xM40/M50	M40/M50	42.5/54.5mm	TPE	Black	15020.033.211	5

FLEXIBLE CONDUIT



T CONNECTOR (IP69K)

T type connector made from thermoplastic elastomer (TPE). TPE connectors have internal circular ribs which holds the conduit in place and provides excellent compensation for vibration. Temperature range of -40°C to $+150^{\circ}\text{C}$. Includes one fixing hole and is available in a combination of sizes. UV resistant - Halogen free.

Product Code	Size	Conduit O/D	Colour	Flexa Code	Packet Size
RQT-3xM10	M10	10.0mm	Black	15020.067.203	10
RQT-3xM12	M12	13.0mm	Black	15020.067.207	10
RQT-3xM16	M16	15.8mm	Black	15020.067.208	10
RQT-3xM20	M20	21.2mm	Black	15020.067.201	10
RQT-2xM20/M25	M20/M25	21.2/28.5mm	Black	15020.067.209	10
RQT-2xM25/M16	M16/M25	15.8/28.5mm	Black	15020.067.213	10
RQT-3xM25	M25	28.5mm	Black	15020.067.202	10
RQT-2xM25/M32	M25/M32	28.5/34.5mm	Black	15020.067.210	10
RQT-3xM32	M32	34.5mm	Black	15020.067.211	10
RQT-3xM40	M40	42.5mm	Black	15020.067.212	10



CONDUIT END CAP (IP67)

Conduit end cap made from thermoplastic elastomer (TPE). TPE connectors have internal circular ribs which holds the conduit in place. Temperature range of -40°C to $+150^{\circ}\text{C}$. Provides excellent transition from conduit to cable. UV resistant - Halogen free.

Product Code	Size	Conduit O/D	Colour	Flexa Code	Packet Size
RQE-M12	M12	13.0mm	Black	15030.012.207	50
RQE-M16	M16	15.8mm	Black	15030.012.211	50
RQE-M20	M20	21.2mm	Black	15030.012.216	50
RQE-M25	M25	28.5mm	Black	15030.012.221	25
RQE-M32	M32	34.5mm	Black	15030.012.229	25
RQE-M40	M40	42.5mm	Black	15030.012.236	25
RQE-M50	M50	54.5mm	Black	15030.012.248	10



CONDUIT JOINER (IP69K)

One piece conduit joiner made from thermoplastic elastomer (TPE). TPE connectors have internal circular ribs which holds the conduit in place and provides excellent compensation for vibration. Temperature range of -40°C to $+150^{\circ}\text{C}$. UV resistant - Halogen free.

Product Code	Size	Conduit O/D	Colour	Flexa Code	Packet Size
RQK-M10	M10	10.0mm	Black	15020.066.210	10
RQK-M12	M12	13.0mm	Black	15020.066.207	10
RQK-M16	M16	15.8mm	Black	15020.066.208	10
RQK-M20	M20	21.2mm	Black	15020.066.201	10
RQK-M25	M25	28.5mm	Black	15020.066.202	10
RQK-M32	M32	34.5mm	Black	15020.066.203	10
RQK-M40	M40	42.5mm	Black	15020.066.204	10
RQK-M50	M50	54.5mm	Black	15020.066.205	10

FLEXIBLE CONDUIT



CONDUIT REDUCERS (IP68/IP69K)

Straight high-quality polyamide reducer with internal screw connection and patented quick-fit conduit connection. Temperature range of -40°C to $+120^{\circ}\text{C}$. Air & liquid tight, highly resistant against acids & solvents, resistant to oil/benzene. Impact resistant - UV resistant - Halogen free.

Product Code	Size	Conduit O/D	Colour	Flexa Code	Packet Size
RQGR-M20/M10	M20/M10	21.2/10.0mm	Black	15601.010.221	10
RQGR-M16/M12	M16/M12	15.8/13.0mm	Black	15601.013.215	10
RQGR-M20/M16	M20/M16	21.2/15.8mm	Black	15601.015.221	10
RQGR-M25/M20	M25/M20	28.5/21.2mm	Black	15601.021.228	10
RQGR-M32/M25	M32/M25	34.5/28.5mm	Black	15601.028.234	10
RQGR-M40/M32	M40/M32	42.5/34.5mm	Black	15601.034.242	10



CONNECTOR FIXING ANGLE

Passivated steel fixing angle for Metric type screw connections. Angle steel with through hole and two fastening holes.

Product Code	Size	Material	Flexa Code	Packet Size
BW-M16	M16	Passivated steel	15010.031.016	25
BW-M20	M20	Passivated steel	15010.031.020	25
BW-M25	M25	Passivated steel	15010.031.025	25
BW-M32	M32	Passivated steel	15010.031.032	25
BW-M40	M40	Passivated steel	15010.031.040	25
BW-M50	M50	Passivated steel	15010.031.050	25



TUBE CLAMP

Galvanised steel with rubber profile tube clamp for securely holding a pipe with single fastening screw hole. Temperature range -20°C up to $+120^{\circ}\text{C}$.

Product Code	Tube Ø	Product Marking	Flexa Code	Packet Size
SKM-M10	9-10mm	10	10308.000.007	50
SKM-M12	13-14mm	15	10308.000.009	50
SKM-M16	15-17mm	18	10308.000.011	50
SKM-M18	19-20mm	20	10308.000.013	50
SKM-M20	20-22mm	22	10308.000.016	50
SKM-M25	27-29mm	28	10308.000.021	50
SKM-M32	34-37mm	35	10308.000.029	50
SKM-M40	40-45mm	42	10308.000.036	25
SKM-M50	54-57mm	54	10308.000.048	25
SKM-MULTI	80mm	N/A	10308.000.070	10

FTG

FTG are the world's largest manufacturers of connectors and has a diversified presence in rapidly growing markets which include the automotive industry, broadband communication, aviation industry, industrial electrical and the switchboard building sector. FTG produce a range of distribution terminal blocks and bus-bar connections and accessories. In 2019 FTG purchased the electrical installation material division from WERIT. With this acquisition, FTG in Triberg consolidates the product range of electrotechnical terminals.



POWER DISTRIBUTION BLOCKS



DISTRIBUTION BLOCKS - COPPER CONDUCTORS

38049	Input 25mm ² - Output 2x2.5-25mm ² & 4x2.5-6mm ² - 80 Amp
38041	Input 35mm ² & 25mm ² - Output 6x2.5-16mm ² - 125 Amp
38032	Input 70mm ² - Output 6x2.5-25mm ² - 160 Amp
38074	Input 70mm ² - Output 10x2.5-16mm ² - 175 Amp
38020	Input 120mm ² - Output 2x2.5-35mm ² , 5x2.5-16mm ² , 4x2.5-10mm ² - 250 Amp
38038	Connection Lug for 38020 - 250 Amp
38019	Input 185mm ² - Output 2x2.5-35mm ² , 5x2.5-16mm ² , 4x2.5-10mm ² - 400 Amp
38026	Connection Lug for 38019 - 400 Amp
38403	Input 240mm ² - Output 6x10-50mm ² - 400 Amp



PDB+ DISTRIBUTION BLOCKS - COPPER & ALUMINIUM CONDUCTORS

38680	Input 25mm ² - Output 6x10mm ² - 85/65 Amp
38682	Input 50mm ² - Output 6x25mm ² - 125/100 Amp
38684	Input 70mm ² - Output 4x25mm ² - 175/135 Amp
38686	Input 120mm ² - Output 6x35mm ² - 250/200 Amp
38688	Input 240mm ² - Output 6x35mm ² - 415/360 Amp
C38BL	PDB+ Series Marking Clip - Blue
C38GN	PDB+ Series Marking Clip - Green



LARGE DISTRIBUTION BLOCKS - COPPER & ALUMINIUM CONDUCTORS

38501	Input Busbar 4x20 to 10x25mm - Output 6 x 10-50mm ² - 400/350 Amp
38503	Input 240mm ² - Output 6x10-50mm ² - 400/350 Amp
38059	Input 2x240mm ² - Output 2x25-240mm ² - 800/630 Amp
38063	Input 2x300mm ² or Isoflexx 24x1x10 Busbar - Output 2x25-300mm ² - 800/630 Amp
38650	Input 1x500mm ² - Output 2x50-300mm ² - 1100/900 Amp

KVIAC & BOW TERMINALS



KVIAC TERMINALS - COPPER & ALUMINIUM CONDUCTORS

KVIAC11016G	1-Pole Distribution Block - 16mm ² - 80 Amp
KVIAC11050G	1-Pole Distribution Block - 50mm ² - 160 Amp
KVIAC11095G	1-Pole Distribution Block - 95mm ² - 250 Amp
KVIAC11150G	1-Pole Distribution Block - 150mm ² - 315 Amp
KVIAC11240G	1-Pole Distribution Block - 240mm ² - 400 Amp
KVIAC13150G	1-Pole Distribution Block - 150mm ² - 320 Amp
KVIAC12050G	2-Pole Distribution Block - 50mm ² - 160 Amp
KVIAC12095G	2-Pole Distribution Block - 95mm ² - 250 Amp
KVIAC12150G	2-Pole Distribution Block - 150mm ² - 315 Amp
KVIAC12240G	2-Pole Distribution Block - 240mm ² - 400 Amp
KVIAC31035G	3-Pole Distribution Block - 35mm ² - 135 Amp
KVIAC31050G	3-Pole Distribution Block - 50mm ² - 160 Amp
KVIAC050	KVIAC 50mm ² Distribution Block Cover - Grey
KVIAC095	KVIAC 95mm ² Distribution Block Cover - Grey
KVIAC150	KVIAC 150mm ² Distribution Block Cover - Grey
KVIAC240	KVIAC 240mm ² Distribution Block Cover - Grey

BOW TERMINALS - COPPER CONDUCTORS

KVIAC11016G	1-Pole Distribution Block - 16mm ² - 80 Amp
KVIAC11050G	1-Pole Distribution Block - 50mm ² - 160 Amp
KVIAC11095G	1-Pole Distribution Block - 95mm ² - 250 Amp
KVIAC11150G	1-Pole Distribution Block - 150mm ² - 315 Amp
KVIAC11240G	1-Pole Distribution Block - 240mm ² - 400 Amp
KVIAC13150G	1-Pole Distribution Block - 150mm ² - 320 Amp
KVIAC12050G	2-Pole Distribution Block - 50mm ² - 160 Amp
KVIAC12095G	2-Pole Distribution Block - 95mm ² - 250 Amp
KVIAC12150G	2-Pole Distribution Block - 150mm ² - 315 Amp
KVIAC12240G	2-Pole Distribution Block - 240mm ² - 400 Amp
KVIAC31035G	3-Pole Distribution Block - 35mm ² - 135 Amp
KVIAC31050G	3-Pole Distribution Block - 50mm ² - 160 Amp
KVIAC050	KVIAC 50mm ² Distribution Block Cover - Grey
KVIAC095	KVIAC 95mm ² Distribution Block Cover - Grey
KVIAC150	KVIAC 150mm ² Distribution Block Cover - Grey
KVIAC240	KVIAC 240mm ² Distribution Block Cover - Grey

BOW TERMINALS - COPPER & ALUMINIUM CONDUCTORS

BKNA3510	Bow Terminal for 10mm Busbar - 4-35mm ² Copper/Aluminium Conductor
BKNA7010	Bow Terminal for 10mm Busbar - 16-70mm ² Copper/Aluminium Conductor
BKNA12010	Bow Terminal for 10mm Busbar - 16-120mm ² Copper/Aluminium Conductor
BKNA18510	Bow Terminal for 10mm Busbar - 16-185mm ² Copper/Aluminium Conductor

COMPACT POWER DISTRIBUTION BLOCKS



COMPACT POWER DISTRIBUTION BLOCKS - COPPER & ALUMINIUM

KA42	Spring Clamp Connection Terminal 690V/25A - IP33
KA42SP	Spring Clamp Connection Terminal 690V/25A - IP44
KA352	125/100 Amp Distribution Block - 2x2.5-35mm ² , 1x1.5-10mm ² , Grey
KA352N	125/100 Amp Distribution Block - 2x2.5-35mm ² , 1x1.5-10mm ² , Blue
KA352PE	125/100 Amp Distribution Block - 2x2.5-35mm ² , 1x1.5-10mm ² , Green
KA502	160/125 Amp Distribution Block - 2x6-50mm ² , 1x1.5-10mm ² , Grey
KA502N	160/125 Amp Distribution Block - 2x6-50mm ² , 1x1.5-10mm ² , Blue
KA502PE	160/125 Amp Distribution Block - 2x6-50mm ² , 1x1.5-10mm ² , Green
KA503	160/125 Amp Distribution Block - 3x6-50mm ² , 2x1.5-10mm ² , Grey
KA503N	160/125 Amp Distribution Block - 3x6-50mm ² , 2x1.5-10mm ² , Blue
KA503PE	160/125 Amp Distribution Block - 3x6-50mm ² , 2x1.5-10mm ² , Green
KA504	160/125 Amp Distribution Block - 4x6-50mm ² , 3x1.5-10mm ² , Grey
KA504N	160/125 Amp Distribution Block - 4x6-50mm ² , 3x1.5-10mm ² , Blue
KA504PE	160/125 Amp Distribution Block - 4x16-50mm ² , 3x1.5-6mm ² , Green
KAH	KA5 Series DIN-Rail Holder



BLANKING STRIP

BA1000W	Switchboard Blanking Strip - White - 1000mm long cuttable
BAV1	Interlocking Part for BA1000W Blanking Strip

CONNECTION SOLUTIONS



1102, 1122 & 1142

STRIP CONNECTORS

1102	Size 2.5mm ² , 24 Amp
1122	Size 4-6mm ² , 32 Amp
1142	Size 10mm ² , 57 Amp
1152	Size 16mm ² , 76 Amp
1162	Size 25mm ² , 101 Amp
1606	Size 2.5mm ² , 12 Amp - with Wire Protector
1626	Size 4mm ² , 20 Amp - with Wire Protector
1636	Size 6mm ² , 20 Amp - with Wire Protector
1646	Size 10mm ² , 25 Amp - with Wire Protector



SCREWLESS CONNECTORS WITH LEVERS

15402000	2-Pole Connector - 0.2 to 2.5mm ² / 450V / 24 Amp - Box of 100
15403000	3-Pole Connector - 0.2 to 2.5mm ² / 450V / 24 Amp - Box of 100
15405000	5-Pole Connector - 0.2 to 2.5mm ² / 450V / 24 Amp - Box of 50



GLW

GLW products are produced in Kisslegg in Germany and sold exclusively through their distribution partners. Through their in-house toolmaking and injection moulding department they are able to offer high-quality products. With a number of tools and machines to complement their range of Bootlace Ferrules, GLW are a great addition to the products we are able to offer our customers.

FERRULES

GLW wire ferrules are available from 0.25mm² to 185mm² sizing with varying connection lengths. The insulated ferrules meet DIN, German and KDS colour standards. GLW ferrules are available in single, and twin format, uninsulated and boxed reels, there will be a solution for your requirement.



DIN STANDARD FERRULES

PKT

H0.25/8Y - GLW	Ferrule 0.25mm - Length of uninsulated component 8mm - Yellow	500
H0.5/8W - GLW	Ferrule 0.5mm - Length of uninsulated component 8mm - White	100
H0.5/10W - GLW	Ferrule 0.5mm - Length of uninsulated component 10mm - White	500
H0.75/10GR - GLW	Ferrule 0.75mm - Length of uninsulated component 10mm - Grey	500
H0.75/12GR - GLW	Ferrule 0.75mm - Length of uninsulated component 12mm - Grey	100
H0.75/6GR - GLW	Ferrule 0.75mm - Length of uninsulated component 6mm - Grey	500
H0.75/8GR - GLW	Ferrule 0.75mm - Length of uninsulated component 8mm - Grey	100
H1.0/8R - GLW	Ferrule 1.0mm - Length of uninsulated component 8mm - Red	100
H1.0/10R - GLW	Ferrule 1.0mm - Length of uninsulated component 10mm - Red	100
H1.0/12R - GLW	Ferrule 1.0mm - Length of uninsulated component 12mm - Red	100
H1.5/8BL - GLW	Ferrule 1.5mm - Length of uninsulated component 8mm - Black	100
H2.5/8B - GLW	Ferrule 2.5mm - Length of uninsulated component 8mm - Blue	100
H2.5/12B - GLW	Ferrule 2.5mm - Length of uninsulated component 12mm - Blue	100
H2.5/18B - GLW	Ferrule 2.5mm - Length of uninsulated component 18mm - Blue	500
H4.0/10GR - GLW	Ferrule 4.0mm - Length of uninsulated component 10mm - Grey	100
H6.0/12Y - GLW	Ferrule 6.0mm - Length of uninsulated component 12mm - Yellow	100
H10.0/12R - GLW	Ferrule 10.0mm - Length of uninsulated component 12mm - Red	100
H10.0/18R - GLW	Ferrule 10.0mm - Length of uninsulated component 18mm - Red	100
H16.0/12B - GLW	Ferrule 16.0mm - Length of uninsulated component 12mm - Blue	100
H16.0/18B - GLW	Ferrule 16.0mm - Length of uninsulated component 18mm - Blue	100
H25.0/16Y - GLW	Ferrule 25.0mm - Length of uninsulated component 16mm - Yellow	50
H35.0/16R - GLW	Ferrule 35.0mm - Length of uninsulated component 16mm - Red	50
H50.0/20B - GLW	Ferrule 50.0mm - Length of uninsulated component 20mm - Blue	50
H95.0/25R - GLW	Ferrule 95.0mm - Length of uninsulated component 25mm - Red	25

FERRULES



GERMAN STANDARD FERRULES

PKT


H0.25/6LB - GLW	Ferrule 0.25mm - Length of uninsulated component 6mm - Light blue	100
H0.25/12LB - GLW	Ferrule 0.25mm - Length of uninsulated component 12mm - Light blue	100
H0.34/12T - GLW	Ferrule 0.34mm - Length of uninsulated component 12mm - Turquoise	100
H0.5/80 - GLW	Ferrule 0.5mm - Length of uninsulated component 8mm - Orange	100
H0.5/100 - GLW	Ferrule 0.5mm - Length of uninsulated component 10mm - Orange	500
H0.75/8W - GLW	Ferrule 0.75mm - Length of uninsulated component 8mm - White	100
H0.75/12W - GLW	Ferrule 0.75mm - Length of uninsulated component 12mm - White	100
H1.0/8Y - GLW	Ferrule 1.0mm - Length of uninsulated component 8mm - Yellow	100
H1.0/10Y - GLW	Ferrule 1.0mm - Length of uninsulated component 10mm - Yellow	100
H1.0/12Y - GLW	Ferrule 1.0mm - Length of uninsulated component 12mm - Yellow	100
H1.5/8R - GLW	Ferrule 1.5mm - Length of uninsulated component 8mm - Red	100
H4.0/12GR - GLW	Ferrule 4.0mm - Length of uninsulated component 12mm - Grey	100
H6.0/12BL - GLW	Ferrule 6.0mm - Length of uninsulated component 12mm - Black	100
H10.0/12I - GLW	Ferrule 10.0mm - Length of uninsulated component 12mm - Ivory	100
H10.0/18I - GLW	Ferrule 10.0mm - Length of uninsulated component 18mm - Ivory	100
H16.0/12G - GLW	Ferrule 16.0mm - Length of uninsulated component 12mm - Green	100
H25.0/16BR - GLW	Ferrule 25.0mm - Length of uninsulated component 16mm - Brown	50
H25.0/22BR - GLW	Ferrule 25.0mm - Length of uninsulated component 22mm - Brown	50
H35.0/16BE - GLW	Ferrule 35.0mm - Length of uninsulated component 16mm - Beige	50
H50.0/20OL - GLW	Ferrule 50.0mm - Length of uninsulated component 20mm - Olive	50
H120.0/30B - GLW	Ferrule 120.0mm - Length of uninsulated component 30mm - Blue	25
H150.0/32Y - GLW	Ferrule 150.0mm - Length of uninsulated component 32mm - Yellow	25



KDS STANDARD FERRULES

PKT

H0.75/8LB - GLW	Ferrule - 0.75mm - Length of uninsulated component 8mm - Light blue	100
H0.75/12LB - GLW	Ferrule 0.75mm - Length of uninsulated component 12mm - Light blue	100
H2.5/8GR - GLW	Ferrule 2.5mm - Length of uninsulated component 8mm - Grey	100
H4.0/100 - GLW	Ferrule 4.0mm - Length of uninsulated component 10mm - Orange	100
H6.0/12G - GLW	Ferrule 6.0mm - Length of uninsulated component 12mm - Green	100

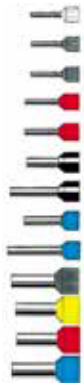


DIN STANDARD DOUBLE BOOTLACE FERRULES

PKT

H2x0.5/8W - GLW	Ferrule 2x 0.5mm - Length of uninsulated component 8mm - White	100
H2x0.75/8GR - GLW	Ferrule 2x 0.75mm - Length of uninsulated component 8mm - Grey	100
H2x0.75/12GR - GLW	Ferrule 2x 0.75mm - Length of uninsulated component 12mm - Grey	100
H2x1.0/8R - GLW	Ferrule 2x 1.0mm - Length of uninsulated component 8mm - Red	100
H2x1.0/12R - GLW	Ferrule 2x 1.0mm - Length of uninsulated component 12mm - Red	100
H2x1.5/8BL - GLW	Ferrule 2x 1.5mm - Length of uninsulated component 8mm - Black	100
H2x1.5/12BL - GLW	Ferrule 2x 1.5mm - Length of uninsulated component 12mm - Black	100
H2x2.5/10B - GLW	Ferrule 2x 2.5mm - Length of uninsulated component 10mm - Blue	100
H2x2.5/12B - GLW	Ferrule 2x 2.5mm - Length of uninsulated component 12mm - Blue	100
H2x4.0/12GR - GLW	Ferrule 2x 4.0mm - Length of uninsulated component 12mm - Grey	100
H2x16.0/16B - GLW	Ferrule 2x 16.0mm - Length of uninsulated component 16mm - Blue	50

FERRULES



GERMAN STANDARD DOUBLE BOOTLACE FERRULES

PKT

H2x0.5/80 - GLW	Ferrule 2x 0.5mm - Length of uninsulated component 8mm - Orange	100
H2x0.75/8W - GLW	Ferrule 2x 0.75mm - Length of uninsulated component 8mm - White	100
H2x0.75/10W - GLW	Ferrule 2x 0.75mm - Length of uninsulated component 10mm - White	100
H2x1.0/8Y - GLW	Ferrule 2x 1.0mm - Length of uninsulated component 8mm - Yellow	100
H2x1.0/12Y - GLW	Ferrule 2x 1.0mm - Length of uninsulated component 12mm - Yellow	100
H2x1.5/8R - GLW	Ferrule 2x 1.5mm - Length of uninsulated component 8mm - Red	100
H2x1.5/12R - GLW	Ferrule 2x 1.5mm - Length of uninsulated component 12mm - Red	100
H2x2.5/10B - GLW	Ferrule 2x 2.5mm - Length of uninsulated component 10mm - Blue	100
H2x2.5/12B - GLW	Ferrule 2x 2.5mm - Length of uninsulated component 12mm - Blue	100
H2x4.0/12GR - GLW	Ferrule 2x 4.0mm - Length of uninsulated component 12mm - Grey	100
H2x16.0/16G - GLW	Ferrule 2x 16.0mm - Length of uninsulated component 16mm - Green	50



KDS STANDARD DOUBLE BOOTLACE FERRULES

PKT

H2x0.5/8W - GLW	Ferrule 2x 0.5mm - Length of uninsulated component 8mm - White	100
H2x0.75/12LB - GLW	Ferrule 2x 0.75mm - Length of uninsulated component 12mm - Light blue	500
H2x1.0/8R - GLW	Ferrule 2x 1.0mm - Length of uninsulated component 8mm - Red	100
H2x1.0/12R - GLW	Ferrule 2x 1.0mm - Length of uninsulated component 12mm - Red	100
H2x1.5/8BL - GLW	Ferrule 2x 1.5mm - Length of uninsulated component 8mm - Black	100
H2x1.5/12BL - GLW	Ferrule 2x 1.5mm - Length of uninsulated component 12mm - Black	100

UNINSULATED BOOTLACE FERRULES

PKT

H0.5/6 - GLW	Uninsulated Ferrule 0.5mm - Length 6mm	1000
H0.75/6 - GLW	Uninsulated Ferrule 0.75mm - Length 6mm	1000
H1.0/6 - GLW	Uninsulated Ferrule 1.0mm - Length 6mm	1000
H1.0/10 - GLW	Uninsulated Ferrule 1.0mm - Length 10mm	1000
H1.5/7 - GLW	Uninsulated Ferrule 1.5mm - Length 7mm	1000
H1.5/10 - GLW	Uninsulated Ferrule 1.5mm - Length 10mm	1000
H2.5/7 - GLW	Uninsulated Ferrule 2.5mm - Length 7mm	1000
H2.5/12 - GLW	Uninsulated Ferrule 2.5mm - Length 12mm	1000
H4.0/9 - GLW	Uninsulated Ferrule 4.0mm - length 9mm	1000
H6.0/12 - GLW	Uninsulated Ferrule 6.0mm - Length 12mm	1000
H10.0/12 - GLW	Uninsulated Ferrule 10.0mm - Length 12mm	500
H10.0/15 - GLW	Uninsulated Ferrule 10.0mm - Length 15mm	500
H10.0/18 - GLW	Uninsulated Ferrule 10.0mm - Length 18mm	500
H16.0/12 - GLW	Uninsulated Ferrule 16.0mm - Length 12mm	250
H16.0/15 - GLW	Uninsulated Ferrule 16.0mm - Length 15mm	250
H16.0/18 - GLW	Uninsulated Ferrule 16.0mm - Length 18mm	250



FERRULES

UNINSULATED BOOTLACE FERRULES CONTINUED

		PKT
H16.0/25 - GLW	Uninsulated Ferrule 16.0mm - Length 25mm	250
H16.0/32 - GLW	Uninsulated Ferrule 16.0mm - Length 32mm	250
H25.0/18 - GLW	Uninsulated Ferrule 25.0mm - Length 18mm	100
H25.0/25 - GLW	Uninsulated Ferrule 25.0mm - Length 25mm	100
H25.0/32 - GLW	Uninsulated Ferrule 25.0mm - Length 32mm	100
H35.0/18 - GLW	Uninsulated Ferrule 35.0mm - Length 18mm	100
H35.0/32 - GLW	Uninsulated Ferrule 35.0mm - Length 32mm	100
H50.0/32 - GLW	Uninsulated Ferrule 50.0mm - Length 32mm	100
H70.0/25 - GLW	Uninsulated Ferrule 70.0mm - Length 25mm	100
H95.0/32 - GLW	Uninsulated Ferrule 95.0mm - Length 32mm	50
H120.0/32 - GLW	Uninsulated Ferrule 120.0mm - Length 32mm	50
H150.0/32 - GLW	Uninsulated Ferrule 150.0mm - Length 32mm	50
H185.0/32 - GLW	Uninsulated Ferrule 185.0mm - Length 32mm	25



INSULATED FERRULES – REELS

		PKT
H0.5/8/1000W – GLW	Ferrule 0.5mm – Length of uninsulated component 8mm – White	1000
H0.75/8/1000G – GLW	Ferrule 0.75mm – Length of uninsulated component 8mm – Grey	1000
H1.0/8/1000R – GLW	Ferrule 1.0mm – Length of uninsulated component 8mm – Red	1000
H1.5/8/1000BK – GLW	Ferrule 1.5mm – Length of uninsulated component 8mm – Black	1000
H2.5/8/500B – GLW	Ferrule 2.5mm – Length of uninsulated component 8mm – Blue	1000

GROTHE

Grothe was established in 1892 and manufactures signalling products for domestic, commercial and industrial installations. Their wide-ranging assortment of products include chimes, push buttons, safety transformers, bell transformers and signalisation products for industry, public buildings, schools and much more.



DOOR CHIMES



CROMA 230A

Electronic Chime with 17 brilliant polyphone tones which includes special tone sequence for people with hearing difficulties. Supply 8/12VAC/DC or 230VAC. Can be paralleled to other chimes and features an adjustable volume control.

Colour: White/Grey - 43175

CROMA 230A



CROMA 100A

Electronic Chime with 17 brilliant polyphone tones which includes special tone sequence for people with hearing difficulties. Supply 8/12VAC/DC or battery operation available. Can be paralleled to other chimes and features an adjustable volume control.

Colour: White with Aluminium finish - 43170

CROMA 100A



CHIME 169ATRW

Electromechanical 2 Tone Chime with integrated 230VAC transformer.

Colour: White - 44172

Chime 169TRw



CHIME 169BW

Electromechanical 2 Tone Chime. Battery Operated (4x1.5 C type not included) also suitable for 8-12VAC supply transformer.

Colour: White - 44169

Chime 169Bw



CHIME 569W

Electromechanical 2 Tone Chime for operation with an external transformer or 4x1.5V C type batteries (not included).

Colour: White - 44569

Chime 569W

DOOR CHIME ACCESSORIES



KKO-2002-SW

Door Chime push button with illuminated Name Strip - Colour Black.

KKO-2002-SW - 64086



KKO-2002-WS

Door Chime push button with illuminated Name Strip - Colour White.

KKO-2002-WS - 64085



KKO-2018

Door Chime push button with stainless steel colour finish.

KKO-2018 - 64033



MONTILUX

Surface mounted plastic weatherproof door chime push button with illuminated name strip.

Montilux - 51011



KKO SERIES

Surface mounted plastic weatherproof door chime push button - non-illuminated.

Colours: White / Silver / Gold with Black push button.

KKO-2001 (White) - 64090

KKO-2001-S (Silver/Black) - 64094

KKO-2001-G (Gold/Black) - 64091



KKO-L SERIES

Surface mounted plastic weatherproof door chime push button - with LED illumination.

Colour: White / Silver / Gold.

KKO-L-2001 (White) - 64070

KKO-L-2001-S (Silver) - 64074

KKO-L-2001-G (Gold) - 64071

DOOR CHIME ACCESSORIES



KKO-2005 SERIES

Low cost surface mounted door chime push button.

Colours: White and Black with White Button.

KKO-2005 (Black) - 64035

KKO-2005W (White) - 64036



GT1965

Bell transformer with fail safe. 230VAC input with 8VAC (2.0A) output. 2 Modules wide.

GT1965 - 14102



GT36AP

Surface mounted installation kit for GT50810 and GT1965 safety transformers.

GT36AP - 14936

WIRELESS DOOR CHIMES



MISTRAL TRANSMITTER PUSH BUTTON - IP54

Transmitter push button for all Mistral Chimes with a 500m range (IP54).

Colour: White and Anthracite/Silver.

Mistral-SE-03 (white) - 43441

Mistral-SE-03.1s (anthracite/silver) - 43440



MISTRAL MOVEMENT DETECTOR TRANSMITTER

Movement detector transmitter suitable for Mistral Chimes with a 500m transmission range. Maximum monitoring range is 108° at 15m. For indoor use only.

Mistral-BM03.1 - 43445



MISTRAL-300M

Wireless door chime set with a range of 500m or expandable with distance booster option. Includes 17 melodies and LED flash indicator. Transmitter push button is waterproof (IP54) - 43300.

MISTRAL-300M



MISTRAL-200M

Wireless door chime set with a range of 500m (not expandable, without distance booster option). Includes 17 melodies without indicator. Transmitter push button is waterproof (IP54) - 43305.

MISTRAL-200M



MISTRAL-300E

Wireless door chime without transmitter push button. Includes 17 melodies and LED flash indicator - 43301.

MISTRAL-300E



MISTRAL-300M-BM

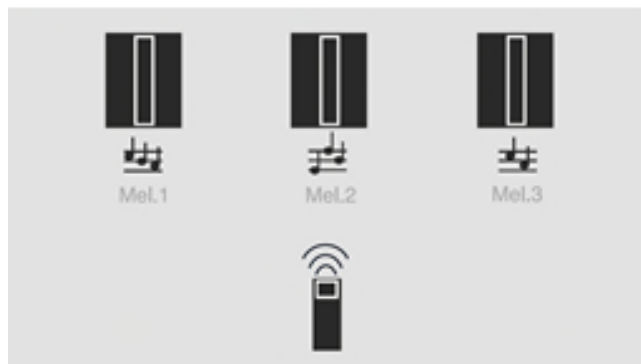
Wireless chime set with a range of 500m or expandable with distance booster option. Includes 17 melodies and LED flash indicator. Push button not included - instead a movement detector with a maximum monitoring range of 108° at 15m is supplied to trigger the chime. Indoor use only - 43315.

MISTRAL 300M-BM

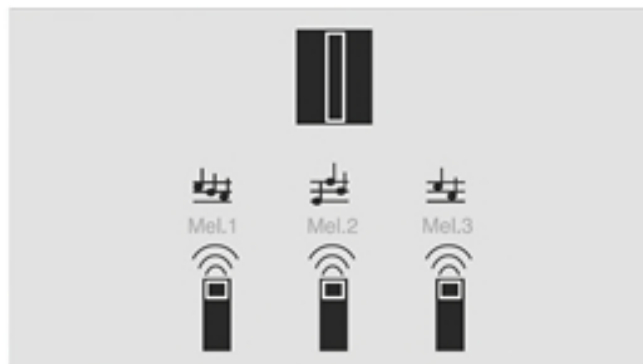
WIRELESS DOOR CHIMES

TECHNICAL INFORMATION

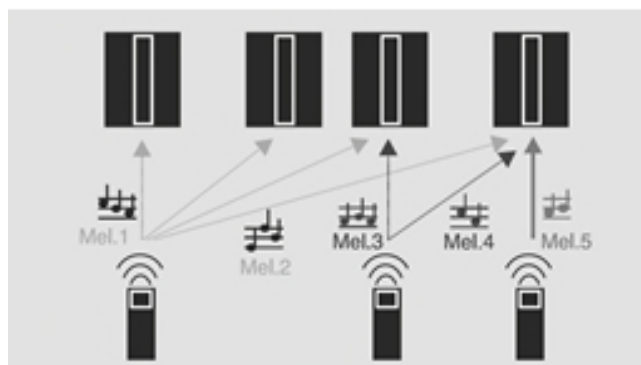
1. CENTRAL PAGING



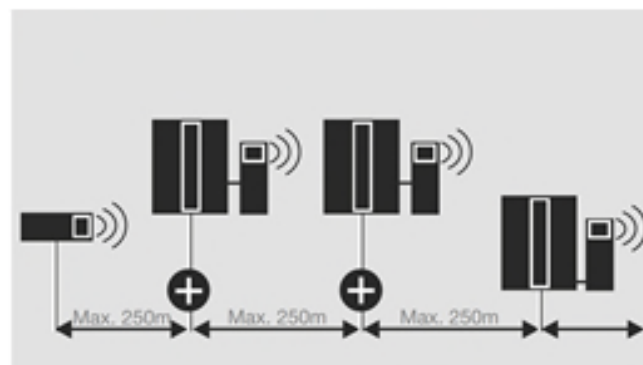
2. INDIVIDUAL PAGING



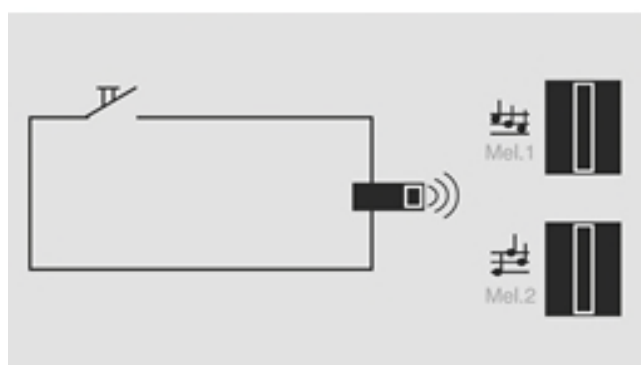
3. MATRIX PAGING



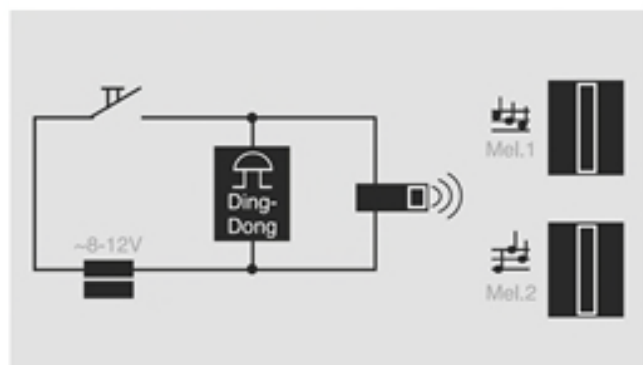
4. CALL FORWARD DRY CONTACT



5. DISTANCE BOOSTER



6. CALL FORWARDING



HENSEL

Founded in 1931, Hensel represents a company group which is active worldwide and specialises in the manufacturing of innovative electrical installation and power distribution systems for facility equipment in buildings. They have an extensive range of leading products, including waterproof and fire rated cable junction boxes, enclosures, distribution boards and switchboards.



ENCLOSURES WITH HINGED LID

TECHNICAL INFORMATION:

KG WATERPROOF ENCLOSURE RANGE

- This versatile and cost-effective enclosure range has many advantages. The KG range has a high impact base and cover, pre-moulded knockouts and can be used with a separately supplied gear plate. The cover is removable and along with the low side walls access to equipment and wiring is easy.
- The KG product range can also be supplied as a complete distribution board with protection cover, mounting rail, earth/neutral bars and legend kit.



KG9002IN

Removable Clear & Grey Hinged Cover

Waterproof IP65 & Dust Tight

Low Side Walls for Easier Wiring

Pre-Molded Knockouts No Holesaw Required

Stainless Steel Securing Screw Provided

IP65 WATERPROOF ENCLOSURE WITH HINGED LID



KG9001	Waterproof Empty Enclosure with Hinged Lid (253x136x115mm) - IP65
KG9002	Waterproof Empty Enclosure with Hinged Lid (253x168x115mm) - IP65
KG9003	Waterproof Empty Enclosure with Hinged Lid (253x217x115mm) - IP65
KG9001IN	Waterproof Empty Enclosure with Grey Hinged Lid (253x136x115mm) - IP65
KG9002IN	Waterproof Empty Enclosure with Grey Hinged Lid (253x168x115mm) - IP65
KG9003IN	Waterproof Empty Enclosure with Grey Hinged Lid (253x217x115mm) - IP65
KG902C	6 Way Distribution Board including Earth & Neutral Bars - IP65
KG903C	9 Way Distribution Board including Earth & Neutral Bars - IP65
KGMP01	Mounting Plate for KG9001
KGMP02	Mounting Plate for KG9002
KGMP03	Mounting Plate for KG9003
KGTS01	DIN-Rail for KG9001
KGTS02	DIN-Rail for KG9002
KGTS03	DIN-Rail for KG9003
KGPC01	Protection Cover for KG9001
KGPC02	Protection Cover for KG9002
KGPC03	Protection Cover for KG9003
KGPN02	Earth and Neutral Bar for KG9002
KGPN03	Earth and Neutral Bar for KG9003
3310168	KG902C Distribution Board MCB Identification Set
3310169	KG903C Distribution Board MCB Identification Set
AVS-16	Connection Gland - IP65
EVS-16	Connection Gland - IP54

WATERPROOF DISTRIBUTION BOARDS

TECHNICAL INFORMATION



KV9354



Multiple enclosure fixing points - can be fixed to pillars




More space for wiring, convenient access to the wiring due to low walls




Perfect installation solution for cable trunking



IP65 Cable entry with elastic membrane glands



Neutral separable for various potentials via plug-in jumper



Editable circuit identification template at www.hensel-electric.de



IP65 DISTRIBUTION BOARDS WITH ELASTIC MEMBRANE GLANDS & E/N BARS

KV9103	3 Way Distribution Board including Earth & Neutral Bars
KV9104	4.5 Way Distribution Board including Earth & Neutral Bars
KV9106	6 Way Distribution Board including Earth & Neutral Bars
KV9109	9 Way Distribution Board including Earth & Neutral Bars
KV9112	12 Way, 1 Row Distribution Board including Earth & Neutral Bars
KV9118	18 Way, 1 Row Distribution Board including Earth & Neutral Bars
KV9224	24 Way, 2 Row Distribution Board including Earth & Neutral Bars
KV9236	36 Way, 2 Row Distribution Board including Earth & Neutral Bars
KV9336	36 Way, 3 Row Distribution Board including Earth & Neutral Bars
KV9448	48 Way, 4 Row Distribution Board including Earth & Neutral Bars
KV9354	54 Way, 3 Row Distribution Board including Earth & Neutral Bars

WATERPROOF DISTRIBUTION BOARDS



IP65 DISTRIBUTION BOARDS WITH ELASTIC MEMBRANE GLANDS WITHOUT E/N BARS

KV8103	3 Way MCB Enclosure without Earth & Neutral Bars
KV8104	4.5 Way MCB Enclosures without Earth & Neutral Bars
KV8106	6 Way MCB Enclosures without Earth & Neutral Bars
KV8109	9 Way MCB Enclosures without Earth & Neutral Bars
KV8112	12 Way, 1 Row MCB Enclosure without Earth & Neutral Bars
KV8118	18 Way, 1 Row MCB Enclosure without Earth & Neutral Bars
KV8224	24 Way, 2 Row MCB Enclosure without Earth & Neutral Bars
KV8236	36 Way, 2 Row MCB Enclosure without Earth & Neutral Bars
KV8336	36 Way, 3 Row MCB Enclosure without Earth & Neutral Bars
KV8448	48 Way, 4 Row MCB Enclosure without Earth & Neutral Bars
KV8354	54 Way, 3 Row MCB Enclosure without Earth & Neutral Bars



IP65 DISTRIBUTION BOARDS WITH METRIC PRE-MOULDED KNOCK-OUTS WITH E/N BARS

KV7103	3 Way Distribution Board including Earth & Neutral Bars
KV7104	4.5 Way Distribution Board including Earth & Neutral Bars
KV7106	6 Way Distribution Board including Earth & Neutral Bars
KV7109	9 Way Distribution Board including Earth & Neutral Bars
KV9112M	12 Way, 1 Row Distribution Board including Earth & Neutral Bars
KV9118M	18 Way, 1 Row Distribution Board including Earth & Neutral Bars
KV9224M	24 Way, 2 Row Distribution Board including Earth & Neutral Bars
KV9236M	36 Way, 2 Row Distribution Board including Earth & Neutral Bars
KV9336M	36 Way, 3 Row Distribution Board including Earth & Neutral Bars
KV9448M	48 Way, 4 Row Distribution Board including Earth & Neutral Bars
KV9354M	54 Way, 3 Row Distribution Board including Earth & Neutral Bars



IP65 DISTRIBUTION BOARDS WITH METRIC PRE-MOULDED KNOCK-OUTS WITHOUT E/N BARS

KV6103	3 Way MCB Enclosure without Earth & Neutral Bars
KV6104	4.5 Way MCB Enclosures without Earth & Neutral Bars
KV6106	6 Way MCB Enclosures without Earth & Neutral Bars
KV6109	9 Way MCB Enclosures without Earth & Neutral Bars
KV8112M	12 Way, 1 Row MCB Enclosure without Earth & Neutral Bars
KV8118M	18 Way, 1 Row MCB Enclosure without Earth & Neutral Bars
KV8224M	24 Way, 2 Row MCB Enclosure without Earth & Neutral Bars
KV8236M	36 Way, 2 Row MCB Enclosure without Earth & Neutral Bars
KV8336M	36 Way, 3 Row MCB Enclosure without Earth & Neutral Bars
KV8448M	48 Way, 4 Row MCB Enclosure without Earth & Neutral Bars
KV8354M	54 Way, 3 Row MCB Enclosure without Earth & Neutral Bars

WATERPROOF DISTRIBUTION BOARDS

COMPLETE SWITCHBOARD SOLUTION

Simply join your KV Distribution Board to the KV9331 Enclosure for a complete Switchboard solution.

The KV9331 comes complete with gear tray and can be joined using the AVS-16 Connection Gland for IP65 protection.



IP65 WATERPROOF ENCLOSURE

KV9331 Waterproof Empty Enclosure (583x295x182mm) with Elastic Membrane Glands*
*Metric Knock-out Entries available on request

KV DISTRIBUTION BOARD EARTH AND NEUTRAL BARS

KVFC03	Fixconnect Earth and Neutral Bar set suitable for KV9103 to KV6103
KVFC04	Fixconnect Earth and Neutral Bar set suitable for KV9104 to KV6104
KVFC06	Fixconnect Earth and Neutral Bar set suitable for KV9106 to KV6106
KVFC09	Fixconnect Earth and Neutral Bar set suitable for KV9109 to KV6109
KVFC12	Fixconnect Earth and Neutral Bars for KV9112/M, KV8112/M, KV9220/M
KVFC18	Fixconnect Earth and Neutral Bars for KV9118/M, KV8118/M, KV9230/M
KVFC24	Fixconnect for KV9224/M, KV9330/M, KV9440/M, KV9336/M, KV9448/M
KVFC36	Fixconnect for KV9236/M, KV9354/M, KV9350/M

KV DISTRIBUTION BOARD ACCESSORIES

AVS-16	Connection Gland IP65
EVS-16	Connection Gland IP54
KVES1	Lock set for KV Boards 12 to 54 Way
KVES3	Lock set for KV Boards 3 to 9 Way
KVES2	Spare keys for KVES1 & KVES3
AS-12	Cover Strip - 12 Way
AS-18	Cover Strip - 18 Way
KVEB12	Cable Entry Cover for 12 Way KV Switchboards
KVEB18	Cable Entry Cover for 18 Way KV Switchboards
KVEB03	Cable Entry Cover for 3 Way KV Switchboards
KVEB04	Cable Entry Cover for 4 Way KV Switchboards
KVEB06	Cable Entry Cover for 6 Way KV Switchboards
KVEB09	Cable Entry Cover for 9 Way KV Switchboards
KV-PM	Metric flange plate for KV Switchboards
KVPL 2	KV Switchboard Sealing Device - 12 to 54 way
KVPL 3	KV Switchboard Sealing Device - 3 to 9 way

WATERPROOF DISTRIBUTION BOARDS



IP65 ENYSUN WEATHERPROOF BOARDS - NO E/N BARS - PLAIN SIDES

KVPC8104	Enysun Polycarbonate 4.5 Way Distribution Board
KVPC8109	Enysun Polycarbonate 9 Way Distribution Board



IP65 ENYSUN WEATHERPROOF BOARDS - WITH E/N BARS - METRIC KNOCKOUTS

KVPC9103	Enysun Polycarbonate 3 Way Distribution Board
KVPC9104	Enysun Polycarbonate 4.5 Way Distribution Board
KVPC9106	Enysun Polycarbonate 6 Way Distribution Board
KVPC9109	Enysun Polycarbonate 9 Way Distribution Board
KVPC9112	Enysun Polycarbonate 12 Way Distribution Board



SAFETY CIRCUITS - IP66 CABLE JUNCTION BOXES & ENCLOSURES

KVBP04	Enysun Outdoor Mounting Plate for KVPC8104 - Stainless Steel
KVBP09	Enysun Outdoor Mounting Plate for KVPC8109 - Stainless Steel

WATERPROOF “EXTRA” BOARDS

TECHNICAL INFORMATION



KV EXTRA

With additional space for electrical devices



WATERPROOF “EXTRA” DISTRIBUTION BOARDS

KV9220	12 Way, 2 Row MCB Enclosure without Earth & Neutral Bars - with EXTRA space
KV9230	18 Way, 2 Row MCB Enclosure without Earth & Neutral Bars - with EXTRA space
KV9330	24 Way, 3 Row MCB Enclosure without Earth & Neutral Bars - with EXTRA space
KV9440	36 Way, 4 Row MCB Enclosure without Earth & Neutral Bars - with EXTRA space
KV9350	36 Way, 3 Row MCB Enclosure without Earth & Neutral Bars - with EXTRA space
KV9220M	12 Way, 2 Row MCB Enclosure without Earth & Neutral Bars - with EXTRA space
KV9230M	18 Way, 2 Row MCB Enclosure without Earth & Neutral Bars - with EXTRA space
KV9330M	24 Way, 3 Row MCB Enclosure without Earth & Neutral Bars - with EXTRA space
KV9440M	36 Way, 4 Row MCB Enclosure without Earth & Neutral Bars - with EXTRA space
KV9350M	36 Way, 3 Row MCB Enclosure without Earth & Neutral Bars - with EXTRA space

KV Distribution Boards have IP65 Integrated Cable Glands - Boards with “..M” have Metric Knock-Outs

ENYSUN - SOLAR POWER SOLUTIONS

TECHNICAL INFORMATION:

SOLAR SOLUTIONS FROM HENSEL

Hensel's Enysun product solutions provide a number of advantages when installing photovoltaic (PV) systems. The distributors are prefabricated making them quick and easy to connect. The PV generator junction boxes and PV Solar inverter collectors are equipped with busbars, surge protection devices and terminals, so that all you have to do is connect them on site. This saves you both time and costs in your installation. The total solution is highly UV Stable.



ENYSUN PRODUCT RANGE

Ask for a copy of our complete ENYSUN catalogue



Junction Boxes



KF PV 0100

KF PV 0700

Isolator Enclosure



KV PV 2411

Solar inverter
Collector Solutions



Mi PV 6544

Battery Distributors



Mi PV 3302

MI SWITCHBOARD SYSTEM

TECHNICAL INFORMATION:

WATERPROOF INDUSTRIAL SWITCHBOARDS

The Mi Industrial Switchboard System is an easy to construct, versatile, complete control and distribution board product. Individual Mi enclosures can be joined like building blocks using the MiWD2 Joining Kit. This can be achieved very quickly and easily. When joining Mi enclosures the IP65 waterproof and dust-tight rating is completely maintained. Many different accessories and specialised parts mean that many different applications can be well catered for. The entire system is highly UV stable.



JOINING MI COMPONENTS

Individual Mi Components can be joined quickly using the MiWD2 Joining Kit. This can be achieved very quickly and easily.

The Mi Series IP65 Waterproof and Dust-tight rating is completely maintained.



IP65 ENCLOSURES WITH UV TINTED LID

Mi0100	Enclosure with tinted lid - 150 x 300 x 170 mm
Mi0200	Enclosure with tinted lid - 300 x 300 x 170 mm
Mi0210	Enclosure with tinted lid - 300 x 300 x 214 mm
Mi0300	Enclosure with tinted lid - 450 x 300 x 170 mm
Mi0310	Enclosure with tinted lid - 450 x 300 x 214 mm
Mi0400	Enclosure with tinted lid - 600 x 300 x 170 mm
Mi0410	Enclosure with tinted lid - 600 x 300 x 214 mm
Mi0600	Enclosure with tinted lid - 600 x 450 x 170 mm
Mi0800	Enclosure with tinted lid - 600 x 600 x 170 mm

MI SWITCHBOARD SYSTEM



IP65 ENCLOSURES WITH TRANSPARENT LID

Mi0250	Enclosure with transparent lid - 300 x 300 x 170 mm
Mi0260	Enclosure with transparent lid - 300 x 300 x 214 mm
Mi0350	Enclosure with transparent lid - 450 x 300 x 170 mm
Mi0360	Enclosure with transparent lid - 450 x 300 x 214 mm
Mi0450	Enclosure with transparent lid - 600 x 300 x 170 mm
Mi0460	Enclosure with transparent lid - 600 x 300 x 214 mm
Mi0650	Enclosure with transparent lid - 600 x 450 x 170 mm



IP65 ENCLOSURES WITH GREY LID

Mi0101	Enclosure with grey lid - 150 x 300 x 170 mm
Mi0201	Enclosure with grey lid - 300 x 300 x 170 mm
Mi0211	Enclosure with grey lid - 300 x 300 x 214 mm
Mi0301	Enclosure with grey lid - 450 x 300 x 170 mm
Mi0311	Enclosure with grey lid - 450 x 300 x 214 mm
Mi0401	Enclosure with grey lid - 600 x 300 x 170 mm
Mi0411	Enclosure with grey lid - 600 x 300 x 214 mm
Mi0601	Enclosure with grey lid - 600 x 450 x 170 mm
Mi0801	Enclosure with grey lid - 600 x 600 x 170 mm



IP65 ENCLOSURES WITH INTEGRATED HINGED LID

Mi0220	Enclosure with transparent hinged lid - 300 x 300 x 182 mm
Mi0221	Enclosure with grey hinged lid - 300 x 300 x 182 mm



IP65 ENCLOSURES WITH FITTED EXTERNAL HINGE - UV TINTED LID

Mi9100	Enclosure with transparent lid - 150 x 300 x 170 mm with external hinge
Mi9200	Enclosure with transparent lid - 300 x 300 x 170 mm with external hinge
Mi9210	Enclosure with transparent lid - 300 x 300 x 214 mm with external hinge
Mi9300	Enclosure with transparent lid - 450 x 300 x 170 mm with external hinge
Mi9310	Enclosure with transparent lid - 450 x 300 x 214 mm with external hinge
Mi9400	Enclosure with transparent lid - 600 x 300 x 170 mm with external hinge
Mi9410	Enclosure with transparent lid - 600 x 300 x 214 mm with external hinge



IP65 ENCLOSURES WITH FITTED EXTERNAL HINGE - GREY LID

Mi9101	Enclosure with grey lid - 150 x 300 x 170 mm with external hinge
Mi9201	Enclosure with grey lid - 300 x 300 x 170 mm with external hinge
Mi9211	Enclosure with grey lid - 300 x 300 x 214 mm with external hinge
Mi0301	Enclosure with grey lid - 450 x 300 x 170 mm with external hinge
Mi9311	Enclosure with grey lid - 450 x 300 x 214 mm with external hinge
Mi9401	Enclosure with grey lid - 600 x 300 x 170 mm with external hinge
Mi9411	Enclosure with grey lid - 600 x 300 x 214 mm with external hinge

MI SWITCHBOARD SYSTEM



IP65 FIXED LID CIRCUIT BREAKER ENCLOSURES WITHOUT E/N BARS

Mi1115	12 Module MCB Box with fixed lid - E&N bars not supplied - 150x300x170mm
Mi1225	24 Module MCB Box with fixed lid - E&N bars not supplied - 300x300x170mm
Mi1335	36 Module MCB Box with fixed lid - E&N bars not supplied - 450x300x170mm
Mi1447	48 Module MCB Box with fixed lid - E&N bars not supplied - 600x300x170mm
Mi1440	36 Module MCB Box, fixed lid, additional DIN-Rail, no E&N bars - 600x300x170mm
Mi1885	84 Module MCB BOX with fixed lid - E&N bars not supplied - 600x600x170mm

Earth/Neutral Bar options below



IP65 HINGED FLAP CIRCUIT BREAKER ENCLOSURES WITHOUT E/N BARS

Mi1115	12 Module MCB Box with fixed lid - E&N bars not supplied - 150x300x170mm
Mi1225	24 Module MCB Box with fixed lid - E&N bars not supplied - 300x300x170mm
Mi1335	36 Module MCB Box with fixed lid - E&N bars not supplied - 450x300x170mm
Mi1447	48 Module MCB Box with fixed lid - E&N bars not supplied - 600x300x170mm
Mi1440	36 Module MCB Box, fixed lid, additional DIN-Rail, no E&N bars - 600x300x170mm
Mi1885	84 Module MCB BOX with fixed lid - E&N bars not supplied - 600x600x170mm

Earth/Neutral Bar options below



IP65 HINGED LID CIRCUIT BREAKER ENCLOSURE WITHOUT E/N BARS

Mi1226	24 Module MCB Box with hinged lid - E&N bars not supplied – 300x300x170mm
--------	---

Earth/Neutral Bar options below



FIXCONNECT EARTH AND NEUTRAL BARS

FCPN10	Earth & Neutral Bar for 6 way Mi Circuit Breaker Enclosure - DIN-Rail Mounted
FCPN30	Earth & Neutral Bar for 12 and 24 way Mi Circuit Breaker Enclosures
FCPN60	Earth & Neutral Bar for 36 and 48 way Mi Circuit Breaker Enclosures
FCN10	Neutral Bar for 12-Way Mi Circuit Breaker Enclosures - DIN-Rail Mounted
FCN30	Neutral Bar for 36 and 48 way Mi Circuit Breaker Enclosures
FCPE10	Earth Bar for 12-Way Mi Circuit Breaker Enclosures - DIN-Rail Mounted
FCPE30	Earth Bar for 36 and 48 way Mi Circuit Breaker Enclosures
FCBS5	Fixconnect labelling system for FCN10, FCPE10 & FCPN10 (set of 5)

MI SWITCHBOARD SYSTEM



IP65 KWHR METER BOXES

Mi2300	KWHR Meter Box with meter support and fixing screws - 450x300x170mm
Mi2310	KWHR Meter Box with meter support and fixing screws - 450x300x214mm
Mi2400	KWHR Meter Box with additional DIN-Rail - 600x300x170mm
Mi2410	KWHR Meter Box with additional DIN-Rail - 600x300x214mm
Mi2800	KWHR Meter Box suitable for 3 meters with additional DIN-Rail - 600x600x170mm



EXTENSION FRAMES

MiZR4	Extension Frame for Mi 0400, Mi 0401, Mi 0410 & Mi 04011 - 85mm extension
MiZR8	Extension Frame for Mi 0800 & Mi 0801 - 85mm extension



JOINING KITS AND ACCESSORIES

MiWD2	Wall Gasket Joining Kit
MiWT1	Wall Separator Joining Kit
MiZS20	Hinge Kit - light duty
MiZS30	Hinge Kit - special fitting required
MiZS40	Heavy Duty Hinge Kit for all enclosure sizes *
MiZS60	Heavy Duty Hinge Kit for enclosures with extension frames Mi ZR4 or Mi ZR8 *
AS-12	MCB Cover Strip - 12-Way
MiAL40	External Mounting Brackets
MiSN4	Hand Operator Set of 4
MiPL2	Sealing Cap Part Set
MiZS11	Lid lock set type 1
MiZS12	Lid lock set type 2
MiBZ11	Flat headed screw 11mm long
MiBZ13	Flat headed screw 13mm long

*Note: Wall Connectors or Flange Plates are necessary for assembly



HINGED FLAPS

MiKL6	Mi Hinged Flap Kit - 6 modules wide
MiKL12	Mi Hinged Flap Kit - 12 modules wide
MiBS6	Protection Cover for the MiKL6
MiBS12	Protection Cover for the MiKL12
MiSK01	Hinged Flap Lock - suitable for both MiKL12 & MiKL6 Products
NZKL54	Mi Hinged Flap Kit - large version



MI SWITCHBOARD SYSTEM

TECHNICAL INFORMATION:

MI PROTECTION COVERS

The Mi System Protection Covers are fixed behind enclosures with clear lids.

They are ideal for display product and control product that needs to have the additional IP65 protection that the clear lid provides.



COVER PLATES

MiEP91	Protection Cover for mounting of equipment in Mi0100 enclosures
MiEP92	Protection Cover for mounting of equipment in Mi0200 enclosures
MiEP93	Protection Cover for mounting of equipment in Mi0300 enclosures
MiEP94	Protection Cover for mounting of equipment in Mi0400 enclosures



PVC MOUNTING PLATES

MiIMP1	Mounting Plates - 259 x 115 mm
MiIMP2	Mounting Plates - 265 x 265 mm
MiIMP3	Mounting Plates - 265 x 415 mm
MiIMP4	Mounting Plates - 265 x 565 mm
MiIMP6	Mounting Plates - 415 x 565 mm
MiIMP8	Mounting Plates - 565 x 565 mm



FLANGE PLATES

MiFP15	Flange Plate - Plain - 150 x 25 mm
MIFM15	Flange Plate - with knockouts - 150 x 25 mm
MiFP20	Flange Plate - Plain - 300 x 25 mm
MiFM25	Flange Plate - with knockouts - 300 x 25 mm
MiFM32	Flange Plate - with knockouts - 300 x 25 mm
MiFM50	Flange Plate - with knockouts - 300 x 25 mm
MiFM63	Flange Plate - with knockouts - 300 x 25 mm
MiFP38	Flange Plate - IP65 Integrated Glands - 300 x 25 mm
MiFP82	Flange Plate - 70mm O/D cables - 300 x 25 mm
MiBF44	IP44 Ventilation Flange for vertical installation on Mi Boxes
MiZE62	Cable Strain Relief



MI SWITCHBOARD SYSTEM



BUSBAR SUPPORTS

MiST25	250 Amp 5-Pole Busbar support set
MiST41	400 Amp 5-Pole Busbar support set
MiST63	630 Amp 5-Pole Busbar support set
MiSS22	Hensel Mi Busbar - 12x5mm - 2400mm length
MiSS25	Hensel Mi Busbar - 12x10mm - 2400mm length
MiSS40	Hensel Mi Busbar - 20x10mm - 2400mm length
MiSS45	Hensel Mi Busbar - 25x10mm - 2400mm length
MiSS63	Hensel Mi Busbar - 30x10mm - 2400mm length
MiS0603	Locking part used only in Mi ST 63 system with 10 mm busbars



DIN-RAILS

MiTS30	DIN-Rail - 284mm long
MiTS45	DIN-Rail - 434mm long
MiTS60	DIN-Rail - 584mm long
MiDS25	DIN-Rail Spacers - 25mm high
MiDS50	DIN-Rail Spacers - 50mm high



MI CONNECTION BOX

MiCB10	Connection Box - for installation of devices such as plugs and switches
--------	---



MI CANOPY - POWDER COATED STEEL

MiDB15	Canopy for Box size 150mm with fixing wedges & seal
MiDB30	Canopy for Box size 300mm with fixing wedges & seal
MiDB01	Canopy End Plates for MiDB15 & MiDB30

ENYGUIDE:

The Enyguide configurator supports project engineering for the Mi switchboard system. This easy to use 3D design tool assists Electricians, Engineers and Electrical Wholesalers with the design of Mi Switchboards.

PRODUCT MOVIES:

On the Hensel website there are many product movies including a very informative Mi Switchboard assembly video.



CABLE JUNCTION BOXES & ENCLOSURES



IP66 CABLE JUNCTION BOXES - GREY

DK0202G	Cable Junction Box with 5-Pole 4x2.5mm ² Terminal Block (93x93x62mm)
DK0402G	Cable Junction Box with 5-Pole 4x2.5mm ² Terminal Block (104x104x70mm)
DK0404G	Cable Junction Box with 5-Pole 4x4mm ² Terminal Block (104x104x70mm)
DK0604G	Cable Junction Box with 5-Pole 4x4mm ² Terminal Block (130x130x77mm)
DK0606G	Cable Junction Box with 5-Pole 4x6mm ² Terminal Block (130x130x77mm)
DK1006G	Cable Junction Box with 5-Pole 4x6mm ² Terminal Block (180x130x77mm)
DK1010G	Cable Junction Box with 5-Pole 4x10mm ² Terminal Block (180x130x77mm)
DK1610G	Cable Junction Box with 5-Pole 4x10mm ² Terminal Block (210x155x92mm)
DK1616G	Cable Junction Box with 5-Pole 4x16mm ² Terminal Block (210x155x92mm)
DK2525G	Cable Junction Box with 5-Pole 4x25mm ² Terminal Block (255x205x112mm)
DK3535G	Cable Junction Box with 5-Pole 4x35mm ² Terminal Block (295x225x122mm)
DK5054G	Cable Junction Box with 4-Pole 4x50mm ² Terminal Block (355x255x112mm)
DK5055G	Cable Junction Box with 5-Pole 4x50mm ² Terminal Block (355x255x112mm)

IP66 ENCLOSURES - GREY

DK0200G	Cable Junction Box, Empty (93x93x62mm)
DK0400G	Cable Junction Box, Empty (104x104x70mm)
DK0600G	Cable Junction Box, Empty (130x130x77mm)
DK1000G	Cable Junction Box, Empty (180x130x77mm)
DK1600G	Cable Junction Box, Empty (210x155x92mm)
DK2500G	Cable Junction Box, Empty (255x205x112mm)
DK3500G	Cable Junction Box, Empty (295x225x122mm)
DK5000G	Cable Junction Box, Empty (355x255x112mm)

SAFETY CIRCUITS - IP66 CABLE JUNCTION BOXES & ENCLOSURES - RED LID

DK0202R	Cable Junction Box with 5-Pole 4x2.5mm ² Terminal Block for safety circuits
DK0402R	Cable Junction Box with 5-Pole 4x2.5mm ² Terminal Block for safety circuits
DK0404R	Cable Junction Box with 5-Pole 4x4mm ² Terminal Block for safety circuits
DK0200R	Cable Junction Box, Empty for safety circuits (93x93x62mm)
DK0400R	Cable Junction Box, Empty for safety circuits (104x104x70mm)

IP54 CABLE JUNCTION BOXES & ENCLOSURES - GREY

DE9325	Cable Junction Box with 5-Pole 4x2.5mm Terminals (88x88x47mm)
DE9345	Cable Junction Box with 5-Pole 4x4mm Terminals (98x98x52mm)
DE9320	Cable Junction Box, Empty (88x88x47mm)
DE9340	Cable Junction Box, Empty (98x98x52mm)

CABLE JUNCTION BOXES & ENCLOSURES



IP65 ENCLOSURES - BLANK SIDES

K0100	Polycarbonate Enclosure, Clear Lid, Empty (300x150x170mm)
K0101	Polycarbonate Enclosure, Grey Lid, Empty (300x150x170mm)
K0200	Polycarbonate Enclosure, Clear Lid, Empty (300x300x170mm)
K0201	Polycarbonate Enclosure, Grey Lid, Empty (300x300x170mm)
K0300	Polycarbonate Enclosure, Clear Lid, Empty (450x300x170mm)
K0301	Polycarbonate Enclosure, Grey Lid, Empty (450x300x170mm)
K0400	Polycarbonate Enclosure, Clear Lid, Empty (600x300x170mm)
K0401	Polycarbonate Enclosure, Grey Lid, Empty (600x300x170mm)

CABLE JUNCTION BOX DIN-RAIL KITS

DKTS02	Cable Junction Box DIN-Rail set for Enclosures DK02... and KF02...
DKTS04	Cable Junction Box DIN-Rail set for Enclosures DK04... and KF04...
DKTS06	Cable Junction Box DIN-Rail set for Enclosures DK06... and KF06...
DKTS10	Cable Junction Box DIN-Rail set for Enclosures DK10... and KF10...
DKTS16	Cable Junction Box DIN-Rail set for Enclosures DK16... and KF16...
DKTS25	Cable Junction Box DIN-Rail set for Enclosures DK25... and KF25...
DKTS35	Cable Junction Box DIN-Rail set for Enclosures DK35... and KF35...
DKTS50	Cable Junction Box DIN-Rail set for Enclosures DK50... and KF50...

CABLE JUNCTION BOX TERMINAL PARTS

DKKL02	Cable Junction Box Terminal - 1.5-4mm²
DKKH02	Cable Junction Box Support for Terminal DKKL02
DKKL04	Cable Junction Box Terminal - 1.5-6mm²
DKKH04	Cable Junction Box Support for Terminal DKKL04
DKKL06	Cable Junction Box Terminal - 1.5-10mm²
DKKH06	Cable Junction Box Support for Terminal DKKL06
DKKS10	Cable Junction Box Terminal Set - 5-Pole - 2.5-16mm² Twin Terminals
DKKS16	Cable Junction Box Terminal Set - 5-Pole - 6-25mm² Twin Terminals
DKKS25	Cable Junction Box Terminal Set - 5-Pole - 6-35mm² Twin Terminals
DKKS35	Cable Junction Box Terminal Set - 5-Pole - 16-35mm² Twin Terminals
DKKS50	Cable Junction Box Terminal Set - 5-Pole - 16-50mm² Twin Terminals
DKL-04	Cable Junction Box Terminal 34 Amp 5-Pole Terminal

CABLE JUNCTION BOX REAR WALL SEALS

LDM25B	Cable Junction Box Cable Seal for rear wall - M25 - Black
LDM25G	Cable Junction Box Cable Seal for rear wall - M25 - Grey
LDM32B	Cable Junction Box Cable Seal for rear wall - M32 - Grey
LDM32G	Cable Junction Box Cable Seal for rear wall - M32 - Black

WEATHERPROOF UV STABLE ENCLOSURES



IP67 CABLE JUNCTION BOXES - GREY & WITH KNOCKOUTS

KF0402G	Cable Junction Box with 5-Pole 4x2.5mm ² Terminal Block (104x104x70mm)
KF0404G	Cable Junction Box with 5-Pole 4x4mm ² Terminal Block (104x104x70mm)
KF0604G	Cable Junction Box with 5-Pole 4x4mm ² Terminal Block (130x130x77mm)
KF0606G	Cable Junction Box with 5-Pole 4x6mm ² Terminal Block (130x130x77mm)
KF1006G	Cable Junction Box with 5-Pole 4x6mm ² Terminal Block (180x130x77mm)
KF1010G	Cable Junction Box with 5-Pole 4x10mm ² Terminal Block (180x130x77mm)
KF1610G	Cable Junction Box with 5-Pole 4x10mm ² Terminal Block (210x155x92mm)
KF1616G	Cable Junction Box with 5-Pole 4x16mm ² Terminal Block (210x155x92mm)
KF2525G	Cable Junction Box with 5-Pole 4x25mm ² Terminal Block (255x205x112mm)
KF3535G	Cable Junction Box with 5-Pole 4x35mm ² Terminal Block (295x225x122mm)
KF5050G	Cable Junction Box with 5-Pole 4x50mm ² Terminal Block (355x255x122mm)

IP67 ENCLOSURES - GREY & WITH KNOCKOUTS

KF0200G	Cable Junction Box Empty (93x93x62mm)
KF0400G	Cable Junction Box Empty (104x104x70mm)
KF0600G	Cable Junction Box Empty (130x130x77mm)
KF1000G	Cable Junction Box Empty (180x130x77mm)
KF1600G	Cable Junction Box Empty (210x155x92mm)
KF2500G	Cable Junction Box Empty (255x205x112mm)
KF3500G	Cable Junction Box Empty (295x225x122mm)
KF5000G	Cable Junction Box Empty (355x255x122mm)

IP67 CABLE JUNCTION BOXES - BLACK & WITH KNOCKOUTS

KF0202B	Cable Junction Box with 5-Pole 4x2.5mm ² Terminal Block (93x93x62mm)
KF0402B	Cable Junction Box with 5-Pole 4x2.5mm ² Terminal Block (104x104x70mm)
KF0404B	Cable Junction Box with 5-Pole 4x4mm ² Terminal Block (104x104x70mm)
KF0604B	Cable Junction Box with 5-Pole 4x4mm ² Terminal Block (130x130x77mm)
KF0606B	Cable Junction Box with 5-Pole 4x6mm ² Terminal Block (130x130x77mm)
KF1006B	Cable Junction Box with 5-Pole 4x6mm ² Terminal Block (180x130x77mm)
KF1010B	Cable Junction Box with 5-Pole 4x10mm ² Terminal Block (180x130x77mm)
KF1610B	Cable Junction Box with 5-Pole 4x10mm ² Terminal Block (210x155x92mm)
KF1616B	Cable Junction Box with 5-Pole 4x16mm ² Terminal Block (210x155x92mm)
KF2525B	Cable Junction Box with 5-Pole 4x25mm ² Terminal Block (255x205x112mm)
KF3535B	Cable Junction Box with 5-Pole 4x35mm ² Terminal Block (295x225x122mm)
KF5050B	Cable Junction Box with 5-Pole 4x50mm ² Terminal Block (355x255x122mm)

WEATHERPROOF UV STABLE ENCLOSURES



IP67 ENCLOSURES - BLACK & WITH KNOCKOUTS

KF0200B	Cable Junction Box Empty (93x93x62mm)
KF0400B	Cable Junction Box Empty (104x104x70mm)
KF0600B	Cable Junction Box Empty (130x130x77mm)
KF1000B	Cable Junction Box Empty (180x130x77mm)
KF1600B	Cable Junction Box Empty (210x155x92mm)
KF2500B	Cable Junction Box Empty (255x205x112mm)
KF3500B	Cable Junction Box Empty (295x225x122mm)
KF5000B	Cable Junction Box Empty (355x255x122mm)



IP67 ENCLOSURES - GREY & WITH PLAIN SIDES

KF0200H	Cable Junction Box Empty (93x93x62mm)
KF0400H	Cable Junction Box Empty (104x104x70mm)
KF0600H	Cable Junction Box Empty (130x130x77mm)
KF1000H	Cable Junction Box Empty (180x130x77mm)
KF1600H	Cable Junction Box Empty (210x155x92mm)
KF2500H	Cable Junction Box Empty (255x205x112mm)
KF3500H	Cable Junction Box Empty (295x225x122mm)
KF5000H	Cable Junction Box Empty (355x255x122mm)



IP67 ENCLOSURES - BLACK & WITH PLAIN SIDES

KF0200C	Cable Junction Box Empty (93x93x62mm)
KF0400C	Cable Junction Box Empty (104x104x70mm)
KF0600C	Cable Junction Box Empty (130x130x77mm)
KF1000C	Cable Junction Box Empty (180x130x77mm)
KF1600C	Cable Junction Box Empty (210x155x92mm)
KF2500C	Cable Junction Box Empty (255x205x112mm)
KF3500C	Cable Junction Box Empty (295x225x122mm)
KF5000C	Cable Junction Box Empty (355x255x122mm)

CABLE ENTRY



IP55 CABLE ENTRY

ESM16	Hensel Press-in Gland IP55-M16
ESM20	Hensel Press-in Gland IP55-M20
ESM25	Hensel Press-in Gland IP55-M25
ESM32	Hensel Press-in Gland IP55-M32
ESM40	Hensel Press-in Gland IP55-M40
STM16	Hensel Press-in Stepped Gland, IP55-M16
STM20	Hensel Press-in Stepped Gland, IP55-M20
STM25	Hensel Press-in Stepped Gland, IP55-M25
STM32	Hensel Press-in Stepped Gland, IP55-M32
STM40	Hensel Press-in Stepped Gland, IP55-M40
EVS-16	Connection Gland IP54 - Suitable for Joining Two Enclosures Together



IP65 CABLE ENTRY

EDK16	Hensel Press-in Gland, IP65-M16
EDK20	Hensel Press-in Gland, IP65-M20
EDK25	Hensel Press-in Gland, IP65-M25
EDK32	Hensel Press-in Gland, IP65-M32
EDK40	Hensel Press-in Gland, IP65-M40
EDR16	Hensel Press-in Conduit Adaptor, IP65-M16
EDR20	Hensel Press-in Conduit Adaptor, IP65-M20
EDR25	Hensel Press-in Conduit Adaptor, IP65-M25
EDR32	Hensel Press-in Conduit Adaptor, IP65-M32
EDR40	Hensel Press-in Conduit Adaptor, IP65-M40
AVS-16	Connection Gland IP65 - Suitable for Joining Two Enclosures Together



FIRE RATED GLANDS

AKMF20	Hensel Fire Rated Gland Set - Orange - M20 - IP66
AKMF25	Hensel Fire Rated Gland Set - Orange - M25 - IP66
AKMF32	Hensel Fire Rated Gland Set - Orange - M32 - IP66
AKMF40	Hensel Fire Rated Gland Set - Orange - M40 - IP66
EDKF20	Hensel Fire Rated Cable Entry Grommet - Orange - M20 - IP66
EDKF25	Hensel Fire Rated Cable Entry Grommet - Orange - M25 - IP66
EDKF32	Hensel Fire Rated Cable Entry Grommet - Orange - M32 - IP66
EDKF40	Hensel Fire Rated Cable Entry Grommet - Orange - M40 - IP66

FIRE RATED CABLE JUNCTION BOXES

TECHNICAL INFORMATION:

TESTED FOR FUNCTION IN THE EVENT OF A FIRE

For essential circuits, which must remain operational for a sufficient time during exposure to fire in accordance with the international regulations and standards governing fire protection requirements for cable installations

- Degree of protection: IP66/IP65
- Material: high-grade duroplastic or powder-coated sheet steel, colour : orange, RAL 2003, halogen free
- Connecting terminal made of ceramic with resistance to high temperatures



Ask for our new Hensel Fire Resistance in Electrical Installations Guidelines for Design brochure



IP66/IP65 FIRE RATED CABLE JUNCTION BOXES

FK0402	Fire Rated Cable Junction Box & 5-Pole 2.5mm ² Terminal Block (104x104x70mm)
FK0404	Fire Rated Cable Junction Box & 5-Pole 4mm ² Terminal Block (104x104x70mm)
FK0604	Fire Rated Cable Junction Box & 5-Pole 6mm ² Terminal Block (130x130x77mm)
FK0606	Fire Rated Cable Junction Box & 5-Pole 6mm ² Terminal Block (130x130x77mm)
FK1606	Fire Rated Cable Junction Box & 5-Pole 6mm ² Terminal Block (210x155x92mm)
FK1608	Fire Rated Cable Junction Box & 10-Pole 2.5mm ² Terminal Block (210x155x92mm)
FK1610	Fire Rated Cable Junction Box & 5-Pole 10mm ² Terminal Block (210x155x92mm)
FK1616	Fire Rated Cable Junction Box & 5-Pole 16mm ² Terminal Block (210x155x92mm)
FK6505	Fire Rated Cable Junction Box & 5-Pole 50mm ² Terminal Block - Orange Steel - IP65
FK5000	Fire Rated Communications Box without Terminals - Orange Steel - IP55
FK5110	Fire Rated Communications Box Terminal Set - LSA Technology - 10 Pairs
FK5120	Fire Rated Communications Box Terminal Set - LSA Technology - 20 Pairs
FK5210	Fire Rated Communications Box Terminal Set - Screw Connection - 10 Pairs
FK5220	Fire Rated Communications Box Terminal Set - Screw Connection - 20 Pairs

ENYSTAR MODULAR SWITCHBOARD SYSTEM



IP66 ENCLOSURES - CLEAR DOOR

FP0101	Enclosure Size 1 - Transparent Hinged Door for Tool Operation with Side Closing Plates - 276mm W x 186mm H x 163mm D
FP0211	Enclosure Size 2 - Transparent Hinged Door for Tool Operation with Side Closing Plates 276mm W x 366mm H x 163mm D
FP0311	Enclosure Size 3 - Transparent Hinged Door for Tool Operation with Side Closing Plates 276mm W x 546mm H x 163mm D
FP0401	Enclosure Size 4 - Transparent Hinged Door for Tool Operation with Side Closing Plates - 546mm W x 366 mm H x 163 mm D
FP0411	Enclosure Size 4 - Transparent Hinged Door for Tool Operation with Side Closing Plates - 366mm W x 546 mm H x 163 mm D
FP0141	Enclosure Size 1 – Transparent Hinged Door for Hand Operation with Side Closing Plates – 276mm W x 186mm H x 186mm D
FP0241	Enclosure Size 2 – Transparent Hinged Door for Hand Operation with Side Closing Plates – 276mm W x 366mm H x 186mm D
FP0341	Enclosure Size 3 – Transparent Hinged Door for Hand Operation with Side Closing Plates – 276mm W x 546mm H x 186mm D
FP0441	Enclosure Size 4 – Transparent Hinged Door for Hand Operation with Side Closing Plates – 546mm W x 366mm H x 186mm D

IP66 ENCLOSURES - GREY DOOR

FP0121	Enclosure Size 1 - Grey Hinged Door for Tool operation with Side Closing Plates - 276mm W x 186mm H x 163mm D
FP0231	Enclosure Size 2 - Grey Hinged Door for Tool Operation with Side Closing Plates - 276mm W x 366mm H x 163mm D
FP0331	Enclosure Size 3 - Grey Hinged door for Tool Operation with Side Closing Plates - 276mm W x 546mm H x 163mm D
FP0421	Enclosure Size 4 - Grey Hinged Door for Tool Operation with Side Closing Plates - 546mm W x 366 mm H x 163 mm D
FP0431	Enclosure Size 4 - Grey Hinged Door for Tool Operation with Side Closing Plates - 366mm W x 546 mm H x 163 mm D

IP66 ENCLOSURES - OTHER

FP1101	12 Way 100A Switchboard without Earth & Neutral Bars without Side Closing Plates - Size 1 Enclosure
FPCB210	Connection Box with Hinged Mounting Area for wall size 270mm - 180mm x 270mm x 158mm

IP66 CIRCUIT BREAKER ENCLOSURES WITHOUT E/N BARS

FP1105	12 Way 63A Switchboard without Earth & Neutral Bars with Side Closing Plates - Size 1 Enclosure
FP1215	24 Way 63A Switchboard without Earth & Neutral Bars with Side Closing Plates - Size 2 Enclosure
FP1315	36 Way 63A Switchboard without Earth & Neutral Bars with Side Closing Plates - Size 3 Enclosure
FP1415	51 Way 63A Switchboard without Earth & Neutral Bars with Side Closing Plates - Size 4 Enclosure

ENYSTAR MODULAR SWITCHBOARD SYSTEM



ENYSTAR E/N BARS

FPFC24	Earth & Neutral Bar for 24 Way Enclosure
FPFC36	Earth & Neutral Bar for 36 Way Enclosure



IP66 ENCLOSURE ACCESSORIES

FPZR20	Extension Frame for Enclosure Size 2 - increased installation depth by 50mm
FPZR30	Extension Frame for Enclosure Size 3 - increased installation depth of 50mm
FPZR40	Extension Frame for Enclosure Size 4 - increased installation depth by 50mm
FPTS27	DIN-Rail for Enclosure Sizes 1,2 and 3 - 216mm
FPTS36	DIN-Rail for Enclosure Sizes 2 and 4 - 306mm
FPTS54	DIN-Rail for Enclosure Sizes 3 and 4 - 486mm
FPDS02	DIN-Rail Spacer - set of 2 Spacers, height of 29.5mm or 53.5mm



MOUNTING PLATES & PROTECTION COVERS

FPMP10	Mounting Plate for Enclosure Size 1,2,3- 216mm W x 126mm H
FPMP20	Mounting Plate for Enclosure Size 2,3,4 - 216mm W x 306mm H
FPMP30	Mounting Plate for Enclosure size 3,4 - 216mm W x 486mm H
FPMP40	Mounting Plate for Enclosure Size 3 - 486mm W x 306mm H
FPBZ13	Fixing Screw - self tapping, 13mm
FPAP10	Protection Cover for Enclosure Size 1 - 220mm W x 130mm H
FPAP20	Protection Cover for Enclosure Size 2 - 220mm W x 310mm H
FPAP30	Protection Cover for Enclosure Size 3 - 220mm W x 490mm H
FPAP40	Protection Cover for Enclosure Size 4 - 490mm W x 310mm H



ENYSTAR CONSTRUCTION ACCESSORIES

FPTW18	Partition Plate to segregate Enclosures - 180mm
FPTW27	Partition Plate to segregate Enclosures - 270mm
FPTW36	Partition Plate to segregate Enclosures - 360mm
FPWT1	Wall Separator for connecting enclosures of different sizes
FPVP18	Side Closing Plate with Fixing Elements - 180mm
FPVP27	Side Closing Plate with Fixing Elements - 270mm
FPVP36	Side Closing Plate with Fixing Elements - 360mm
FPVM27	Metal Insert for 270mm Closing Plate for Earthing of Metal Glands
FPVM36	Metal Insert for 360mm Closing Plate for Earthing of Metal Glands



FLANGE PLATES

FPFG200	Flange Plate - Blank - 270mm
FPFG222	Flange Plate - Sealing Range of 6 to 30mm O/D Cables - 270mm
FPFM225	Flange Plate with knockouts M16 to M25 - 270mm
FPFG273	Flange Plate - 2 x 30 to 72mm O/D Cable - 270mm
FPFG300	Flange Plate - Blank - 360mm
FPFG331	Flange Plate - Sealing Range of 6 to 30mm O/D Cables - 360mm

ISKRA

Iskra is a globally recognised provider of intelligent Industrial solutions and cutting edge electromechanical products. Designed and manufactured in Slovenia, Iskra installation contactors are particularly suitable for switching, lighting, heat pumps, air-conditioning, and similar electrical equipment, and are also suitable for switching 1-Phase and three-phase electric motors. They excel in silent operation and are suitable for a variety of applications.



CONTACTORS

Installation contactors are electromagnetic switching devices for switching of all kinds of electric loads. They have one position of rest, capable of making, carrying and breaking currents under normal circuit conditions including operating overload conditions.

Latching Contactors (Bistable) are switching devices without power consumption in operating coil switch-on position with no hold coil consumption.



INSTALLATION CONTACTORS WITH MANUAL MOMENTARY CONTROL

IKA216-20-R(24VAC)	2-Pole 16 Amp NORMALLY OPEN Modular Contactor 400VAC Contacts with AUTO/OFF/MANUAL Control, 24VAC Coil
IKD216-20-R(24VAC/DC)	2-Pole 16 Amp NORMALLY OPEN Modular Contactor 400VAC Contacts with AUTO/OFF/MANUAL Control, 24VAC/DC Coil
IKA216-20-R(230VAC)	2-Pole 16 Amp NORMALLY OPEN Modular Contactor 400VAC Contacts with AUTO/OFF/MANUAL Control, 230VAC Coil
IKA416-30-R(230VAC)	3-Pole 16 Amp NORMALLY OPEN Modular Contactor 400VAC Contacts with AUTO/OFF/MANUAL Control, 230VAC Coil
IKA20-10-R(230VAC)	1-Pole 20 Amp NORMALLY OPEN Modular Contactor 400VAC Contacts with AUTO/OFF/MANUAL Control, 230VAC Coil
IKA232-10-R(230VAC)	1-Pole 32 Amp NORMALLY OPEN Modular Contactor 400VAC Contacts with AUTO/OFF/MANUAL Control, 230VAC Coil
IKA432-30-R(230VAC)	3-Pole 32 Amp NORMALLY OPEN Modular Contactor 400VAC Contacts with AUTO/OFF/MANUAL Control, 230VAC Coil



LATCHING CONTACTORS

BI216-20(24VAC)	2-Pole 16 Amp NORMALLY OPEN Latching Relay 400VAC Contacts, 24VAC Coil
BI216-20(24VDC)	2-Pole 16 Amp NORMALLY OPEN Latching Relay 400VAC Contacts, 24VDC Coil
BI216-20(230VAC)	2-Pole 16 Amp NORMALLY OPEN Latching Relay 400VAC Contacts, 230VAC Coil

CONTACTORS



20A CONTACTORS - 2-POLE

IKA20-20(24VAC)	2-Pole 20 Amp NORMALLY OPEN Modular Contactor 400VAC Contacts, 24VAC Coil
IKA20-20(230VAC)	2-Pole 20 Amp NORMALLY OPEN Modular Contactor 400VAC Contacts, 230VAC Coil
IKA20-02(230VAC)	2-Pole 20 Amp NORMALLY CLOSED Modular Contactor 400VAC Contacts, 230VAC Coil
IKD20-20(24VAC/DC)	2-Pole 20 Amp NORMALLY OPEN Modular Contactor 400VAC Contacts, 24VAC/DC Coil
IKD20-02(24VAC/DC)	2-Pole 20 Amp NORMALLY CLOSED Modular Contactor 400VAC Contacts, 24VAC/DC Coil



25A CONTACTORS

IKA225-11(24VAC)	2-Pole 25 Amp 1 x NORMALLY OPEN and 1 x NORMALLY CLOSED Modular Contactor 400VAC Contacts, 24VAC Coil
IKA225-11(230VAC)	2-Pole 25 Amp 1 x NORMALLY OPEN and 1 x NORMALLY CLOSED Modular Contactor 400VAC Contacts, 230VAC Coil
IKA225-20(24VAC)	2-Pole 25 Amp NORMALLY OPEN Modular Contactor 400VAC Contacts, 24VAC Coil
IKA225-20(230VAC)	2-Pole 25 Amp NORMALLY OPEN Modular Contactor 400VAC Contacts, 230VAC Coil
IKA225-02(230VAC)	2-Pole 25 Amp NORMALLY CLOSED Modular Contactor 400VAC Contacts, 230VAC Coil
IKA25-40(24VAC)	4-Pole 25 Amp NORMALLY OPEN Modular Contactor 400VAC Contacts, 24VAC Coil
IKA25-40(230VAC)	4-Pole 25 Amp NORMALLY OPEN Modular Contactor 400VAC Contacts, 230VAC Coil
IKA25-04(230VAC)	4-Pole 25 Amp NORMALLY CLOSED Modular Contactor 400VAC Contacts, 230VAC Coil
IKD225-20(24VAC/DC)	2-Pole 25 Amp NORMALLY OPEN Modular Contactor 400VAC Contacts, 24VAC/DC Coil
IKD225-11(24VAC/DC)	2-Pole 25 Amp 1 x NORMALLY OPEN and 1 x NORMALLY CLOSED Modular Contactor 400VAC Contacts, 24VAC/DC Coil
IKD225-02(24VAC/DC)	2-Pole 25 Amp NORMALLY CLOSED Modular Contactor 400VAC Contacts, 24VAC/DC Coil
IKD25-40(24VAC/DC)	4-Pole 25 Amp NORMALLY OPEN Modular Contactor 400VAC Contacts, 24VAC/DC Coil
IKD25-04(24VAC/DC)	4-Pole 25 Amp NORMALLY CLOSED Modular Contactor 400VAC Contacts, 24VAC/DC Coil



40A CONTACTORS

IKA240-20(230VAC)	2-Pole 40 Amp NORMALLY OPEN Modular Contactor 400VAC Contacts, 230VAC Coil
IKA40-40(24VAC)	4-Pole 40 Amp NORMALLY OPEN Modular Contactor 400VAC Contacts, 24VAC Coil
IKA40-40(230VAC)	4-Pole 40 Amp NORMALLY OPEN Modular Contactor 400VAC Contacts, 230VAC Coil
IK40-40(24VAC/DC)	4-Pole 40 Amp NORMALLY OPEN Modular Contactor 400VAC Contacts, 24VAC/DC Coil

CONTACTORS



63A CONTACTORS

IKA263-20(230VAC)	2-Pole 63 Amp NORMALLY OPEN Modular Contactor 400VAC Contacts, 230VAC Coil
IKA63-40(230VAC)	4-Pole 63 Amp NORMALLY OPEN Modular Contactor 400VAC Contacts, 230VAC Coil
IK63-40(24VAC/DC)	4-Pole 63 Amp NORMALLY OPEN Modular Contactor 400VAC Contacts, 24VAC/DC Coil

CONTACTOR ACCESSORIES

IKN02	2-Pole 6 Amp NORMALLY CLOSED Auxiliary Contact, 400VAC Contacts
IKN11	2-Pole 6 Amp 1 x NORMALLY OPEN, 1 x NORMALLY CLOSED Auxiliary Contact, 400VAC Contacts
IKN20	2-Pole 6 Amp NORMALLY OPEN Auxiliary Contact, 400VAC Contacts
IKV	Contactor Spacer Module, 9mm wide

MURRPLASTIK

Murrplastik is an international company with a global network of distributors who provide innovative solutions for your cable management and labelling needs. Their high-tech plastic products can be found in just about every industrial sector, ranging from the rail and automotive industry through toolmaking and mechanical engineering to electrical and medical engineering.



CABLE MARKER SLEEVES

High-quality, fully transparent label sleeves for labelling wires, cables and conduits. The KT sleeves are compatible with a variety of different markers. Sleeve sizes are available for cables with outer diameters of 1.3 – 23 mm² in a variety of lengths.

The sleeves are made from polyvinyl chloride and rated for temperatures from -40°C to 60 °C.



CABLE MARKER SLEEVES 12MM - 18MM

KT0/12	Cable Marker Sleeves - 12mm long for cable with outer diameter between 1.3 - 2.0mm - pkt of 2000
KT1/12	Cable Marker Sleeves - 12mm long for cable with outer diameter between 1.8 - 2.5mm - pkt of 2000
KT2/12	Cable Marker Sleeves - 12mm long for cable with outer diameter between 2.5 - 4.0mm - pkt of 2000
KT0/15	Cable Marker Sleeves - 15mm long for cable with outer diameter between 1.3 - 2.0mm - pkt of 2000
KT1/15	Cable Marker Sleeves - 15mm long for cable with outer diameter between 1.8 - 2.5mm - pkt of 2000
KT3/15	Cable Marker Sleeves - 15mm long for cable with outer diameter between 4.0 - 6.5mm - pkt of 1000
KT2/15	Cable Marker Sleeves - 15mm long for cable with outer diameter between 2.5 - 4.0mm - pkt of 2000
KT4/15	Cable Marker Sleeves - 15mm long for cable with outer diameter between 6.0 - 10.0mm - pkt of 1000
KT5/15	Cable Marker Sleeves - 15mm long for cable with outer diameter between 9.0 - 15.0mm - pkt of 1000
KT6/15	Cable Marker Sleeves - 15mm long for cable with outer diameter between 15.0 - 23.0mm - pkt of 500
KT0/18	Cable Marker Sleeves - 18mm long for cable with outer diameter between 1.3 - 2.0mm - pkt of 2000
KT1/18	Cable Marker Sleeves - 18mm long for cable with outer diameter between 1.8 - 2.5mm - pkt of 2000
KT2/18	Cable Marker Sleeves - 18mm long for cable with outer diameter between 2.5 - 4.0mm - pkt of 2000



CABLE MARKER SLEEVES 23MM - 30MM

KT0/23	Cable Marker Sleeves - 23mm long for cable with outer diameter between 1.3 - 2.0mm - pkt of 2000
KT1/23	Cable Marker Sleeves - 23mm long for cable with outer diameter between 1.8 - 2.5mm - pkt of 2000
KT2/23	Cable Marker Sleeves - 23mm long for cable with outer diameter between 2.5 - 4.0mm - pkt of 1000
KT3/23	Cable Marker Sleeves - 23mm long for cable with outer diameter between 4.0 - 6.5mm - pkt of 1000
KT4/23	Cable Marker Sleeves - 23mm long for cable with outer diameter between 6.0 - 10.0mm - pkt of 1000
KT0/30	Cable Marker Sleeves - 30mm long for cable with outer diameter between 1.3 - 2.0mm - pkt of 1000
KT1/30	Cable Marker Sleeves - 30mm long for cable with outer diameter between 1.8 - 2.5mm - pkt of 1500
KT2/30	Cable Marker Sleeves - 30mm long for cable with outer diameter between 2.5 - 4.0mm - pkt of 1000

OBO BETTERMANN

With more than 30,000 products, OBO Bettermann is one of the largest privately owned manufacturers in Europe and has the largest global product range in overvoltage protection systems. They manufacture to the latest international standards and have their own in-house lightning generator. Check out their extensive range of connection and fastening products as well as cable duct and trunking systems.



SURGE PROTECTION MADE EASY - SELECTION GUIDE

ACCORDING TO AS/NZS1768:2007 (IEC 60364-4-44 AND IEC 60364-5-53)

Application	Situation	Main Switchboard	Sub-distribution from main switchboard > 10 m	Device as close as possible to device
	Residential buildings  Without external lightning protection system	V20-1-280 V20-1+FS-280 V20-3-280 V20-3+FS-280	V20-1+NPE-280 V20-1+NPE+FS-280 V20-3+NPE-280 V20-3+NPE+FS-280	USM-A Built-in protection 
	Residential & commercial buildings    Buildings with external lightning protection, exposed supply, earthed structure	V50-1-280 V50-1+FS-280 V50-3-280 V50-3+FS-280	Alternatively V10-C/3+NPE V10-C/3+NPE+FS	USM-20-230HP+PE LED Lighting protection 
	Industrial buildings, computer centres, hospitals  lightning protection classes I to IV	MCF75-3+FS PS3-B+C/TNC  	Alternatively V10Compact Series 	VF Series Protection 

LIGHTNING & SURGE PROTECTION



MC SERIES - COARSE OR TYPE 1 ARRESTORS

MC50-B	Multi-Carbon Spark Gap Lightning Controller - 1-Pole - 50kA (10/350)
MC50-B/3	Multi-Carbon Spark Gap Lightning Controller - 3-Pole - 150kA (10/350)
MC50-B/3+1	Multi-Carbon Spark Gap Lightning Controller - 4-Pole - 125kA (10/350)
MC125-B/NPE	NPE Lightning Controller - 125kA (10/350)
MC-V3	Copper Bridge 16mm ² for MC Arrestors - 3-Pole
MC-V4	Copper Bridge 16mm ² for MC Arrestors - 4-Pole
LC63	Lightning Co-ordinator - 63 Amp



MCD SERIES - COMBINED COARSE & MEDIUM - TYPE 1 & 2 ARRESTORS

MCD50-B	Multi-Carbon Type 1 & 2 Arrestor - 1-Pole - 50kA (10/350)
MCD50-B-OS	Multi-Carbon Type 1 & 2 Arrestor - 1-Pole with Indication - 50kA (10/350)
MCD50-B/3	Multi-Carbon Type 1 & 2 Arrestor - 3-Pole - 150kA (10/350)
MCD50-B/3+1	Multi-Carbon Type 1 & 2 Arrestor - 4-Pole - 125kA (10/350)
MCD125-B/NPE	NPE Lightning Controller - 125kA (10/350)
PS3-B+C/TNC	3-Pole Protection Set - 100kA (10/350)
PS3-B+C/TNC+FS	3-Pole Protection Set with Remote Signalling - 100kA (10/350)
PS4-B+C/TT+TNS	4-Pole Protection Set - 100kA (10/350)
PS4-B+C/TNS+FS	4-Pole Protection Set with Remote Signalling - 100kA (10/350)
PS2-B+C/TT+TNS	2-Pole Protection Set - 100kA (10/350)
MC-V3	Copper Bridge 16mm ² for MC Arrestors - 3-Pole
MC-V4	Copper Bridge 16mm ² for MC Arrestors - 4-Pole



MCF SERIES - COMBINED COARSE & MEDIUM - TYPE 1 & 2 ARRESTORS

MCF75-3+FS	3-Pole Combination Arrestor with Remote Signalling - 75kA (10/350)
MCF100-3+NPE+FS	4-Pole Combination Arrestor with Remote Signalling - 100kA (10/350)



LIGHTNING & SURGE PROTECTION



V50 SERIES - COMBINED COARSE & MEDIUM - TYPE 1 & 2 ARRESTORS

V50-1-280	1-Pole Surge & Lightning Arrestor - 50kA (8/20)
V50-1+FS-280	1-Pole Arrestor with Remote Signalling - 50kA (8/20)
V50-1+NPE-280	1-Pole Arrestor with NPE Protection - 80kA (8/20)
V50-1+NPE+FS-280	1-Pole Arrestor with NPE & Remote Signalling - 80kA (8/20)
V50-2+NPE-280	2-Pole Arrestor with NPE Protection - 80kA (8/20)
V50-3-280	3-Pole Surge & Lightning Arrestor - 120kA (8/20)
V50-3+FS-280	3-Pole Arrestor with Remote Signalling - 120kA (8/20)
V50-3+NPE-280	3-Pole Arrestor with NPE Protection - 80kA (8/20)
V50-3+NPE+FS-280	3-Pole Arrestor with NPE & Remote Signalling - 80kA (8/20)
V50-4-280	4-Pole Surge & Lightning Arrestor - 160kA (8/20)
V50-4+FS-280	4-Pole Arrestor with Remote Signalling - 160kA (8/20)
V50-0-280	V50 Replacement Module
C50-0-255	V50 Type NPE Replacement Module



V20 SERIES - MEDIUM - TYPE 2 ARRESTORS

V20-1-280	1-Pole Surge Arrestor - 40kA (8/20)
V20-1+FS-280	1-Pole Arrestor with Remote Signalling - 40kA (8/20)
V20-1+NPE-280	1-Pole Arrestor with NPE Protection - 60kA (8/20)
V20-1+NPE+FS-280	1-Pole Arrestor with NPE & Remote Signalling - 60kA (8/20)
V20-2-280	2-Pole Arrestor - 80kA (8/20)
V20-2+FS-280	2-Pole Arrestor with Remote Signalling - 80kA (8/20)
V20-2+NPE-280	2-Pole Arrestor with NPE Protection - 60kA (8/20)
V20-2+NPE+FS-280	2-Pole Arrestor with NPE & Remote Signalling - 60kA (8/20)
V20-3-280	3-Pole Surge Arrestor - 120kA (8/20)
V20-3+FS-280	3-Pole Arrestor with Remote Signalling - 120kA (8/20)
V20-3+NPE-280	3-Pole Arrestor with NPE Protection - 60kA (8/20)
V20-3+NPE+FS-280	3-Pole Arrestor with NPE & Remote Signalling - 60kA (8/20)
V20-4-280	4-Pole Surge & Lightning Arrestor - 160kA (8/20)
V20-4+FS-280	4-Pole Arrestor with Remote Signalling - 160kA (8/20)
V20-0-280	V20 Replacement Module
C20-0-255	V20 Type NPE Replacement Module



V20-C SERIES - MEDIUM - TYPE 2 ARRESTORS WITH SPECIAL REMOTE SIGNALLING

V20-C/2+AS	2-Pole Arrestor with Audible Signal - 40kA (8/20)
V20-C/3+AS	3-Pole Arrestor with Audible Signal - 60kA (8/20)
V20-C/4+AS	4-Pole Arrestor with Audible Signal - 80kA (8/20)
V20-C/3+NPE-AS	3-Pole Arrestor & NPE with Audible Signal - 80kA (8/20)
V20-C/3+FS-SU	3-Pole Arrestor with Function Monitoring - 60kA (8/20)
V20-C/4+FS-SU	4-Pole Arrestor with Function Monitoring - 80kA (8/20)

SURGE PROTECTION



V10-C SERIES - MEDIUM & FINE - TYPE 2 & 3 ARRESTORS

V10-C/1	1-Pole Arrestor - 20kA (8/20)
V10-C/2	2-Pole Arrestor - 20kA (8/20)
V10-C/3	3-Pole Arrestor - 40kA (8/20)
V10-C/4	4-Pole Arrestor - 40kA (8/20)
V10-C/1+NPE	1-Pole Arrestor & NPE Spark Discharge - 20kA (8/20)
V10-C/2+NPE	2-Pole Arrestor & NPE Spark Discharge - 20kA (8/20)
V10-C/3+NPE	3-Pole Arrestor & NPE Spark Discharge - 40kA (8/20)
V10-C/1+FS	1-Pole Arrestor with Remote Signalling - 20kA
V10-C/2+FS	2-Pole Arrestor with Remote Signalling - 20kA
V10-C/3+FS	3-Pole Arrestor with Remote Signalling - 40kA
V10-C/1+NPE+FS	1-Pole Arrestor & NPE with Remote Signalling - 20kA
V10-C/2+NPE+FS	2-Pole Arrestor & NPE with Remote Signalling - 20kA
V10-C/3+NPE+FS	3-Pole Arrestor & NPE with Remote Signalling - 40kA (8/20)
V10-C/0-280	Replacement Module 1-Pole - 280V

V10 COMPACT SERIES - MEDIUM & FINE - TYPE 2 & 3 ARRESTORS

V10 Compact	V10 Arrestor Set - 3-Phase Neutral & Earth - 255V - 60kA (8/20)
V10 Compact-FS	V10 Arrestor Set with Remote Signalling - 3~/N/E - 255V - 60kA (8/20)
V10 Compact-AS	V10 Arrestor Set with Audible Signal - 3~/N/E - 255V - 60kA (8/20)
VB-V10 Compact 200	Connection Bridge 200mm for V10 Compact Products
VB-V10 Compact 400	Connection Bridge 400mm for V10 Compact Products

VF SERIES - FINE - TYPE 3 ARRESTORS

VF12-AC/DC	1-Pole Surge Arrestor - 12VAC/DC - 20 Amp
VF24-AC/DC	1-Pole Surge Arrestor - 24VAC/DC - 20 Amp
VF48-AC/DC	1-Pole Surge Arrestor - 48VAC/DC - 20 Amp
VF60-AC/DC	1-Pole Surge Arrestor - 60VAC/DC - 20 Amp
VF110-AC/DC	1-Pole Surge Arrestor - 110VAC/DC - 20 Amp
VF230-AC/DC	1-Pole Surge Arrestor - 230VAC/DC - 20 Amp
VF24-AC/DC-FS	1-Pole Arrestor with Remote Signalling - 24VAC/DC - 20 Amp
VF110-AC/DC-FS	1-Pole Arrestor with Remote Signalling - 110VAC/DC - 20 Amp
VF230-AC-FS	1-Pole Arrestor with Remote Signalling - 230VAC - 20 Amp

BUILT IN SERIES - FINE - TYPE 3 ARRESTORS & LED STREET LIGHT PROTECTION

KNS-D	Flush Box Installed Fine Protection
ÜSM-A	Surge Protection for Socket Outlets with Audible Signal
ÜSM-A-2	Surge Protection for Socket Outlets with Audible Signal - V Connection
ÜSM-LED-230	LED Light Fitting Protection
ÜSM-20-230I1P+PE	LED Street Light Protection - 20kA
ÜSM-10-230I1P+PE	LED Street Light Protection - 10kA

OBO - A COMPLETE SYSTEM

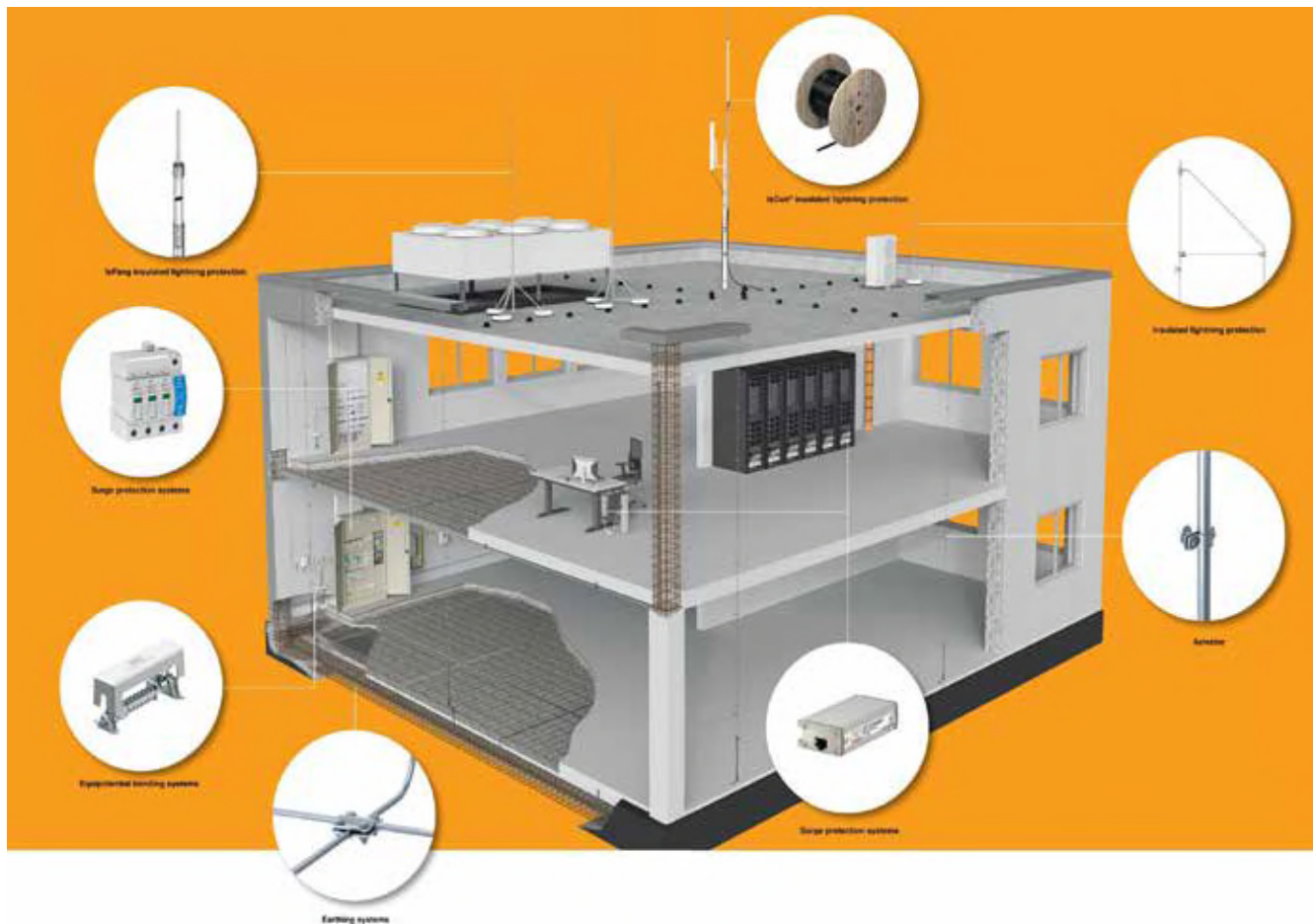
TESTING SURGE & LIGHTNING PROTECTION COMPONENTS

The BET Test Centre was founded in 1995 and possesses a lightning current generator for lightning current tests of up to 200 kA and a hybrid generator for surge current tests of up to 20 kV. The lightning current generator is used to test products from the lightning and surge protection systems product range.



This generator can release 250kJ of electrical energy which is the energy you would need to fire a 10kg ball 2.55km vertically into the sky. The same energy would also raise the temperature of a litre of water by almost 60 °C in just one millisecond - much faster than you can read this sentence. The hybrid generator is used to test data cable protection devices as well as all kinds of cable routing and cable support systems up to lengths of eight metres.

COMPLETE PROTECTION SYSTEM FROM OBO



SOLAR PROTECTION SYSTEMS



PV TYPE 1 & 2 ARRESTORS

V-PV-T1+2-1000	Lightning and Surge Protection to 1000VDC
V-PV-T1+2-1000FS	Lightning and Surge Protection to 1000VDC with Remote Signalling
V-PV-T1+2-1500	Lightning and Surge Protection to 1500VDC
V-PV-T1+2-1500FS	Lightning and Surge Protection to 1500VDC with Remote Signalling
V25-B+C/3-PH900	Lightning and Surge Protection to 900VDC
V25-B+C/3PHFS900	Lightning and Surge Protection to 900VDC with Remote Signalling
V25-B+C/0-450PV	Replacement Module for 900VDC Arrestor - 450VDC
V20-C/U-3PH-Y	PV 3-Pole Surge Arrestor Base
V20-C/U-3PH-Y-FS	PV 3-Pole Surge Arrestor Base with Remote Signalling



PV TYPE 2 ARRESTORS

V-PV-T2-1500	Surge Protection to 1500VDC
V-PV-T2-1500FS	Surge Protection to 1500VDC with Remote Signalling
V20-C/3-PH-600	Photovoltaic Surge Arrestor, 3-Pole, 600VDC
V20-C/3PHFS-600	Photovoltaic Surge Arrestor with Remote Signalling, 3-Pole, 600VDC
V20-C/3-PH-1000	Photovoltaic Surge Arrestor, 3-Pole, 1000VDC
V20-C/3PHFS-1000	Photovoltaic Surge Arrestor with Remote Signalling, 3-Pole, 1000VDC
V20-C/0-300PV	Replacement Module for 600VDC Arrestor, 300VDC
V20-C/0-500PV	Replacement Module for 1000VDC Arrestor, 500VDC
V20-C/U-3PH-Y	PV 3-Pole Surge Arrestor Base
V20-C/U-3PH-Y-FS	PV 3-Pole Surge Arrestor Base with Remote Signalling

DATA & COMMUNICATION PROTECTION



DATA COMBINATION ARRESTORS

TD-2D-V	Combination Protection Device - VDSL, DSL, IP, ISDN or Analogue
TD-4/I	Combination Protection Device - DSL, IP, ISDN or Analogue
TD-2/D-HS	Combination Protection Device - DSL, IP, ISDN or Analogue
SC-Tele/4-C-G	Combination Protection Device for Point of Entry - IP54
RJ11-Tele/4-C	Combined Protection Device with RJ11 Connections
RJ11-Tele/4-F	Precision Protection Device with RJ11 Connections
RJ45-Tele/4-C	Combined Protection Device with RJ45 Connections
RJ45-Tele/4-F	Precision Protection Device with RJ45 Connections



LSA PLUS SYSTEM

LSA-M	LSA Plus Base
LSA-A-LEI	LSA Plus Connection Block suitable for LSA-B-MAG Arrestor
LSA-T-LEI	LSA Plus Connection Block suitable for both LSA-B-MAG & LSA-BF Arrestors
LSA-B-MAG	LSA Basic Protection Arrestor Block 10 Channel
LSA-E	LSA Earthing Strip for LSA-BF Arrestors
LSA-BF-24	LSA 24 V Combined Protection Device Single Channel
LSA-BF-180	LSA 180 V Combined Protection Device Single Channel
LSA-G	Protective housing for a LSA 10



COAX PROTECTION

DS-Nm/w	Basic Coaxial Protection Device for HF Technology, 0 - 5.3 GHz
DS-BNCm/w	BNC Coaxial Protection Device, 0 - 2.2 GHz
S-UHFm/w	Coaxial Protection Device for UHF Technology, 0 - 1.3 GHz

DATA & CONTROL PROTECTION



NETWORK ARRESTORS

ND-CAT6A/EA	High Speed Network Protection Class EA/CAT6A with POE (up to 1 Amp)
RJ45S-ATM/8-F	Universal Fine Data Line Protection Device with RJ45 Connections
ND-CAT6A/E-B	Network Protection Type 1 with POE (up to 1 Amp)
ND-CAT6A/E-F	Network Protection Type 2 & 3 with POE (up to 1 Amp)

SERIAL INTERFACE PROTECTION

SD09-V24-9	Serial Cable Protection - D-SUB 9-Pole Connection RS232
SD09-V11-9	Serial Cable Protection - D-SUB 9-Pole Connection RS485



MCR PROTECTION

TKS-B	Basic Protection Device for MCR and Telecommunication Systems
FLD 5	Lightning Barrier for Measurement & Control Connections - 5V
FLD 24	Lightning Barrier for Measurement & Control Connections - 24V
FLD 60	Lightning Barrier for Measurement & Control Connections - 60V
FLD 110	Lightning Barrier for Measurement & Control Connections - 110V
FRD 24	Lightning Barrier for Measurement & Control Connections - 24V
FRD 48	Lightning Barrier for Measurement & Control Connections - 48V
FRD 110	Lightning Barrier for Measurement & Control Connections - 110V
FRD 5 HF	Lightning Barrier for High Frequency Measurement Connections - 5V
FRD 24 HF	Lightning Barrier for High Frequency Measurement Connections - 24V



MDP SERIES MULTI-CABLE PROTECTION

MDP-2/D-5-T	Terminal Lightning Barrier, 5V, 2-Pole
MDP-3/D-5-T	Terminal Lightning Barrier, 5V, 3-Pole
MDP-4/D-5-T	Terminal Lightning Barrier, 5V, 4-Pole
MDP-2/D-24-T	Terminal Lightning Barrier, 24V, 2-Pole
MDP-3/D-24-T	Terminal Lightning Barrier, 24V, 3-Pole
MDP-4/D-24-T	Terminal Lightning Barrier, 24V, 4-Pole
MDP-2/D-48-T	Terminal Lightning Barrier, 48V, 2-Pole
MDP-3/D-48-T	Terminal Lightning Barrier, 48V, 3-Pole
MDP-4/D-48-T	Terminal Lightning Barrier, 48V, 4-Pole
VB-MDP/10-MD	MDP Series Connection Bridge, 10-Pole
LFC	Life Control Tester for the MDP Lightning Barriers

DATA & CONTROL PROTECTION



MDP SERIES MULTI-CABLE PROTECTION (EX)

MDP-4-D-5-EX	Terminal Lightning Barrier for EX MCR Circuits - 5V, 4-Pole
MDP-4-D-24-EX	Terminal Lightning Barrier for EX MCR Circuits - 24V, 4-Pole
MDP-4-D48-EX	Terminal Lightning Barrier for EX MCR Circuits - 48V, 4-Pole



EARTH SYSTEM SPARK GAP ARRESTORS (EX)

480-180	Spark Gap Arrestor (EX)- closed type with 180mm leads
480-250	Spark Gap Arrestor (EX)- closed type with 250mm leads
480-350	Spark Gap Arrestor (EX)- closed type with 350mm leads
481	Spark Gap Arrestor



PETROL FIELD PROTECTOR (EX)

FDB-2-24-M	Petrol Field Protector - 24V, 2-Pole, M20 Thread
FDB-2-24-N	Petrol Field Protector - 24V, 2-Pole, 1/2" NPT Thread
FDB-3-24-M	Petrol Field Protector - 24V, 3-Pole, M20 Thread
FDB-3-24-N	Petrol Field Protector - 24V, 3-Pole, 1/2" NPT Thread



Please ask for a copy of the OBO Bettermann Lightning And Surge Voltage Protection catalogue.

STRIP CONNECTORS - ENCLOSURES - DIN-RAIL



STRIP CONNECTORS

OBO-72/CE	12-Way Strip Connector, Size 1.5-4mm ² 24 Amp
OBO-74/CE	12-Way Strip Connector, Size 1.5-6mm ² 32 Amp
OBO-76/CE	12-Way Strip Connector, Size 2.5-10mm ² 41 Amp
OBO-78/CE	12-Way Strip Connector, Size 4-16mm ² 76 Amp
OBO-79/CE	12-Way Strip Connector, Size 6-25mm ² 101 Amp
OBO-80/CE	12-Way Strip Connector, Size 10-35mm ² 125 Amp



ENCLOSURES

OBO-A6	Junction Box Empty, 80x43x34mm deep, IP55
OBO-A8	Junction Box Empty, 75x75x36mm deep, IP55
OBO-A11	Junction Box Empty, 85x85x40mm deep, IP55
OBO-A14	Junction Box Empty, 100x100x40mm deep, IP55
OBO-A18	Junction Box Empty, 125x100x40mm deep, IP55
OBO-A84	Junction Box including Terminals, 4-Pole 32 Amp, IP55
OBO-A184	Junction Box including Terminals, 4-Pole 32 Amp, IP55



RAIL SYSTEMS - ELECTROGALVANISED TRANSPARENTLY PASSIVATED STEEL

2069GTP/2M	DIN-Rail - 35x7.5mm - 2m
2069GTPL/2M	Slotted DIN-Rail - 35x7.5mm - 2m
2069GTPL/1M	Slotted DIN-Rail - 35x7.5mm - 1m
2069GTP/15/1.5/2M	DIN-Rail - 35x15x1.5mm - 2m
2069GTPL/15/1.5/2M	Slotted DIN-Rail - 35x15x1.5mm - 2m
2069GTP/15/2.2/2M	DIN-Rail - 35x15x2.2mm - 2m
2069GTPL/15/2.2/2M	Slotted DIN-Rail - 35x15x2.2mm - 2m
46277GTP/2M	"Mini" DIN-Rail - 15x5mm - 2m

CATALOGUES & SOLUTION GUIDES

OBO Bettermann are able to help you select the right product for your project. Their professionally laid out catalogues include a planners section which assists with important basic information. Their solution guides give the project designer important information concerning specific applications.

Below are a selection of the guides available - see our website www.mardag.co.nz



Solutions for
Data Centres



Solutions for the
Food Industry



Solutions for Health
Care Sector



Solutions for
Power Stations



Solutions for
Ship Construction



Solutions for
Solar Systems



Solutions for Airports
and Railway Stations



Solutions for the
Manufacturing Industry



Solutions for
Commercial Buildings



Solutions for
Wind Power

SWITCHBOARD SLOTTED TRUNKING

TECHNICAL INFORMATION



Superb quality ensures soft burr-free slots preventing cable damage even in high vibration situations.



True to size manufacturing means easy mounting and removal of cover despite a tight shake resistant fit.



Choosing the lobed version ensures the installed wires do not fall out.



The fingers have predetermined breaking points that are much more defined to allow easy break-out.



Additional breaking point in the floor of the trunking can be used even when the duct is already fixed in place.



This avoids loss of volume and speeds up installation.

All sizes are internal dimensions.



OPEN SLOTTED SWITCHBOARD TRUNKING

Code	Description	Lengths/Box
LK4 15015	Duct Height 15mm x Width 15mm - Length 2 Metres	36
LK4 30015	Duct Height 30mm x Width 15mm - Length 2 Metres	20
LK4 30025	Duct Height 30mm x Width 25mm - Length 2 Metres	24
LK4 40025	Duct Height 40mm x Width 25mm - Length 2 Metres	24
LK4 40040	Duct Height 40mm x Width 40mm - Length 2 Metres	18
LK4 40060	Duct Height 40mm x Width 60mm - Length 2 Metres	12
LK4 60025	Duct Height 60mm x Width 25mm - Length 2 Metres	16
LK4 60040	Duct Height 60mm x Width 40mm - Length 2 Metres	12
LK4 60060	Duct Height 60mm x Width 60mm - Length 2 Metres	16
LK4 60080	Duct Height 60mm x Width 80mm - Length 2 Metres	12
LK4 60100	Duct Height 60mm x Width 100mm - Length 2 Metres	8
LK4 60120	Duct Height 60mm x Width 120mm - Length 2 Metres	4
LK4 80025	Duct Height 80mm x Width 25mm - Length 2 Metres	16
LK4 80040	Duct Height 80mm x Width 40mm - Length 2 Metres	12
LK4 80060	Duct Height 80mm x Width 60mm - Length 2 Metres	12
LK4 80080	Duct Height 80mm x Width 80mm - Length 2 Metres	8
LK4 80100	Duct Height 80mm x Width 100mm - Length 2 Metres	8
LK4 80120	Duct Height 80mm x Width 120mm - Length 2 Metres	4
LKV 10037	Duct Height 100mm x Width 37.5mm - Length 2 Metres	16
LKV 10050	Duct Height 100mm x Width 50mm - Length 2 Metres	12
LKV 10075	Duct Height 100mm x Width 75mm - Length 2 Metres	8
LKV 100100	Duct Height 100mm x Width 100mm - Length 2 Metres	4

SWITCHBOARD SLOTTED TRUNKING



OPEN SLOTTED SWITCHBOARD TRUNKING WITH LOBES

Code	Description	Lengths/Box
LK4/N 60025	Duct Height 60mm x Width 25mm - Length 2 Metres - with Lobes	16
LK4/N 60040	Duct Height 60mm x Width 40mm - Length 2 Metres - with Lobes	12
LK4/N 60060	Duct Height 60mm x Width 60mm - Length 2 Metres - with Lobes	16
LK4/N 60080	Duct Height 60mm x Width 80mm - Length 2 Metres - with Lobes	12
LK4/N 60100	Duct Height 60mm x Width 100mm - Length 2 Metres - with Lobes	8
LK4/N 60120	Duct Height 60mm x Width 120mm - Length 2 Metres - with Lobes	4
LK4/N 80025	Duct Height 80mm x Width 25mm - Length 2 Metres - with Lobes	16
LK4/N 80040	Duct Height 80mm x Width 40mm - Length 2 Metres - with Lobes	12
LK4/N 80060	Duct Height 80mm x Width 60mm - Length 2 Metres - with Lobes	12
LK4/N 80080	Duct Height 80mm x Width 80mm - Length 2 Metres - with Lobes	8
LK4/N 80100	Duct Height 80mm x Width 100mm - Length 2 Metres - with Lobes	8
LK4/N 80120	Duct Height 80mm x Width 120mm - Length 2 Metres - with Lobes	4
LKV/N 10037	Duct Height 100mm x Width 37.5mm - Length 2 Metres - with Lobes	16
LKV/N 10050	Duct Height 100mm x Width 50mm - Length 2 Metres - with Lobes	12
LKV/N 10075	Duct Height 100mm x Width 75mm - Length 2 Metres - with Lobes	8
LKV/N 100100	Duct Height 100mm x Width 100mm - Length 2 Metres - with Lobes	4

ACCESSORIES



LK4/H	Cable Retaining Clamp for LK4 Type Trunking
LKV/H	Cable Retaining Clamp for LKV Type Trunking
KSN 2	Fixing Plastic Rivet - 6mm - packet of 100
LK4/D 15	Spare Duct Cover or Trunking Lid - 15mm wide
LK4/D 25	Spare Duct Cover or Trunking Lid - 25mm wide
LK4/D 40	Spare Duct Cover or Trunking Lid - 40mm wide
LK4/D 60	Spare Duct Cover or Trunking Lid - 60mm wide
LK4/D 80	Spare Duct Cover or Trunking Lid - 80mm wide
LK4/D 100	Spare Duct Cover or Trunking Lid - 100mm wide - only for LK4 Models
LK4/D 120	Spare Duct Cover or Trunking Lid - 120mm wide
LKV/D 37	Spare Duct Cover or Trunking Lid - 37mm wide
LKV/D 50	Spare Duct Cover or Trunking Lid - 50mm wide
LKV/D 75	Spare Duct Cover or Trunking Lid - 75mm wide
LKV/D 100	Spare Duct Cover or Trunking Lid - 100mm wide - only for LKV Models
SG 2545	Cutting Tool with 80mm Blade - Quick & Easy Trunking Cutter
DC-125	Table Mounted Duct Cutter

MESH CABLE TRAY



CABLE TRAY - SIDE HEIGHT 35MM - GALVANISED

GRM35-50G	Tray Width 50mm - Approved Load of 0.25kN/m - 3m
GRM35-100G	Tray Width 100mm - Approved Load of 0.25kN/m - 3m



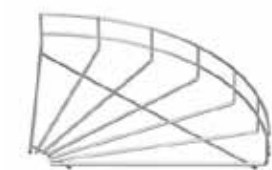
CABLE TRAY - SIDE HEIGHT 55MM - GALVANISED

GRM55-50G	Tray Width 50mm - Approved Load of 0.35kN/m - 3m
GRM55-100G	Tray Width 100mm - Approved Load of 0.35kN/m - 3m
GRM55-150G	Tray Width 150mm - Approved Load of 0.35kN/m - 3m
GRM55-200G	Tray Width 200mm - Approved Load of 0.35kN/m - 3m
GRM55-300G	Tray Width 300mm - Approved Load of 0.7kN/m - 3m
GRM55-400G	Tray Width 400mm - Approved Load of 0.9kN/m - 3m
GRM55-500G	Tray Width 500mm - Approved Load of 0.9kN/m - 3m
GRM55-600G	Tray Width 600mm - Approved Load of 0.9kN/m - 3m



CABLE TRAY - SIDE HEIGHT 105MM - GALVANISED

GRM105-100G	Tray Width 100mm - Approved Load of 0.8kN/m - 3m
GRM105-200G	Tray Width 200mm - Approved Load of 1.0kN/m - 3m
GRM105-300G	Tray Width 300mm - Approved Load of 1.6kN/m - 3m
GRM105-400G	Tray Width 400mm - Approved Load of 1.6kN/m - 3m
GRM105-500G	Tray Width 500mm - Approved Load of 1.6kN/m - 3m
GRM105-600G	Tray Width 600mm - Approved Load of 1.6kN/m - 3m



90° BENDS - SIDE HEIGHT 55MM - GALVANISED

GRB90-510G	90° Bend for Tray Width 100mm
GRB90-515G	90° Bend for Tray Width 150mm
GRB90-520G	90° Bend for Tray Width 200mm
GRB90-530G	90° Bend for Tray Width 300mm
GRB90-540G	90° Bend for Tray Width 400mm
GRB90-550G	90° Bend for Tray Width 500mm
GRB90-560G	90° Bend for Tray Width 600mm



BARRIER STRIP

TSG45FS	Clip-In Galvanised Separation Barrier Strip - Side Height of 55 - 3m
TSGVA2	Barrier Strip Connector - Stainless Steel
KSGRA2	Barrier Strip Hold-Down Clamp - Stainless Steel

MESH CABLE TRAY



WALL & CEILING BRACKETS - SIDE HEIGHT 35MM & 55MM - GALVANISED

TPDG145FS	Wall and Ceiling Brackets with Magic Connection System - 100mm wide
TPDG195FS	Wall and Ceiling Brackets with Magic Connection System - 150mm wide
TPDG245FS	Wall and Ceiling Brackets with Magic Connection System - 200mm wide
TPDG345FS	Wall and Ceiling Brackets with Magic Connection System - 300mm wide
TPD445FS	Wall and Ceiling Brackets - 400mm wide
TPD545FS	Wall and Ceiling Brackets - 500mm wide



WALL BRACKETS - GALVANISED

TPSA145FS	Wall Brackets - 100mm wide
TPSAG145FS	Wall Brackets with Magic Connection System - 100mm wide
TPSAG195FS	Wall Brackets with Magic Connection System - 150mm wide
TPSAG245FS	Wall Brackets with Magic Connection System - 200mm wide
TPSAG345FS	Wall Brackets with Magic Connection System - 300mm wide



STAND-OFF BRACKETS - GALVANISED

DBLG20-050FS	Stand-Off Bracket with Magic Connection System - 50mm wide
DBLG20-100FS	Stand-Off Bracket with Magic Connection System - 100mm wide
DBLG20-150FS	Stand-Off Bracket with Magic Connection System - 150mm wide
DBLG20-200FS	Stand-Off Bracket with Magic Connection System - 200mm wide
DBLG20-300FS	Stand-Off Bracket with Magic Connection System - 300mm wide
DBLG20-400FS	Stand-Off Bracket with Magic Connection System - 400mm wide
DBLG20-500FS	Stand-Off Bracket with Magic Connection System - 500mm wide
DBLG20-600FS	Stand-Off Bracket with Magic Connection System - 600mm wide



CENTRE SUSPENSION UNIT - GALVANISED

GMA-M8FS	Two Part Centre Suspension Unit - M8
GMA-M10FS	Two Part Centre Suspension Unit - M10



CLAMPS & HANGERS - GALVANISED

K12-1818FS	Wall Clamp / Central Hanger to 200mm or trapeze suspension from 300mm
WH-GRM35FT	GRM35-50 Wall Bracket with Magic Connection - Hot Dip Galvanised
GKS34G	Hold Down Clamp - M6
GKS50-07FS	Hold Down Clamp - M6
BC-GR-4,8-A2	Hold Down Clamp for Screwless Fixing to MS Profile Rails - Stainless Steel
SH-M10FS	Side Holder for Mesh Tray Suspension - M10 Threaded Rod
DBV-FS	Variable Ceiling Bracket - M10 Threaded Rod
BFK132-58FT	Vertical Beam Clamp
BFK153-33FT	Horizontal Beam Clamp



MESH CABLE TRAY



CONNECTORS - GALVANISED

GSV34G	Joint Connector including Flange Nut
GEV36G	Corner Connector including Flange Nut
K11-262FT	Joint Connector including Clamping System
GRS3.9DD	Quick Connector for Straight Connections - 3.9mm Tray
GRS4.8DD	Quick Connector for Straight Connections - 4.8mm Tray



CABLE TRAY COVER - GALVANISED

DGRR050FS	Cable Tray Cover 50mm - 3m
DGRR100FS	Cable Tray Cover 100mm - 3m
DGRR150FS	Cable Tray Cover 150mm - 3m
DGRR200FS	Cable Tray Cover 200mm - 3m
DGRR300FS	Cable Tray Cover 300mm - 3m
DGRR400FS	Cable Tray Cover 400mm - 3m
DGRR500FS	Cable Tray Cover 500mm - 3m
DKUVA4310	Cable Tray Cover Clamp - 55mm and 105mm Height - Stainless Steel

CABLE JUNCTION BOX

T600E	Enclosure Light Grey Plain Sides - 114x114x57mm Deep - IP66
T1000E	Enclosure Light Grey Plain Sides - 150x116x67mm Deep - IP66
T1600E	Enclosure Light Grey Plain Sides - 190x150x77mm Deep - IP66
BE-TS-GR	Mounting Base for T600E and T1000E - Screwless
MPG65FT	Wall Bracket and Mounting Plate - Small
MPG90FT	Wall Bracket and Mounting Plate - Large



ACCESSORIES

EKL25M6	Mesh Tray Earthing Terminal - Brass - 25mm - M6
VEK-GRM3.9FS	Grounding Clamp - NEMA and CSA - 3.9mm
VEK-GRM4.8FS	Grounding Clamp - NEMA and CSA - 4.8mm
MW90-SL17FT	90 Degree Mounting Angle for GRM55 - Galvanised 170x170mm
KAB-GR-FS	Wire Mesh Tray Drop Out Plate - Screwless
KSGRLBL	Mesh Tray Identification Clip - Blue
KSGROR	Mesh Tray Identification Clip - Orange
KSGRSGN	Mesh Tray Identification Clip - Green
KSGRZGB	Mesh Tray Identification Clip - Yellow
GRKS3.90R	Mesh Tray Protective Cap - 3.9mm / 50mm to 200mm wide - Orange
GRKS4.80R	Mesh Tray Protective Cap - 4.8mm / 300mm to 600mm wide Orange
DS4FS	TP Bracket Spacer for increased Structural Mounting Strength

MESH CABLE TRAY - STAINLESS



MESH CABLE TRAY - FOOD GRADE STAINLESS STEEL - SS304

GRM55-100VA4301	Tray Width 100mm - 72.4kg/100m - 3m
GRM55-150VA4301	Tray Width 150mm - 88.0kg/100m - 3m
GRM55-200VA4301	Tray Width 200mm - 97.0kg/100m - 3m
GRM55-300VA4301	Tray Width 300mm - 191.1kg/100m - 3m
GRM55-400VA4301	Tray Width 400mm - 243.0kg/100m - 3m
GRM55-600VA4301	Tray Width 600mm - 331.0kg/100m - 3m
GMA-M10-VA4401	Two Part Centre Suspension Unit - M10
GSV34VA4301	Joint Connector including Flange Nut
GEV36VA4301	Corner Connector including Flange Nut
GKS34VA4301	Hold Down Clamp
BC-GR-4,8-A2	Hold Down Clamp for Screwless Fixing to MS Profile Rails - Stainless Steel
K12-1818-VA4301	Wall Clamp / Central Hanger to 200mm or trapeze suspension from 300mm
TPDG145VA4301	Wall and Ceiling Brackets with Magic Connection System - 100mm wide
TPDG195VA4301	Wall and Ceiling Brackets with Magic Connection System - 150mm wide
TPDG245VA4301	Wall and Ceiling Brackets with Magic Connection System - 200mm wide
TPDG345VA4301	Wall and Ceiling Brackets with Magic Connection System - 300mm wide

MESH CABLE TRAY - MARINE GRADE STAINLESS STEEL - SS316

PLEASE CONTACT US FOR MORE INFORMATION

RAYLEIGH

Established in 1964 Rayleigh have become one of the leading manufacturers and suppliers of process control instrumentation equipment in the UK. They are manufacturers and stockists of an extensive range of energy monitoring products including current transformers, kilowatt hour (kWh) meters, multifunction power monitors, measuring transducers, data loggers, communication interfaces and software. Their instrumentation products include analogue and digital square DIN switchboard instruments.



CURRENT TRANSFORMERS



Typical Image

CURRENT TRANSFORMER BLOCKS - 1-PHASE

RI-CT060-100A	Single Phase Molded Case Current Transformer - 24mm Cable or 30x10mm busbar - 100 Amps
RI-CT060-125A	Single Phase Molded Case Current Transformer - 24mm Cable or 30x10mm busbar - 125 Amps
RI-CT060-200A	Single Phase Molded Case Current Transformer - 24mm Cable or 30x10mm busbar - 200 Amps
RI-CT060-250A	Single Phase Molded Case Current Transformer - 24mm Cable or 30x10mm busbar - 250 Amps
RI-CT060-400A	Single Phase Molded Case Current Transformer - 24mm Cable or 30x10mm busbar - 400 Amps
RI-CT060-500A	Single Phase Molded Case Current Transformer - 24mm Cable or 30x10mm busbar - 500 Amps
RI-CT060-600A	Single Phase Molded Case Current Transformer - 24mm Cable or 30x10mm busbar - 600 Amps
RI-CT080-250A	Single Phase Molded Case Current Transformer - 40mm Cable or 50x10mm busbar - 250 Amps
RI-CT080-500A	Single Phase Molded Case Current Transformer - 40mm Cable or 50x10mm busbar - 500 Amps
RI-CT080-800A	Single Phase Molded Case Current Transformer - 40mm Cable or 50x10mm busbar - 800 Amps
RI-CT080-1000A	Single Phase Molded Case Current Transformer - 40mm Cable or 50x10mm busbar - 1000 Amps
RI-CT080-1250A	Single Phase Molded Case Current Transformer - 40mm Cable or 50x10mm busbar - 1250 Amps
RI-CT110-1000A	Single Phase Molded Case Current Transformer - 60mm Cable or 60x30mm busbar - 1000 Amps
RI-CT110-1250A	Single Phase Molded Case Current Transformer - 60mm Cable or 60x30mm busbar - 1250 Amps
RI-CT110-1600A	Single Phase Molded Case Current Transformer - 60mm Cable or 60x30mm busbar - 1600 Amps
RI-CT110-2000A	Single Phase Molded Case Current Transformer - 60mm Cable or 60x30mm busbar - 2000 Amps
RI-CT120-1600	Single Phase Molded Case Current Transformer - 65x32mm - 1600 Amps

CURRENT TRANSFORMERS



Typical Image

CURRENT TRANSFORMER BLOCKS - 3-PHASE

RI-CT240-60	3-Phase Current Transformer - Block - 25mm Hole Centres - 60:5 Amp
RI-CT240-100	3-Phase Current Transformer - Block - 25mm Hole Centres - 100:5 Amp
RI-CT240-125	3-Phase Current Transformer - Block - 25mm Hole Centres - 125:5 Amp
RI-CT240-160	3-Phase Current Transformer - Block - 25mm Hole Centres - 160:5 Amp
RI-CT242-100	3-Phase Current Transformer - Block - 35mm Hole Centres - 100:5 Amp
RI-CT242-160	3-Phase Current Transformer - Block - 35mm Hole Centres - 160:5 Amp
RI-CT242-200	3-Phase Current Transformer - Block - 35mm Hole Centres - 200:5 Amp
RI-CT242-250	3-Phase Current Transformer - Block - 35mm Hole Centres - 250:5 Amp
RI-CT248-250	3-Phase Current Transformer - Block - 45mm Hole Centres - 250:5 Amp
RI-CT248-300	3-Phase Current Transformer - Block - 45mm Hole Centres - 300:5 Amp
RI-CT248-400	3-Phase Current Transformer - Block - 45mm Hole Centres - 400:5 Amp
RI-CT248-630	3-Phase Current Transformer - Block - 45mm Hole Centres - 630:5 Amp
RI-CT250-630	3-Phase Current Transformer - Block - 70mm Hole Centres - 630:5 Amp
RI-CT250-800	3-Phase Current Transformer - Block - 70mm Hole Centres - 800:5 Amp
RI-CT250-1000	3-Phase Current Transformer - Block - 70mm Hole Centres - 1000:5 Amp
RI-CT250-1250	3-Phase Current Transformer - Block - 70mm Hole Centres - 1250:5 Amp
RI-CT250-1600	3-Phase Current Transformer - Block - 70mm Hole Centres - 1600:5 Amp



Typical Image

CURRENT TRANSFORMER BLOCKS - SPLIT CORE

RI-CTS024-G-100/5	Split Core Current Transformer - 24mm Hole - 100:5 Amp
RI-CTS024-G-160/5	Split Core Current Transformer - 24mm Hole - 160:5 Amp
RI-CTS024-G-250/5	Split Core Current Transformer - 24mm Hole - 250:5 Amp
RI-CTS024-G-300/5	Split Core Current Transformer - 24mm Hole - 300:5 Amp
RI-CTS036-G-400A	Split Core Current Transformer - 36mm Hole - 400:5 Amp
RI-CTS036-G-600A	Split Core Current Transformer - 36mm Hole - 600:5 Amp
RI-CTS058-1000/5A	Split Core Current Transformer - 50.1x80mm - 1000:5 Amp
RI-CTS812-800/5A	Split Core Current Transformer - 80x120.5mm - 800:5 Amp
RI-CTS812-1000/5A	Split Core Current Transformer - 80x120.5mm - 1000:5 Amp
RI-CTS812-1600/5A	Split Core Current Transformer - 80x120.5mm - 1600:5 Amp
RI-CTS816-2500/5A	Split Core Current Transformer - 81x160.5mm - 2500:5 Amp

EASYWIRE® SYSTEM

The Rayleigh Easywire® system is a unique concept that dramatically reduces the wiring/installation time of multifunction power meters and current transformers. These savings are made possible due to the innovative design of both the current transformers and the meters, which allow plug-in connectors to be used for both current and voltage input/output. An RJ45 lead is used for connecting between the three phase current transformer and meter, and 'readymade' plug-in leads are used for the voltage input. The meters are provided with both input and output voltage connections which allow up to 32 meters to be daisy-chained to a common supply voltage via the first meter.



Typical Image

EASYWIRE CURRENT TRANSFORMERS - 3-PHASE

RI-CT230-EW-063	Easywire 3-Phase Current Transformer - 17.5mm Hole Centres - 63 Amp
RI-CT240-EW-60	Easywire 3-Phase Current Transformer - 25mm Hole Centres - 60 Amp
RI-CT240-EW-100	Easywire 3-Phase Current Transformer - 25mm Hole Centres - 100 Amp
RI-CT240-EW-125	Easywire 3-Phase Current Transformer - 25mm Hole Centres - 125 Amp
RI-CT240-EW-160	Easywire 3-Phase Current Transformer - 25mm Hole Centres - 160 Amp
RI-CT242-EW-60	Easywire 3-Phase Current Transformer - 35mm Hole Centres - 60 Amp
RI-CT242-EW-100	Easywire 3-Phase Current Transformer - 35mm Hole Centres - 100 Amp
RI-CT242-EW-125	Easywire 3-Phase Current Transformer - 35mm Hole Centres - 125 Amp
RI-CT242-EW-160	Easywire 3-Phase Current Transformer - 35mm Hole Centres - 160 Amp
RI-CT242-EW-200	Easywire 3-Phase Current Transformer - 35mm Hole Centres - 200 Amp
RI-CT242-EW-250	Easywire 3-Phase Current Transformer - 35mm Hole Centres - 250 Amp
RI-CT248-EW-150	Easywire 3-Phase Current Transformer - 45mm Hole Centres - 150 Amp
RI-CT248-EW-250	Easywire 3-Phase Current Transformer - 45mm Hole Centres - 250 Amp
RI-CT248-EW-400	Easywire 3-Phase Current Transformer - 45mm Hole Centres - 400 Amp
RI-CT248-EW-630	Easywire 3-Phase Current Transformer - 45mm Hole Centres - 630 Amp
RI-CT250-EW-800	Easywire 3-Phase Current Transformer - 70mm Hole Centres - 800 Amp
RI-CT250-EW-1000	Easywire 3-Phase Current Transformer - 70mm Hole Centres - 1000 Amp
RI-CT250-EW-1600	Easywire 3-Phase Current Transformer - 70mm Hole Centres - 1600 Amp

EASYWIRE ENERGY METERS



Typical Image

RI-F300-G-C (MID)	Easywire Multifunction Meter, 1 Amp Input from Easywire CTs DIN 96 Panel Mounted, Single or 3-Phase Network Compatible
RI-F400-G-C	Easywire Multifunction Meter, DIN 96 Panel Mounted, 330mV input from Easywire CTs, Single or 3-Phase Network Compatible
RI-D440-G-C	Easywire Multifunction DIN-Rail Energy Meter suitable for Single Load with 330mV input from Easywire CTs, (or 1A/5A CT input with the RI-SCTEWA Module), Modbus and Pulse Output, Single or 3-Phase Network Compatible
RI-D460-G-C	Easywire Multifunction DIN-Rail Energy Meter suitable for Double Loads with 330mV input from Easywire CTs, (or 1A/5A CT input with the RI-SCTEWA Module), Modbus and Pulse Output, Single or 3-Phase Network Compatible
RI-D480-G-C	Easywire Multifunction DIN-Rail Energy Meter suitable for Quad Loads with 330mV input from Easywire CTs, (or 1A/5A CT input with the RI-SCTEWA Module), Modbus and Pulse Output, Single or 3-Phase Network Compatible
RI-FMDU96-KIT	Energy Management System Metering Display Unit For use with RI-D480 meters. Up to 16 RI-D480 meters (up to 64 x 3-Phase or 192 x 1-Phase loads)

EASYWIRE® SYSTEM

RAYLEIGH CONNECT GATEWAYS

RI-EC4-LITE	4G Modem V2
RI-EX16-LITE	Ethernet Modem
RI-EX128-PRO	4G & Ethernet Modem

EASYWIRE SYSTEM ACCESSORIES

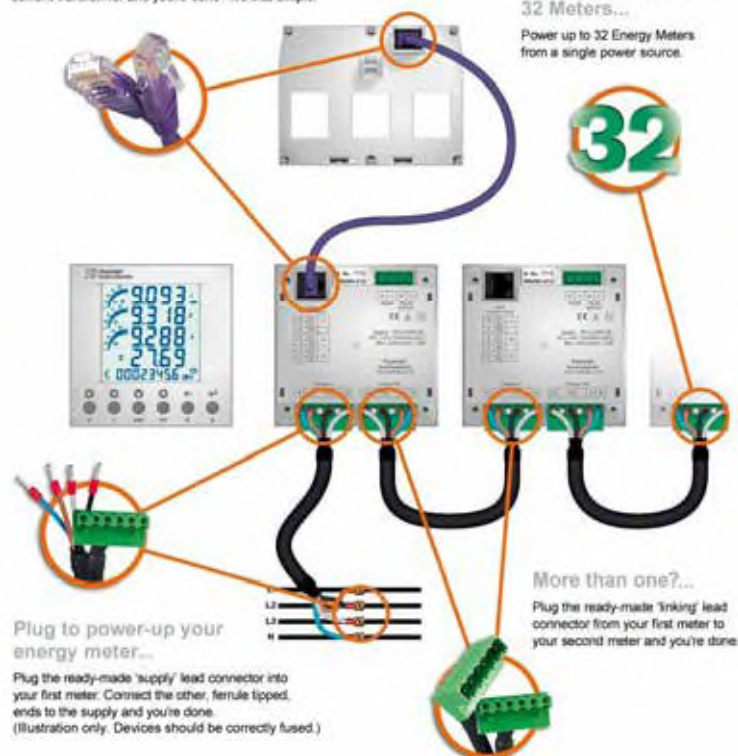
BV9522	Easywire Female Meter Plug
BV9523	Easywire Male Meter Plug
TAS-F-MTMSC0.15	Easywire Meter to Meter Supply Cable - 0.15 metres
TAS-F-MTMSC0.30	Easywire Meter to Meter Supply Cable - 0.3 metres
TAS-F-MTMSC0.5	Easywire Meter to Meter Supply Cable - 0.5 metres
TAS-F-MTMSC1.0	Easywire Meter to Meter Supply Cable - 1.0 metres
TAS-F-MVSC1.00	Easywire Meter Voltage Connection Cable - 1.0 metres
TAS-F-MVSC1.50	Easywire Meter Voltage Connection Cable - 1.5 metres
TAS-F-MVSC3.0	Easywire Meter Voltage Connection Cable - 3.0 metres
RI-RJ45CC1.0	Easywire RJ45 connection Cable - 1.0 metres
RI-RJ45CC3.0	Easywire RJ45 connection Cable - 3.0 metres
RI-SCTEWA	CT to Easywire Adaptor - 3x 5A inputs, RJ45 socket for direct connection to Easywire meters

Connect your current transformer...

Plug one end of the RJ45 lead into the multifunction power meter and the other end into the three-phase current transformer and you're done - it's that simple.

Daisy-chain up to 32 Meters...

Power up to 32 Energy Meters from a single power source.



ENERGY METERS & POWER ANALYSERS

Multifunction Energy Meters for 1-Phase and 1-Phase MID and non-MID energy monitoring applications - direct connection or current transformer operated with a range of communication protocols including pulse, Modbus and Mbus. DIN-Rail mounting, panel mounting models available.

KWh Energy Meters for 1-Phase and 1-Phase MID and non-MID energy monitoring applications - direct connection or current transformer operated with a range of communication protocols including pulse, Modbus RS485 RTU and Mbus.



RI-D35-100

ENERGY METERS & POWER ANALYSERS - SINGLE PHASE DIRECT

- RI-D175-C 1-Phase Energy Meter, DIN Mounted, 45 Amp, LED Display with Modbus
- RI-D35-100 1-Phase Energy Meter 100A direct connected, High Definition LCD Display, Import and Export Energy Measurement, Modbus or Mbus Versions, Two Pulse Outputs

3-PHASE DIRECT

- RI-70-100P 3-Phase Multifunction Energy Meter with High Definition LCD Display - 100 Amp Direct connect - with Pulse Output



RI-D240-G-C

SINGLE PHASE & 3-PHASE MULTIFUNCTION METERS

- RI-F200-G-C Multifunction Energy Meter with High Definition white backlit LCD Display, DIN 96 Panel Mounted, RS485 Modbus communication with Pulse Output. Single and 3-Phase network compatible.
- RI-D240-G-C Multifunction Energy Meter with High Definition white backlit LCD Display - 1 Amp or 5 Amp CT input connection with Modbus or Mbus communication, DIN-Rail mounted, Single and 3-Phase network compatible.
- RI-D250-G-C Multifunction Energy Meter with High Definition LCD Display, 100 Amp Direct Connect, DIN-Rail mounted, Modbus or Mbus communication, Two Pulse Outputs. Single and 3-Phase network compatible.
- RI-F220-G-C Multifunction Energy Meter with LCD Display - 5 Amp Input - with RS485 Modbus & Pulse Output - Displays Energy, Voltage, Current, Power, Power Factor, Frequency & Harmonic Distortion



RI-F550

POWER ANALYSERS

- RI-F500 Multifunction Power Analyser with High Definition LCD Display - 5 Amp Input - Mono Screen - with RS485 Modbus, Pulse Output, 2 Digital Inputs, 2 Relay Outputs - Expandable with up to 4-Plug in Modules
- RI-F550 Multifunction Power Analyser with High Definition LCD Display - 5 Amp Input - Colour Screen - with RS485 Modbus, Pulse Output, 2 Digital Inputs, 2 Relay Outputs - Expandable with up to 4-Plug in Modules

MODULES

- RI-A5ETNT Modbus Ethernet module for RI-F500 and RI-F550
- RI-A5IPBAC RI-F500 Series Power Analyser BACnet TCP/IP Module
- RI-A5R05A Dual Relay Output Module For RI-F500 and RI-F550



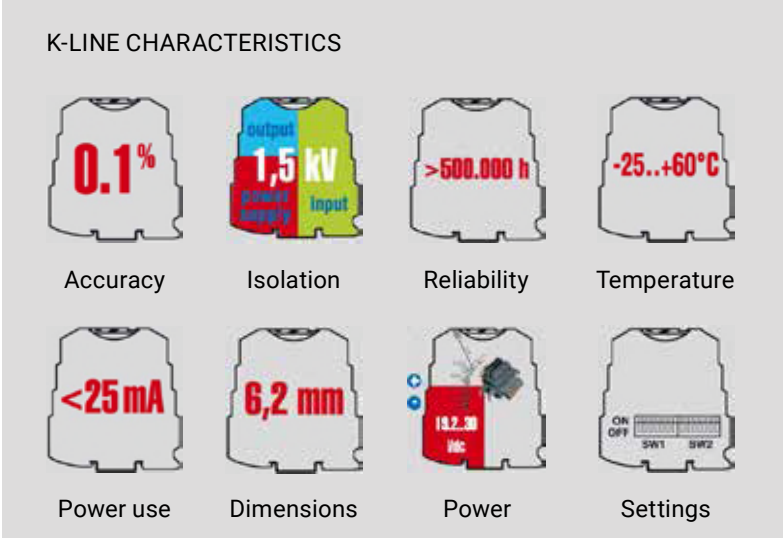
SENECA

Seneca is the leading Italian manufacturer of Signal Conditioning and Modbus I/O products. Their innovative approach gives elegant solutions to all process interfacing and data acquisition challenges. Seneca has built a reputation of offering accurate and easy to use products, including Signal Converters, Barriers & Displays.



CONVERTERS & INTERFACES

TECHNICAL INFORMATION



K109PT



K109UI



K-BUS

K LINE SIGNAL ISOLATORS / CONVERTERS

K109PT	Pt100 to DC Current Isolator/Converter
K120RTD	Pt100/Ni100 to DC Current Converter (loop powered)
K109TC	Thermocouple to DC Current Isolator/Converter (with trip alarm control)
K109UI	DC Current / Voltage Isolator/Converter
K109S	DC Current / Voltage Isolator/Converter (with power transducers)
K109LV	DC Low Voltage (Shunt) to DC Current/Voltage Isolator/Converter
K107USB	Serial Isolator/Converter - USB/RS485 Converter
K121	Universal Isolator/Converter - RTD,TC,Ohm,mA,V to 4/20mA (loop powered)
S107USB	Portable USB/RS485 Converter
K-BUS	Backplane Connector
K-SUPPLY	Power Supply and Electronic protection system
Easy-USB	Configuration communication converter for USB to K devices

CONVERTERS & INTERFACES

TECHNICAL INFORMATION:

Z-LINE CHARACTERISTICS

Z-Line series offers a full range of signal conditioners including Signal Converters, Transmitters, Galvanic Isolators, Splitters, Trip Amplifiers and Math's Modules. They are easy to use, simple to install and have a universal (AC/DC) voltage supply. Other features are DIN-Rail mounting, 3 Way galvanic isolation, compact housing (17.5mm wide), plug-in terminals, easy dipswitch and/or PC setup.



Connections



Isolation



Wide Range



Transducers



Z109REG2



Z170



T201



Z LINE SIGNAL ISOLATORS / CONVERTERS

Z110S	Loop Powered Current Isolator for 4..20 mA loop - 1 Channel
Z110D	Loop Powered Current Isolator for 4..20 mA loop - 2 Channel
Z102	Potentiometer Isolator / Converter
Z201	Current Isolator / Converter - 5/10 Amps AC to voltage/current
Z201-1A	Current Isolator / Converter - 1 Amp AC to voltage/current
Z109TC	Thermocouple Isolator / Converter
Z104	Isolator / Converter - voltage/current to frequency
Z111	Isolator / Converter - frequency to voltage/current
Z170REG	Signal Duplicator

CURRENT TRANSDUCER

T201	Loop Powered AC Current Transducer 5-40 Amps - 4/20 mA (with DIN-Rail Clip)
T201DC	Loop Powered DC Current Transducer 5-40 Amps - 4/20 mA (with DIN-Rail Clip)
T201DCH	AC/DC Current Transducer 50 Amps - 0-10V (with DIN-Rail Clip)
T201DC100	Loop Powered DC Current Transducer 100 Amps - 4/20 mA (with DIN-Rail Clip)

TEMPERATURE TRANSMITTER/TRANSDUCER

T120	2 Wire Pt100/Ni100 Temperature Transmitter - Loop Powered
T121	2 Wire Universal Isolated Temperature Transducer - Loop Powered

DISPLAYS

TECHNICAL INFORMATION:

S401 OLED DISPLAY

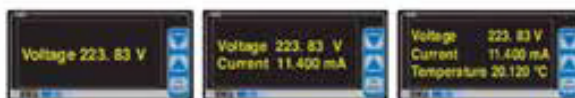
The S401 is the new standard for indication with OLED display. Why use an expensive HMI when the S401 will perform many of the same functions for a lower cost.

The S401 has a very bright display of 70 cd/m2 with a very high 128 x 64 pixel definition. The display also has a space saving design with dimensions of 96x48mm. It displays up to 30 measurements (float, integer, Boolean) and programming is possible via software or front key menu. Another advantage is reduced cabling with two RS485 MODBUS interfaces.



OPERATING VIEW MODE

In view mode the indicator displays the values of the quantities defined on the display list; it may view 1, 2 or 3 data for screen.



S401 DISPLAY

S401-L MODBUS RTU Display with 2.7" OLED Display, 10-40VDC, 19-28VAC, Master/Slave

Includes: 27 math functions, 20 readings from slave devices, 10 writings to slaved devices, alarm control on threshold



S315 Display



S311A-4-H



S311A-6-H-O



S311D-4-H

ENTRY LEVEL DISPLAYS

S315 4-Digit Loop-powered Display, 4-20mA Input, IP65

S311AK-4-L 4-Digit Display, voltage/current Input, IP65

COMPLETE DISPLAY SOLUTIONS

S311A-4-H Indicator/Totalizer with Universal Analogue Input, 80-265 VAC, 4-Digit

S311A-4-H-O Indicator/Totalizer with Universal Analogue Input, 80-265 VAC, 4-Digit, Optional Card

S311A-6-H Indicator/Totalizer with Universal Analogue Input, 80-265 VAC, 6-Digit

S311A-11-H Indicator/Totalizer with Universal Analogue Input, 80-265 VAC, 11-Digit

S311A-4-L Indicator/Totalizer with Universal Analogue Input, 10-40VDC / 19-28VAC, 4-Digit

S311A-4-L-O Indicator/Totalizer with Universal Analogue Input, 10-40VDC / 19-28VAC, 4-Digit, Opt. Card

S311A-6-L Indicator/Totalizer with Universal Analogue Input, 10-40VDC / 19-28VAC, 6-Digit

S311A-11-L Indicator/Totalizer with Universal Analogue Input, 10-40VDC / 19-28VAC, 11-Digit

S311D-4-H Indicator/Totalizer with Universal Digital Input, 80-265 VAC, 4-Digit

S311D-4-H-O Indicator/Totalizer with Universal Digital Input, 80-265 VAC, 4-Digit, Optional Card

S311D-4-L Indicator/Totalizer with Universal Digital Input, 10-40VDC / 19-28VAC, 4-Digit

S311D-4-L-O Indicator/Totalizer with Universal Digital Input, 10-40VDC / 19-28VAC, 4-Digit, Opt. Card

More solutions available - please contact us for further options

SHENLER

Shenler Electric (Zhejiang) Co. Ltd. was founded in 1985 and is a leading industrial relay manufacturer. Shenler's focus on R & D, manufacturing and sales in the industrial relay sector, provide more than 50 series, with more than 1000 specifications of industry leading relay and socket products. From product development, parts production, mould development and injection moulding through to the final assembly steps, Shenler maintains a keen focus on quality production and continuous improvement.

The Shenler logo is written in a red, italicized, sans-serif font. It is positioned to the right of a vertical line that separates it from the company description.

CONTROL RELAYS



RNC SLIMLINE RELAYS

RNC1C0012	RNC Relay Module - 12VDC Coil - 6 Amp
RNC1C0024	RNC Relay Module - 24VDC Coil - 6 Amp
RNC1C0060	RNC Relay Module - 60VDC Coil - 6 Amp
SNC05-E-A	RNC Series Base for 6, 12, 24 VAC/DC Slimline Relays
SNC05-E-DR	RNC Series Base for 230VAC/DC Slimline Relays - Relay 60VDC
SNC05-S-A	RNC Series Spring Clamp Base for 6, 12, 24 VAC/DC Slimline Relays
SNC05-S-DR	RNC Series Spring Clamp Base for 230VAC/DC (60VDC) Relays
SN20B	RNC Slimline Relay Series Cross Connection Bar - 20-Way - Orange
SN20S	Shenler RNC Slimline Relay Partition Plate

RNC 1-POLE SLIMLINE RELAYS COMPLETE

RNC1C0012+SNC05-E-A	RNC Series Slimline Relay Complete - 12VAC/DC Coil - 6 Amp
RNC1C0024+SNC05-E-A	RNC Series Slimline Relay Complete - 24VAC/DC Coil - 6 Amp
RNC1C0060+SNC05-E-D	RNC Series Slimline Relay Complete - 230VAC/DC Coil - 6 Amp
SN20B	RNC Slimline Relay Series Cross Connection Bar - 20-Way - Orange
SN20S	Shenler RNC Slimline Relay Partition Plate

RFT 1-POLE RELAYS

RFT1C0012LT	1-Pole Relay with Lockable Test Button & LED - 12VDC/12A
RFT1C0024LT	1-Pole Relay with Lockable Test Button & LED - 24VDC/12A
RFT1C0524LT	1-Pole Relay with Lockable Test Button & LED - 24VAC/12A
RFT1C0730LT	1-Pole Relay with Lockable Test Button & LED - 230VAC/12A
SRU05-E+SR20T+SR2P	1-Pole RFT Relay Base with Lever
SRU05-ST+SR20T+SR2P	Push-in Type 1-Pole RFT Relay Base with Lever
SR2P	RFT Relay Series Marking Tag - White
SR08B	RFT Relay Series Linking Bar - 8-Way - Orange

RFT 2-POLE RELAYS

RFT2C0012LT	2-Pole Relay with Lockable Test Button & LED - 12VDC/8A
RFT2C0024LT	2-Pole Relay with Lockable Test Button & LED - 24VDC/8A
RFT2C0048LT	2-Pole Relay with Lockable Test Button & LED - 48VDC/8A
RFT2C0524LT	2-Pole Relay with Lockable Test Button & LED - 24VAC/8A
RFT2C0615LT	2-Pole Relay with Lockable Test Button & LED - 115VAC/8A
RFT2C0730LT	2-Pole Relay with Lockable Test Button & LED - 230VAC/8A
SRU08-E+SR20T+SR2P	2-Pole RFT Relay Base with Lever
SRU08-ST+SR20T+SR2P	Push-in Type 2-Pole RFT Relay Base with Lever
SR2P	RFT Relay Series Marking Tag - White
SR08B	RFT Relay Series Linking Bar - 8-Way - Orange

CONTROL & POWER RELAYS



RKE 2-POLE RELAYS

RKE2CO012LT	2-Pole Relay with Lockable Test Button & LED - 12VDC/7A
RKE2CO024LT	2-Pole Relay with Lockable Test Button & LED - 24VDC/7A
RKE2CO524LT	2-Pole Relay with Lockable Test Button & LED - 24VAC/7A
RKE2CO730LT	2-Pole Relay with Lockable Test Button & LED - 230VAC/7A
SKC08-E+SK36F+SK4P	RKE Series 2-Pole Relay Base with Lever
SYF08A-E	RKE Series 2-Pole Relay Base - Basic Series
SY36S	SYF Base Retaining Clip
SK4P	SKC Base Type Marking Tag - White



RKE 4-POLE RELAYS

RKE4CO012LT	4-Pole Relay with Lockable Test Button & LED - 12VDC/5A
RKE4CO024LT	4-Pole Relay with Lockable Test Button & LED - 24VDC/5A
RKE4CO024LTA	4-Pole GOLD CONTACT Relay with Test Button & LED 24VDC/5A
RKE4CO524LT	4-Pole Relay with Lockable Test Button & LED - 24VAC/5A
RKE4CO524LTA	4-Pole GOLD CONTACT Relay with Test Button & LED 24VAC/5A
RKE4CO730LT	4-Pole Relay with Lockable Test Button & LED - 230VAC/5A
SKC14-E+SK36F+SK4P	RKE Series 4-Pole Relay Base with Lever
SKC14-ST+SK36F+SK4P	RKE Series Push-In Type 4-Pole Relay Base with Lever
SYF14A-E	RKE Series 4-Pole Relay Base - Basic Series
SY36S	SYF Base Retaining Clip
SK4P	SKC Base Type Marking Tag - White



RKL SINGLE & 2-POLE RELAYS

RKL1CO730LT	1-Pole Relay with LED Indication - 230VAC/16A
RKL2CO012LT	2-Pole Relay with LED Indication - 12VDC/10A
RKL2CO024LT	2-Pole Relay with LED Indication - 24VDC/10A
RKL2CO048LT	2-Pole Relay with LED Indication - 48VDC/10A
RKL2CO512LT	2-Pole Relay with LED Indication - 12VAC/10A
RKL2CO524LT	2-Pole Relay with LED Indication - 24VAC/10A
RKL2CO615LT	2-Pole Relay with LED Indication - 110VAC/10A
RKL2CO730LT	2-Pole Relay with LED Indication - 230VAC/10A
STB08-E	RKL Series Single and 2-Pole Relay Base



RKL 4-POLE RELAYS

RKL4CO012L	4-Pole Relay with LED Indication - 12VDC/10A
RKL4CO024L	4-Pole Relay with LED Indication - 24VDC/10A
RKL4CO524L	4-Pole Relay with LED Indication - 24VAC/10A
RKL4CO730L	4-Pole Relay with LED Indication - 230VAC/10A
STB14-E	RKL Series 4-Pole Relay Base

POWER RELAYS & ACCESSORIES



RGF POWER RELAYS

RGF1BU740L	RGF 1-Pole Power Relay with LED Indication - 230VAC/30A
RGF2BU740L	RGF 2-Pole Power Relay with LED Indication - 230VAC/25A



RELAY BASE ACCESSORIES

AMD-D1(6-250VDC)	RFT & RKE Relay Series Protection Diode Module - A1+ - 6 to 250VDC
AMD-RC(110/240V)	RFT & RKE Relay Series RC Module - 110VAC & 240VAC
AMD-RC(6-24VAC)	RFT & RKE Relay Series RC Module - 6VAC to 24VAC

SPS

SPS has supplied standard-connection-technology since 2003. SPS manufacture Flexible and Rigid Busbar Systems for switchgear construction. Their main product groups are the Isoflexx laminated busbars and the very popular Ultraflexx braided flex type busbars with patented press-welded solid ends.



FLEXIBLE BUSBARS

ISOFLEXX BUSBARS

Isoflexx® is an insulated and laminated busbar system made to the highest technical standards. Isoflexx is made of several layered copper lamellas protected by a special high grade PVC insulation. The loose lamellas give the Isoflexx product the maximum available flexibility. This means that Isoflexx saves space and is fast and easy to install. The operating voltages are 1000VAC and 1500VDC and the dielectric strength is 20kV/mm. Operating temperatures are -30°C to +105°C. UL certified.



OPERATING CURRENT VALUES ACCORDING TO DIN 43671 FOR BUSBARS IN SWITCHGEAR HEATING* OF BUSBAR AT AN AMBIENT TEMPERATURE OF 35 °C

Product Code	Dimensions (mm) N x W x T	Cross Section mm ²	65 °C r=T 30K	85 °C r=T 50K Recommended Value	105 °C r=T 70K
11311000	3x9x0.8	21.6	98	130	152
11311020	6x9x0.8	43.2	147	196	228
11311420	9x9x0.8	64.8	179	238	277
11311060	4x15.5x0.8	49.6	201	267	312
11311070	6x15.5x0.8	74.4	252	335	391
11311550	2x20x1	40	188	250	291
11311560	3x20x1	60	237	315	367
11311570	4x20x1	80	278	370	431
11311530	2x24x1	48	201	267	312
11311440	3x24x1	72	276	367	428
11311080	10x15.5x0.8	124	330	439	512
11311580	5x20x1	100	319	424	494
11311590	6x20x1	120	355	472	550
11311450	4x24x1	96	322	428	499
11311460	5x24x1	120	369	491	572
11311470	6x24x1	144	407	541	631
11311500	4x32x1	128	418	556	648
11311480	8x24x1	192	483	642	749
11311490	10x24x1	240	559	743	866
11311430	5x32x1	160	477	634	739
11311510	6x32x1	192	526	700	815
11311130	5x40x1	200	573	763	888
11311690	6x40x1	240	628	835	1112
11311520	8x32x1	256	623	829	966
11311390	10x32x1	320	721	959	1118
11311160	5x50x1	250	697	927	1080
11311680	6x50x1	300	762	1013	1349
11311150	10x40x1	400	850	1131	1318
11311180	10x50x1	500	1020	1357	1581
11311210	10x63x1	630	1180	1569	2089
11311240	10x80x1	800	1500	1995	2655
11311270	10x100x1	1000	1810	2407	3204

Notes: Isoflexx® dimensions: N is the number of lamella in each bar, W the bar width and T is the thickness of each lamella. When using 2 bars in parallel multiply by 1.72, 3 bars by 2.25.

*The heating of the busbar is dependant on current load, ambient temperature, method of installation and field of application. The above current ratings are to be used as guidelines only.

FLEXIBLE BUSBAR ACCESSORIES



ISOFLEXx FLAT CLAMPS

Isoflexx® Flat Clamps are suitable to connect flexible busbars without drilling. Can be fixed lengthways or on a 90° angle.

Product Code	Inner Dimensions A x B (mm)	Outer Dimensions C x D (mm)	Clamp Width E (mm)	Product Number
FAK 25x25	25 x 25	45 x 45	20	90010220
FAK 25x50	25 x 50	45 x 70	20	90010330
FAK 32x32	32 x 32	52 x 50	20	90010230
FAK 32x63	32 x 63	52 x 82	20	90010340
FAK 40x40	40 x 40	60 x 60	20	90010240
FAK 40x63	40 x 63	60 x 82	32	90010350
FAK 40x80	40 x 80	70 x 110	35	90010360
FAK 50x50	50 x 50	70 x 70	20	90010250



ISOFLEXx PLASTIC FIXING DEVICES

For the installation of Isoflexx® to DIN-Rails of 35mm, The plastic fixing devices are halogen free, self-extinguishing, glass fibre reinforced polyamide. Type KSH51 is suitable for use with cable ties.

KSH 50	Complete set	90080400
KSH 51	Only lower part - suitable for use with cable tie	90080410



ISOFLEXx DRILLING JIG

To drill Isoflexx® without any problems - different drilling jig models according to lamella width. Supplied with different drilling units.

Product Code	Width	Drill Hole (mm)	Product Number
BL 16	16mm	6/8	90080100
BL 20	20mm	8/10/12	90080110
BL 24	24mm	8/10/12	90080120
BL 32	32mm	10/12	90080130
BL 40	40mm	10/12	90080140
BL 50	50mm	10/12	90080150
BL 63	63mm	10/12	90080160



90090110



90090100

ISOFLEXx TOOLS

To bend Isoflexx® by hand without any problems you can use the Twisting Tool model number 90090110. To bend Isoflexx® you can also use the bench mounted tool 90090100. Price on application.

FLEXIBLE BUSBAR

ULTRAFLEXX FLEXIBLE BUSBARS

Ultraflexx® Flexible busbars are highly flexible connectors manufactured from flat copper braid. Unlike similar products Ultraflexx is press-welded with a special patented process that makes the ends a solid piece of copper. These solid ends can even be machined without any problems at all. This has the advantage of the lowest possible contact resistance. It also means that there is no chance of corrosion increasing the contact resistance over time. The operating voltages are 1000VAC and 1500VDC and the dielectric strength is 20kV/mm. Operating temperatures are -55°C to +125°C. Ultraflexx is UL certified.



ULTRAFLEXX 25MM²

25mm² Ultraflexx has a recommended current rating of 160 Amps for single conductors or 260 Amps for two conductors in parallel. Nominal current at 35°C ambient temperature and 85°C flexible temperature. One side has an 8.5mm hole and the other a 10.5mm hole.

Product Code	Width (mm)	Thickness (mm)	Length Between Centre of Terminal Holes (mm)	Overall Length (mm)	Product Number
ULFX 25-150-8/10	20	1.4	150	172	62150523
ULFX 25-200-8/10	20	1.4	200	222	62151023
ULFX 25-250-8/10	20	1.4	250	272	62151523
ULFX 25-300-8/10	20	1.4	300	322	62151923
ULFX 25-350-8/10	20	1.4	350	372	62152323
ULFX 25-400-8/10	20	1.4	400	422	62152823
ULFX 25-450-8/10	20	1.4	450	472	62153323
ULFX 25-500-8/10	20	1.4	500	522	62153523
ULFX 25-550-8/10	20	1.4	550	572	62153823
ULFX 25-600-8/10	20	1.4	600	622	62154023
ULFX 25-650-8/10	20	1.4	650	672	62154523
ULFX 25-700-8/10	20	1.4	700	722	62155023
ULFX 25-750-8/10	20	1.4	750	772	62155523
ULFX 25-800-8/10	20	1.4	800	822	62156023
ULFX 25-850-8/10	20	1.4	850	872	62156523
ULFX 25-900-8/10	20	1.4	900	922	62156823
ULFX 25-950-8/10	20	1.4	950	972	62157523
ULFX 25-1000-8/10	20	1.4	1000	1022	62158023

FLEXIBLE BUSBAR

ULTRAFLEXX 50MM²

50mm² Ultraflexx has a recommended current rating of 250 Amps for single conductors or 430 Amps for two conductors in parallel. Nominal current at 35°C ambient temperature and 85°C flexible temperature. One side has an 8.5mm hole and the other a 10.5mm hole.

Product Code	Width (mm)	Thickness (mm)	Length Between Centre of Terminal Holes (mm)	Overall Length (mm)	Product Number
ULFX 50-150-8/10	20	2.9	150	175	62250523
ULFX 50-200-8/10	20	2.9	200	225	62251023
ULFX 50-250-8/10	20	2.9	250	275	62251523
ULFX 50-300-8/10	20	2.9	300	325	62251923
ULFX 50-350-8/10	20	2.9	350	375	62252323
ULFX 50-400-8/10	20	2.9	400	425	62252823
ULFX 50-450-8/10	20	2.9	450	475	62253323
ULFX 50-500-8/10	20	2.9	500	525	62253523
ULFX 50-550-8/10	20	2.9	550	575	62253823
ULFX 50-600-8/10	20	2.9	600	625	62254023
ULFX 50-650-8/10	20	2.9	650	675	62254523
ULFX 50-700-8/10	20	2.9	700	725	62255023
ULFX 50-750-8/10	20	2.9	750	775	62255523
ULFX 50-800-8/10	20	2.9	800	825	62256023
ULFX 50-850-8/10	20	2.9	850	875	62256523
ULFX 50-900-8/10	20	2.9	900	925	62256823
ULFX 50-950-8/10	20	2.9	950	975	62257523
ULFX 50-1000-8/10	20	2.9	1000	1025	62258023

FLEXIBLE BUSBAR

ULTRAFLEXX 100MM²

100mm² Ultraflexx has a recommended current rating of 390 Amps for single conductors or 680 Amps for two conductors in parallel. Nominal current at 35°C ambient temperature and 85°C flexible temperature. Both sides have a 10.5mm hole.

Product Code	Width (mm)	Thickness (mm)	Length Between Centre of Terminal Holes (mm)	Overall Length (mm)	Product Number
ULFX 100-150-10	20	5.9	150	175	62550533
ULFX 100-200-10	20	5.9	200	225	62551033
ULFX 100-250-10	20	5.9	250	275	62551533
ULFX 100-300-10	20	5.9	300	325	62551933
ULFX 100-350-10	20	5.9	350	375	62552333
ULFX 100-400-10	20	5.9	400	425	62552833
ULFX 100-450-10	20	5.9	450	475	62553333
ULFX 100-500-10	20	5.9	500	525	62553533
ULFX 100-550-10	20	5.9	550	575	62553833
ULFX 100-600-10	20	5.9	600	625	62554033
ULFX 100-650-10	20	5.9	650	675	62554533
ULFX 100-700-10	20	5.9	700	725	62555033
ULFX 100-750-10	20	5.9	750	775	62555533
ULFX 100-800-10	20	5.9	800	825	62556033
ULFX 100-850-10	20	5.9	850	875	62556533
ULFX 100-900-10	20	5.9	900	925	62556833
ULFX 100-950-10	20	5.9	950	975	62557533
ULFX 100-1000-10	20	5.9	1000	1025	62558033

FLEXIBLE BUSBAR

ULTRAFLEXX 120MM²

120mm² Ultraflexx has a recommended current rating of 450 Amps for single conductors or 780 Amps for two conductors in parallel. Nominal current at 35°C ambient temperature and 85°C flexible temperature. Both sides have a 10.5mm hole.

Product Code	Width (mm)	Thickness (mm)	Length Between Centre of Terminal Holes (mm)	Overall Length (mm)	Product Number
ULFX 120-200-10	32	4.4	200	230	62651033
ULFX 120-250-10	32	4.4	250	280	62651533
ULFX 120-300-10	32	4.4	300	330	62651933
ULFX 120-350-10	32	4.4	350	380	62552333
ULFX 120-400-10	32	4.4	400	430	62652833
ULFX 120-450-10	32	4.4	450	480	62553333
ULFX 120-500-10	32	4.4	500	530	62653533
ULFX 120-550-10	32	4.4	550	580	62653833
ULFX 120-600-10	32	4.4	600	630	62654033
ULFX 120-650-10	32	4.4	650	680	62654533
ULFX 120-700-10	32	4.4	700	730	62655033
ULFX 120-750-10	32	4.4	750	780	62655533
ULFX 120-800-10	32	4.4	800	830	62656033
ULFX 120-850-10	32	4.4	850	880	62656533
ULFX 120-900-10	32	4.4	900	930	62656833
ULFX 120-950-10	32	4.4	950	980	62657533
ULFX 120-1000-10	32	4.4	1000	1030	62658033

FLEXIBLE BUSBAR

ULTRAFLEXX 240MM²

240mm² Ultraflexx has a recommended current rating of 700 Amps for single conductors or 1150 Amps for two conductors in parallel. Nominal current at 35°C ambient temperature and 85°C flexible temperature. Both sides have a 10.5mm hole.

Product Code	Width (mm)	Thickness (mm)	Length Between Centre of Terminal Holes (mm)	Overall Length (mm)	Product Number
ULFX 240-200-10	32	8.9	200	230	62851033
ULFX 240-250-10	32	8.9	250	280	62851533
ULFX 240-300-10	32	8.9	300	330	62851933
ULFX 240-350-10	32	8.9	350	380	62852333
ULFX 240-400-10	32	8.9	400	430	62852833
ULFX 240-450-10	32	8.9	450	480	62853333
ULFX 240-500-10	32	8.9	500	530	62853533
ULFX 240-550-10	32	8.9	550	580	62853833
ULFX 240-600-10	32	8.9	600	630	62854033
ULFX 240-650-10	32	8.9	650	680	62854533
ULFX 240-700-10	32	8.9	700	730	62855033
ULFX 240-750-10	32	8.9	750	780	62855533
ULFX 240-800-10	32	8.9	800	830	62856033
ULFX 240-850-10	32	8.9	850	880	62856533
ULFX 240-900-10	32	8.9	900	930	62856833
ULFX 240-1000-10	32	8.9	1000	1030	62858033

EARTH BRAIDS



MBS EARTH BRAIDS - TINNED

The MBS range of earth braids from SPS are one-of-a-kind as the ends are press-welded in a special process. This press-welding process has a world-wide patent and the braids themselves are made of highly flexible flat tinned copper material.

In switchgear with electronic devices high frequency grounding is of high importance. The main factors for earthing braids are low DC resistance and low impedance. Flat braided materials have an impedance many times lower than similar sized round cables and so are much more suitable for high frequency EMC grounding. The SPS MBS Earthing Braids also have a low transition resistance due to the special press-welding process that only SPS has available.

Product Code	Length (mm)	Hole Size	Cross Section (mm ²)	Current Amps	Part Number
MBS 6-100-6	100	M6	6	50	33010011
MBS 6-150-6	150	M6	6	50	33015011
MBS 6-200-6	200	M6	6	50	33020011
MBS 10-200-6	200	M6	10	80	33120011
MBS 10-300-6	300	M6	10	80	33130011
MBS 16-100-6	100	M6	16	120	33210011
MBS 16-150-6	150	M6	16	120	33215011
MBS 16-200-6	200	M6	16	120	33220011
MBS 16-300-6	300	M6	16	120	33230011
MBS 16-500-8	500	M8	16	120	33250022
MBS 25-200-10	200	M10	25	150	33320033
MBS 25-250-10	250	M10	25	150	33325033
MBS 25-300-10	300	M10	25	150	33330033
MBS 50-200-10	200	M10	50	250	33620033
MBS 50-250-10	250	M10	50	250	33625033
MBS 50-300-10	300	M10	50	250	33630033
MBS 50-400-10	400	M10	50	250	33640033
MBS 50-500-10	500	M10	50	250	33650033
MBS 50-250-12	250	M12	50	250	33625044
MBS 50-450-12	450	M12	50	250	33645044

Further options available on request



TELE

With over 40 years' experience, TELE is a leading European producer of timing, sensing and monitoring relays. Having completely automated its manufacturing plants, TELE has created a competitive edge in product quality and lower costs and now supplies many leading companies such as Phoenix, ABB, Rockwell and Schrack.

TIME RELAYS - GAMMA SERIES

FUNCTIONS



TIMER MODELS



MODEL	G2ZMF11 24-240VAC/DC	G2ZMF11 **	G2ZM20
Functions	E, R, Es, Bi, Bp, Wa, Ws, Wu	E, R, Es, Bi, Bp, Wa, Ws, Wu	E, R, Es, Bi, Bp, Wa, Ws, Wu
Contacts	2 C/O Timed & Instantaneous	2 C/O Timed & Instantaneous	2 C/O Timed
Voltage	24 - 240VAC/DC	12 - 400VAC Select TR2 Voltage Module	12 - 240VAC/DC
Time Range	50 msec - 30 days 16 ranges	50 msec - 30 days 16 ranges	50 msec - 100 hours 7 ranges
Remote Pot (Model R2) Connection	Yes	Yes	No
Suitable for Frequency Converters	Yes	Yes	Yes
Size	22.5mm wide	22.5mm wide	22.5mm wide

** Please Note: TR2 Voltage Module needs to be selected for model with ** and is fitted before dispatch. All TR2 Voltage Modules are listed in the Accessories Section.

TIME RELAYS - GAMMA SERIES

FUNCTIONS



TIMER MODELS

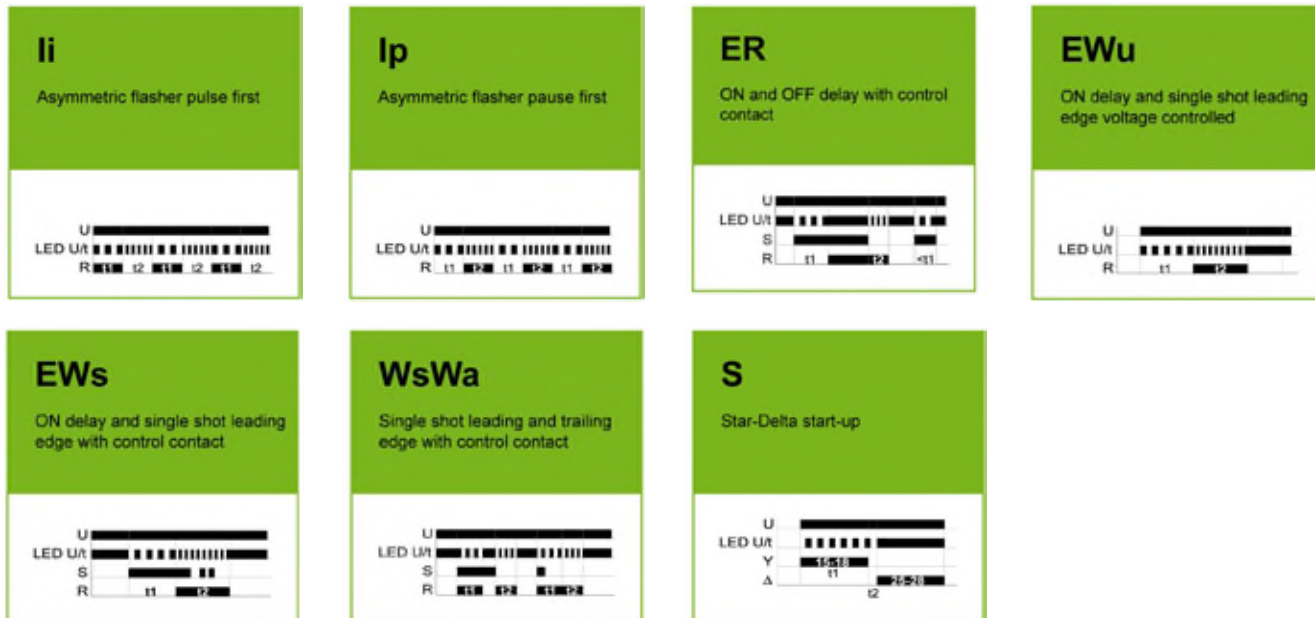


MODEL	G2ZIF20 24-240VAC/DC	G2ZIF20 **	R2
Function(s)	li, lp, ER, EWu, EWs, WsWa, Wt	li, lp, ER, EWu, EWs, WsWa, Wt	
Type	Cycling Timer	Cycling Timer	Panel Mounted Potentiometer
Contacts/Ohms	2 C/O Timed	2 C/O Timed	1MΩ
Voltage/IP Rating	24 - 240VAC/DC	12 - 440VAC Select TR2 Voltage Module	IP64
Time Range	50 msec - 10 hours 10 ranges	50 msec - 10 hours 10 ranges	
Remote Pot (Model R2)	Yes	Yes	
Use with Frequency Converters	Yes	Yes	
Size	22.5mm wide	22.5mm wide	22.5mm ø

** Please Note: TR2 Voltage Module needs to be selected for model with ** and is fitted before dispatch. All TR2 Voltage Modules are listed in the Accessories Section.

TIME RELAYS - GAMMA SERIES

FUNCTIONS




TIMER MODELS



MODEL	G2ZI20	G2ZS20
Functions	li, lp, ER, EWu, EWs, WsWa	Star/Delta Timer
Type	Cycling Timer	
Contacts	2 C/O Timed	2 C/O Timed
Voltage	12 - 240VAC/DC	12 - 400VAC Select TR2 Voltage Module
Time Range	50 msec - 100 hours 7 ranges	Time Y - 500 msec to 3min Time Y→Δ - 40 msec to 100 msec
Suitable for Frequency Converters	Yes	Yes
Size	22.5mm wide	22.5mm wide

TIME RELAYS - VEO SERIES

FUNCTIONS



TIMER MODELS

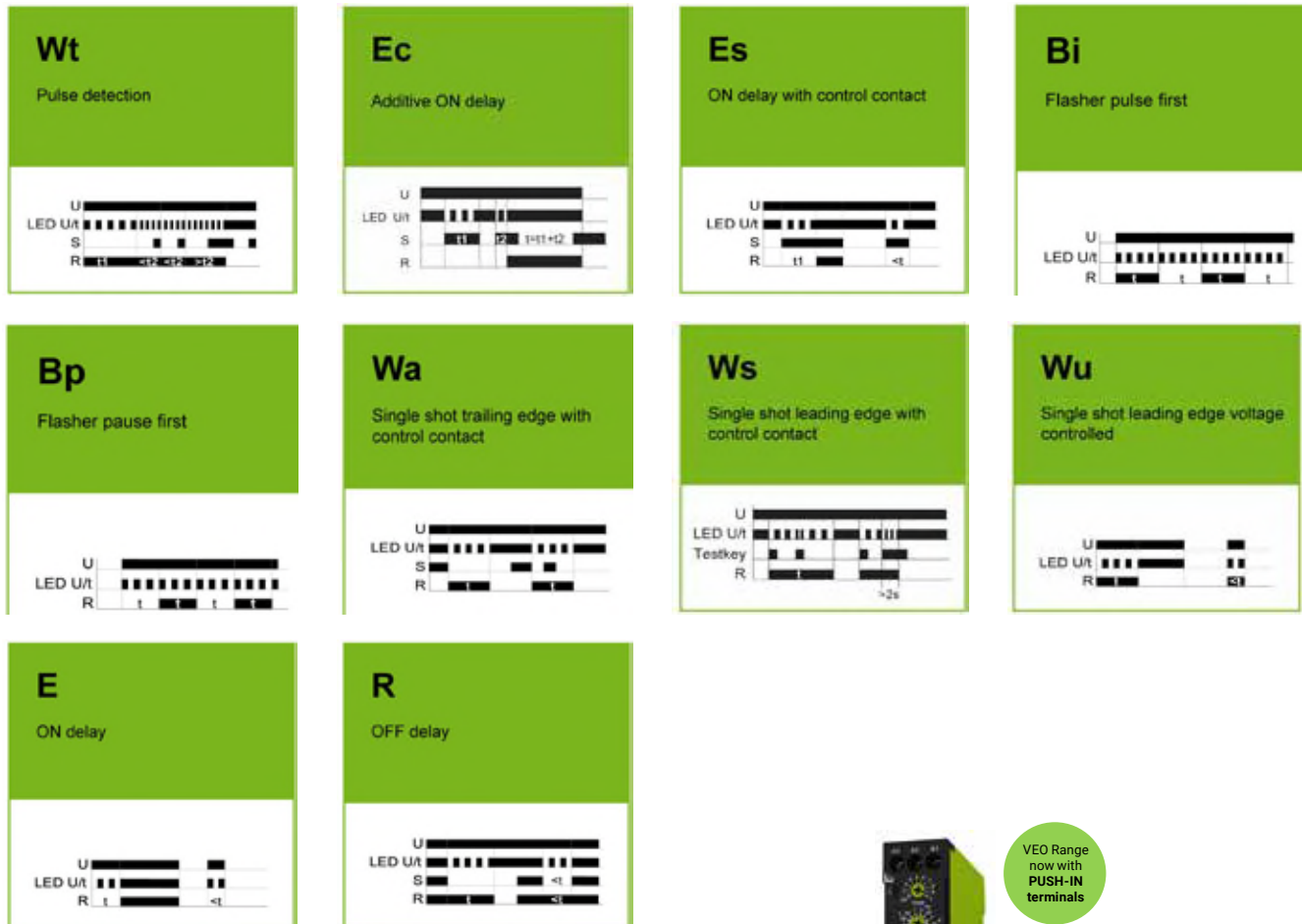


VEO Range
now with
PUSH-IN
terminals

MODEL	V2ZE10	V2ZR10	V2ZQ10
MODEL PUSH-IN TYPE			V2ZQ10P
Functions	ON Delay Timer (E)	OFF Delay Timer (R)	E, R, Wu, Bp
Contacts	1 C/O Timed	1 C/O Timed	1 C/O Timed
Voltage	24 - 240VAC/DC	24 - 240VAC/DC	24 - 240VAC/DC
Time Range	50 msec - 100 hours 10 ranges	50 msec - 100 hours 10 ranges	50 msec - 100 hours 10 ranges
Response Time	150 msec	150 msec	150 msec
Operating Temperature	-25 - +60 °C	-25 - +60 °C	-25 - +60 °C
Suitable for Frequency Converters	Yes	Yes	Yes
Size	22.5mm wide	22.5mm wide	22.5mm wide

TIME RELAYS - VEO SERIES

FUNCTIONS



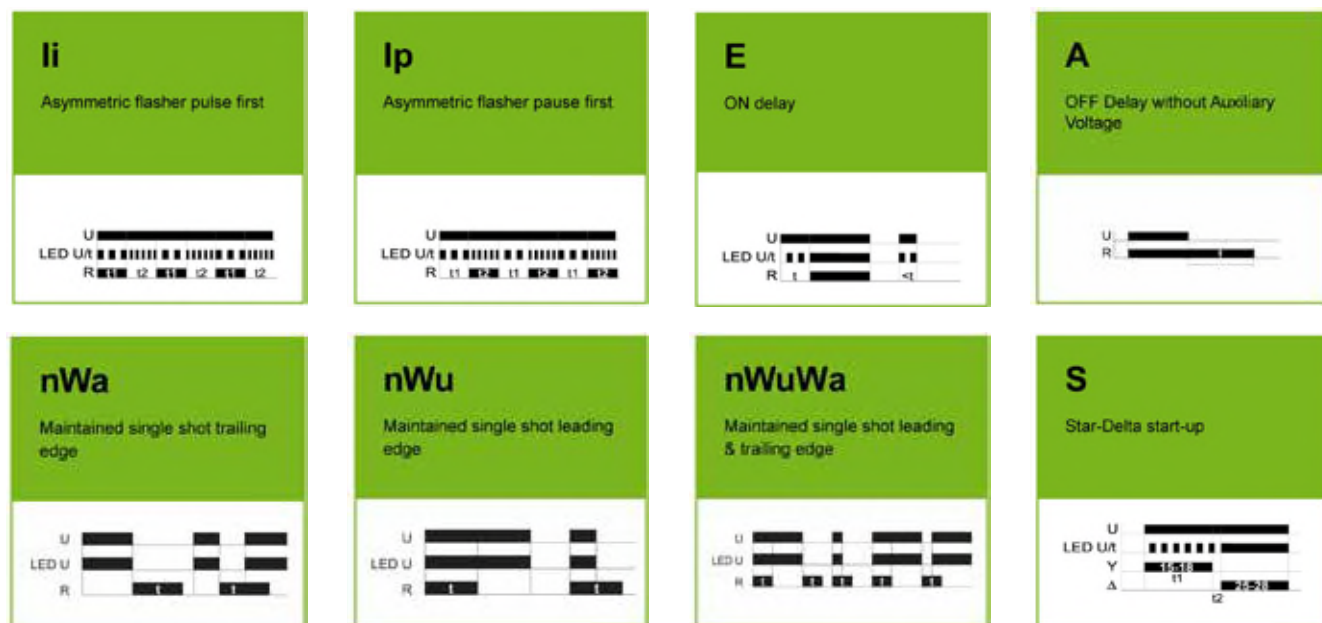
VEO Range
now with
PUSH-IN
terminals

TIMER MODELS

MODEL	V2ZM10	V2ZM10-A
MODEL PUSH-IN TYPE	V2ZM10P	
Functions	Wt, Ec, Es, Bi, Bp, Wa, Ws, Wu, E, R	Wt, Ec, Es, Bi, Bp, Ws, Wa, E, R, EWu (not shown)
Contacts	1 C/O Timed	1 C/O Timed
Voltage	12 - 240VAC/DC	12 - 240VAC/DC
Time Range	50 msec - 100 hours - 10 ranges	50 msec - 100 hours - 10 ranges
Response Time	150 msec	150 msec
Operating Temperature	-25 - +60 °C	-25 - +60 °C
Suitable for Frequency Converters	Yes	Yes
Size	22.5mm wide	22.5mm wide

TIME RELAYS - VEO SERIES

FUNCTIONS




TIMER MODELS



MODEL	V2ZI10	V2ZA10	V2ZS20
MODEL PUSH-IN TYPE	V2ZI10P		
Functions	li, lp	E, A, nWa, nWu, nWuWa	Star/Delta Timer (S)
Contacts	1 C/O Timed	1 C/O Timed	2 N/O Contacts
Voltage	12 - 240VAC/DC	24 - 240VAC/DC	12 - 240VAC/DC
Time Range	50 msec - 100 hours	100 msec - 3 min	Time Y - 50 msec to 3min
Features	10 ranges	4 ranges (no Aux)	Time Y → Δ - 40 msec to 100 msec
Response Time	150 msec	150 msec	150 msec
Operating Temperature	-25 - +60 °C	-25 - +60 °C	-25 - +60 °C
Suitable for Frequency Converters	Yes	Yes	Yes
Size	22.5mm wide	22.5mm wide	22.5mm wide

TIME RELAYS - VEO SERIES

FUNCTIONS



TIMER MODELS



MODEL	V2ZS20-E
Functions	Star/Delta Timer (S)
Contacts	2 N/O Contacts
Voltage	12 - 240VAC/DC
Time Range	Time Y - 3 sec to 1 min
Response Time	150 msec
Operating Temperature	-25 - +60 °C
Suitable for Frequency Converters	Yes
Size	22.5mm wide

TIME RELAYS - ENYA SERIES

FUNCTIONS



TIMER MODELS



MODEL	E1ZM10 12-240V	E1ZM10 24-240V	E3ZM20
Functions	E, R, Es, Wu, Bp, Wa, Ws	E, R, Es, Wu, Bp, Wa, Ws	E, R, Es, Wu, Bp, Wa, Ws
Voltage	12 - 240VAC/DC	24 - 240VAC/DC	12 - 240VAC/DC
Contacts	1 C/O Timed	1 C/O Timed	2 C/O Timed
Contact Rating	2000VA (8A - 250VAC)	2000VA (8A - 250VAC)	2000VA (8A - 250VAC)
Time Range	50 msec - 100 hours 7 ranges	50 msec - 100 hours 7 ranges	50 msec - 100 hours 7 ranges
Overvoltage Category	III (IEC 60664-1)	III (IEC 60664-1)	III (IEC 60664-1)
Rated Surge Voltage	4kV	4kV	4kV
Suitable for Frequency Converters	No	No	No
Size	17.5mm wide	17.5mm wide	35mm wide

TIME RELAYS - ENYA SERIES

FUNCTIONS



TIMER MODELS



MODEL	E1ZMQ10	E1Z1E10	E1Z1ER10
Functions	E, R, Wu, Bp	ON Delay Timer - E	ON & OFF Delay with Control - ER
Voltage	24 - 240VAC/DC	24 - 240VAC/DC	24 - 240VAC/DC
Contacts	1 C/O Timed	1 C/O Timed	1 C/O Timed
Contact Rating	2000VA (8A - 250VAC)	2000VA (8A - 250VAC)	2000VA (8A - 250VAC)
Time Range	50 msec - 100 hours 7 ranges	50 msec - 100 hours 7 ranges	50 msec - 100 hours 7 ranges
Overvoltage Category	III (IEC 60664-1)	III (IEC 60664-1)	III (IEC 60664-1)
Rated Surge Voltage	4kV	4kV	4kV
Suitable for Frequency Converters	No	No	No
Size	17.5mm wide	17.5mm wide	17.5mm wide

TIME RELAYS - ENYA SERIES

FUNCTIONS



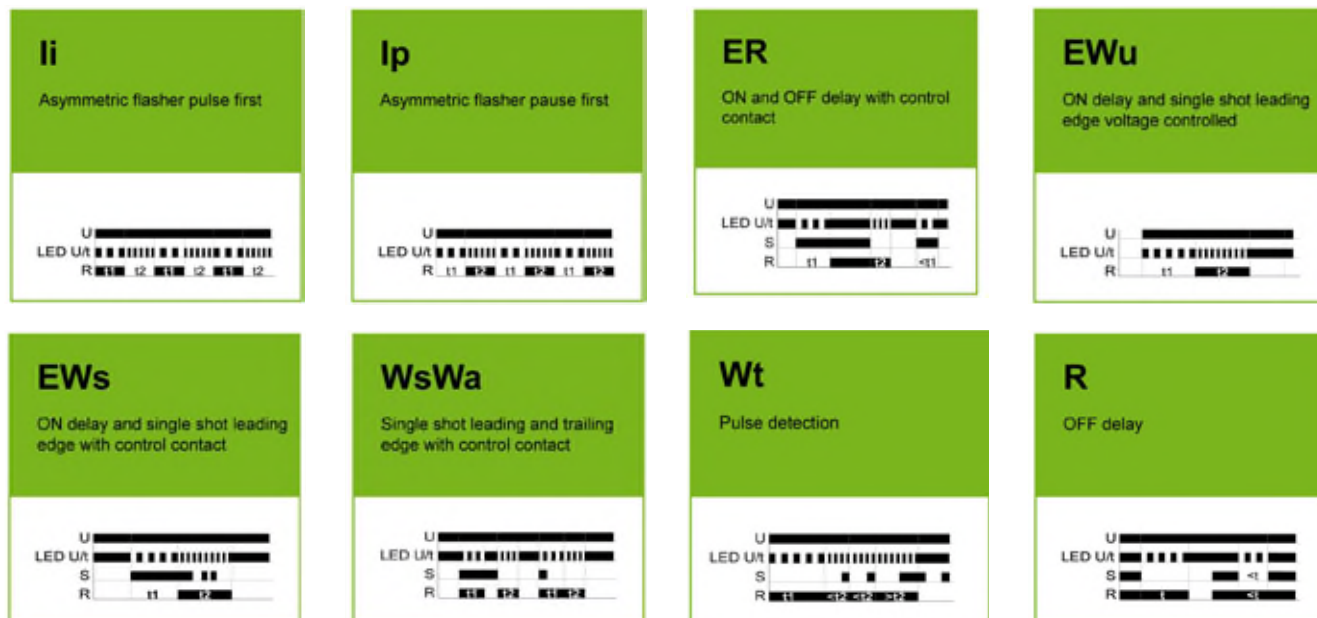
TIMER MODELS



MODEL	E1ZMW10	E1ZMWT10
Functions	E, R, WsWa, Wu, Wa, Ws, Wt	E, R, Ws, Wa, Wtf, Wto, Wt
Voltage	24 - 240VAC/DC	24 - 240VAC/DC
Contacts	1 C/O Timed	1 C/O Timed
Contact Rating	2000VA (8A - 250VAC)	2000VA (8A - 250VAC)
Time Range	50 msec - 100 hours 7 ranges	50 msec - 100 hours 7 ranges
Overvoltage Category	III (IEC 60664-1)	III (IEC 60664-1)
Rated Surge Voltage	4kV	4kV
Suitable for Frequency Converters	No	No
Size	17.5mm wide	17.5mm wide

TIME RELAYS - ENYA SERIES

FUNCTIONS



TIMER MODELS



MODEL	E1Z1R10	E1ZI10	E3ZI20
Functions	OFF Delay Timer - R	li, lp	li, lp, ER, Ewu, Ews, WsWa, Wt
Voltage	24 - 240VAC/DC	12 - 240VAC/DC	12 - 240VAC/DC
Contacts	1 C/O Timed	1 C/O Timed	2 C/O Timed
Contact Rating	2000VA (8A - 250VAC)	2000VA (8A - 250VAC)	2000V (8A - 250VAC)
Time Range	50 msec - 100 hours 7 ranges	50 msec - 100 hours 7 ranges	50 msec - 100 hours 7 ranges
Overvoltage Category	III (IEC 60664-1)	III (IEC 60664-1)	III (IEC 60664-1)
Rated Surge Voltage	4kV	4kV	4kV
Suitable for Frequency Converters	No	No	No
Size	17.5mm wide	17.5mm wide	35mm wide

TIME RELAYS - KAPPA SERIES

FUNCTIONS



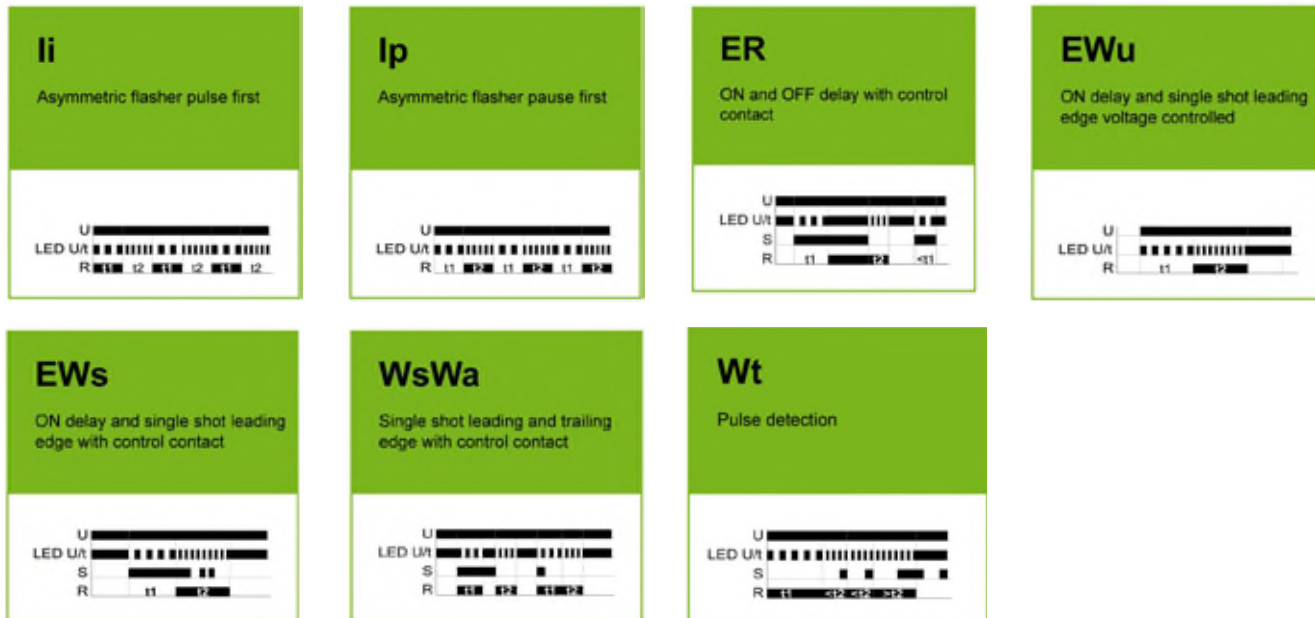
TIMER MODELS



MODEL	R11X	K3ZM20
Functions	11-Pin Base	E, R, Es, Wu, Bp, Wa, Ws
Voltage	300VAC	12 - 240VAC/DC
Contacts / Application	Panel / DIN Mount	2 C/O Timed
Contact Rating		2000VA (8A - 250VAC)
Time Range		50 msec - 100 hours 7 ranges
Overvoltage Category		III (IEC 60664-1)
Rated Surge Voltage		4kV
Suitable for Frequency Converters		No
Size	38mm wide	38mm wide

TIME RELAYS - KAPPA SERIES

FUNCTIONS





TIMER MODELS



MODEL	R11X	K3ZI20
Functions	11-Pin Base	li, lp, ER, Ewu, Ews, WsWa, Wt
Voltage	300VAC	12 - 240VAC/DC
Contacts / Application	Panel / DIN Mount	2 C/O Timed
Contact Rating		2000V (8A - 250VAC)
Time Range		50 msec - 100 hours 7 ranges
Overvoltage Category		III (IEC 60664-1)
Rated Surge Voltage		4kV
Suitable for Frequency Converters		No
Size	38mm wide	38mm wide

TIME RELAYS - RONDO SERIES

FUNCTIONS



TIMER MODELS



MODEL	SRE2-10S	SRE2-1M	SRW2-10S
Functions	ON Delay Timer - E	ON Delay Timer - E	Wu
Voltage	24VDC	24VDC	24VDC
Contacts	Transistor Switching	Transistor Switching	Transistor Switching
Contact Rating	6W (200mA/30V)	6W (200mA/30V)	6W (200mA/30V)
Time Range	1 sec - 10 sec	6 sec - 1 min	1 sec - 10 sec
Overvoltage Category	III (IEC 60664-1)	III (IEC 60664-1)	III (IEC 60664-1)
IP Rating	IP64	IP64	IP64
Rated Surge Voltage	4kV	4kV	4kV
Suitable for Frequency Converters	No	No	No
Size	22.5mm Hole	22.5mm Hole	22.5mm Hole

TIME RELAYS - COMBI SERIES

FUNCTIONS



TIMER MODELS



MODEL	ES9	ES12	COM3T
Functions	8-Pin Octal Base	11-Pin Octal Base	E, R, Es, Bi, Bp, Wa, Ws, Wu
Voltage	300VAC	300VAC	24 - 240VAC/DC
Contacts	2 C/O Timed	3 C/O Timed	
Contact Rating	Up to 10A with suitable relay	Up to 10A with suitable relay	Up to 10A with suitable relay
Time Range			50 msec - 10 days 8 ranges
Suitable for Frequency Converters			No
Size	38mm wide	38mm wide	38mm wide

Please Note: The ES9 Base is suitable with any 8-Pin Octal Relay and the ES12 is suitable for any 11-Pin Octal Relay. Please contact us for options available.

TIME RELAYS - FRONT SERIES

FUNCTIONS



TIMER MODELS

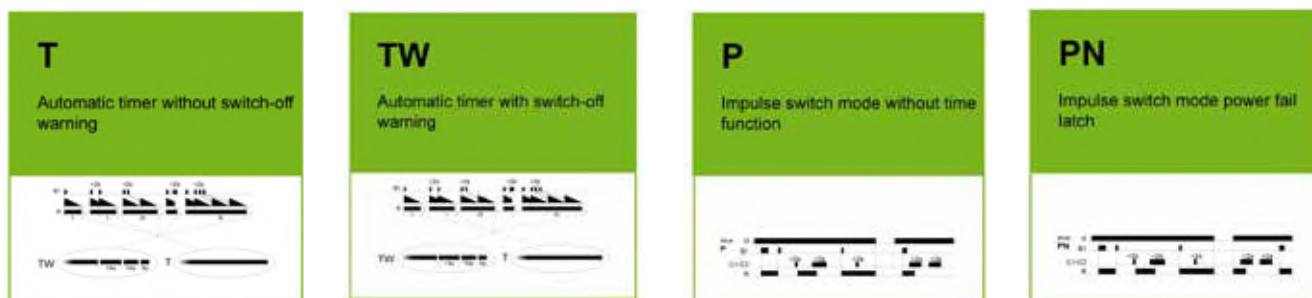


MODEL	TVC11	FSM10/24VAC/DC
Functions	11-Pin Octal Base	E, R, Es, Bi, Wu, Bp, Wa, Ws
Voltage	300VAC	24VAC/DC
Contacts / Application	Panel Mounting	1 C/O Timed
Contact Rating		1250VA (5A - 250VAC)
Time Range		1 msec - 1000 hours 8 ranges
Display		LCD
Indicators		Relay Status, Reset, Lock
Suitable for Frequency Converters		No
Size	45mm wide	45mm wide

Please Note: For DIN-Rail Mounting of the FSM product range we recommend the R11X 11-Pin Octal Base.

LIGHT CONTROL - STAIRCASE LIGHTING

FUNCTIONS



TIMER MODELS

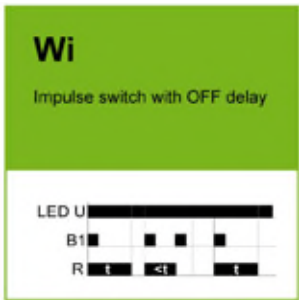


MODEL	E1ZTP	E1ZTP0	E1ZTPNC
Functions	TW, P, 1, 0	T, P, 1, 0	T, TW, P, PN, 1, 0
Voltage	230VAC	230VAC	230VAC
Contacts	1 C/O	1 C/O	1 C/O
Contact Rating	16A (80A Inrush - 20 msec)	16A (80A Inrush - 20 msec)	16A (80A Inrush - 20 msec)
Time Range	0.5 - 12 min	0.5 - 12 min	0.5, 2, 4, 6, 8, 10, 12 min
Pushbutton Glowlamp Load	100mA	100mA	100mA
Low Switching Noise	Yes	Yes	Yes
Additional Control Input	No	No	Yes
Size	17.5mm wide	17.5mm wide	17.5mm wide

Please Note: Function 1 is permanently ON and Function 0 is permanently OFF

LIGHT CONTROL - STAIRCASE LIGHTING

FUNCTIONS



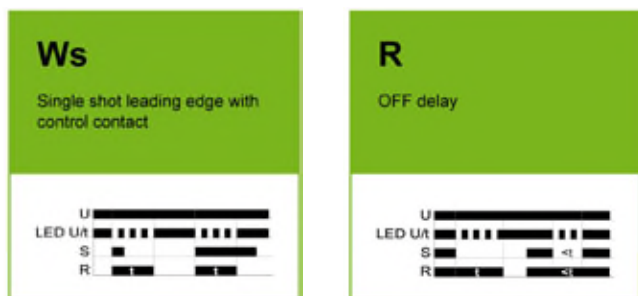
TIMER MODELS




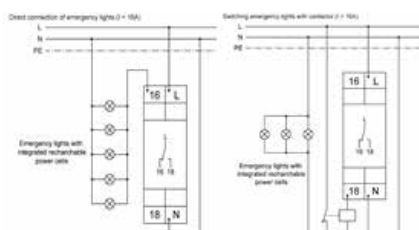
MODEL	E1ZW	E1K	E3K
Functions	Impulse switch with OFF Delay	Coupling Relay	Coupling Relay
Voltage	230VAC	24-230VAC/DC	24-230VAC/DC
Contacts	1 C/O	1 C/O	2 C/O
Contact Rating	16A (80A Inrush - 20ms)	2000VA (8A - 250VAC)	2000VA (8A - 250VAC)
Time Range	6,10,20,30,40,50,60min	N/A	N/A
Pushbutton Glowlamp Load	N/A	N/A	N/A
Low Switching Noise	Yes	Yes	Yes
Additional Control Input	N/A	No	Yes
Size	17.5mm wide	17.5mm wide	17.5mm wide

LIGHT CONTROL - STAIRCASE LIGHTING

FUNCTIONS



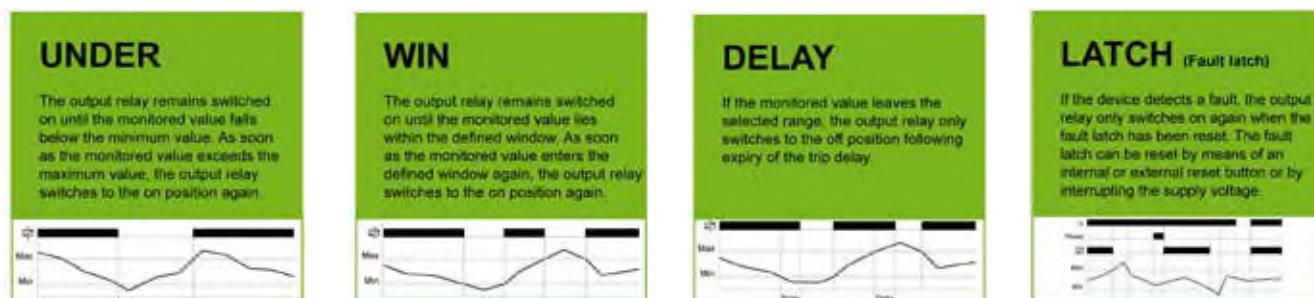
E1ZNT CONNECTION DIAGRAMS



MODEL	E1ZNT	E1Z1R10
Functions	Emergency Light Testing (Ws)	External Input Emergency Light Testing - OFF Delay (R)
Features	Integrated Test Push Button	External Input
Start Test / Activate	Press Push Button < 2 sec	External Input
Stop Test / Deactivate	Press Push Button > 2 sec	External Input
Voltage	230VAC	24-240VAC/DC
Contacts	1 C/O Timed	1 C/O Timed
Contact Rating (Direct - L&16)	16A (80A Inrush - 20 msec)	
Contact Rating (Contactor - L&18)	1250VA (5A - 250VAC)	2000VA (8A - 250VAC)
Indication	Green/Yellow LED	Green/Yellow LED
Time Settings	10, 30, 60, 90, 120, 180 min	50 msec - 100 hours
Size	17.5mm wide	17.5mm wide

VOLTAGE MONITORING - GAMMA SERIES

FUNCTIONS



VOLTAGE MONITORING MODELS

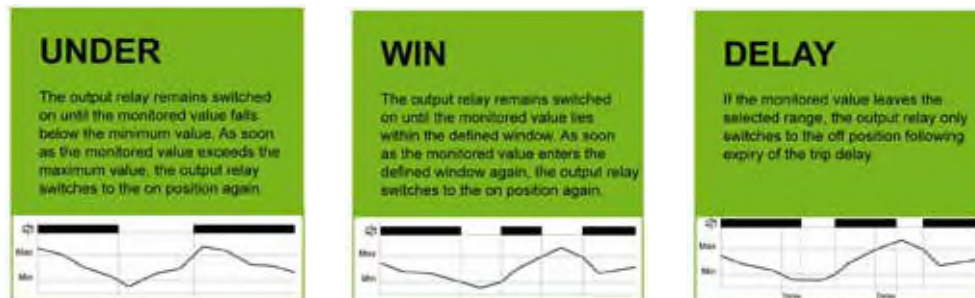


MODEL	G4PM690VSYL20**	G4PM500VSYL20**
Functions	Under, Under+Sequence, Window, Window+Sequence	Under, Under+Sequence, Window, Window+Sequence
Contacts	2 C/O	2 C/O
Measuring Voltage	3-Phase - 400/690VAC	3-Phase - 500VAC
Control Voltage	12 - 500VAC**	12 - 500VAC**
Tripping Delay / Fault Latch	0.1 - 10 sec / Yes	0.1 - 10 sec / Yes
Asymmetry Monitoring	5 - 25% or OFF	5 - 25% or OFF
Suitable for Frequency Converters	Yes	Yes
Suitable for Motor Applications	Yes	Yes
Size	45mm wide	45mm wide

** Please Note that a TR2 Voltage Module needs to be selected for models with ** and is fitted before dispatch. All TR2 Voltage Modules are listed in the Accessories Section.

VOLTAGE MONITORING - GAMMA SERIES

FUNCTIONS



VOLTAGE MONITORING MODELS

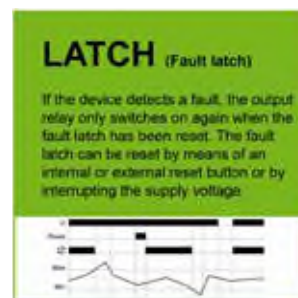
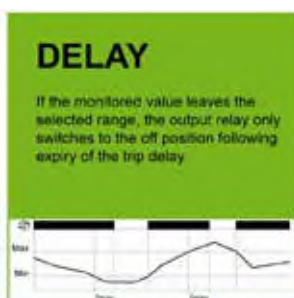
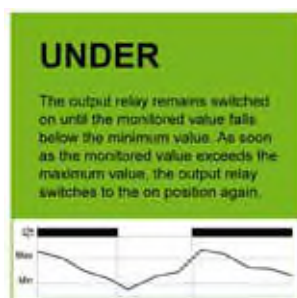


MODEL	G2PM400VSY20 24-240V	G2PM400VSY20**	G2PM400VSY10**
Functions	Under, Under+Sequence, Window, Window+Sequence	Under, Under+Sequence, Window, Window+Sequence	Under, Under+Sequence, Window, Window+Sequence
Contacts	2 C/O	2 C/O	1 C/O
Measuring Voltage	3-Phase - 400VAC	3-Phase - 400/VAC	3-Phase - 400VAC
Control Voltage	24 - 240VAC/DC	12 - 440VAC**	12 - 440VAC**
Tripping Delay	0.1 - 10 sec	0.1 - 10 sec	0.1 - 10 sec
Asymmetry Monitoring	5 - 25% or OFF	5 - 25% or OFF	5 - 25% or OFF
Suitable for Frequency Converters	Yes	Yes	Yes
Suitable for Motor Applications	Yes	Yes	Yes
Size	22.5mm wide	22.5mm wide	22.5mm wide

** Please Note that a TR2 Voltage Module needs to be selected for models with ** and is fitted before dispatch. All TR2 Voltage Modules are listed in the Accessories Section.

VOLTAGE MONITORING - GAMMA SERIES

FUNCTIONS



VOLTAGE MONITORING MODELS

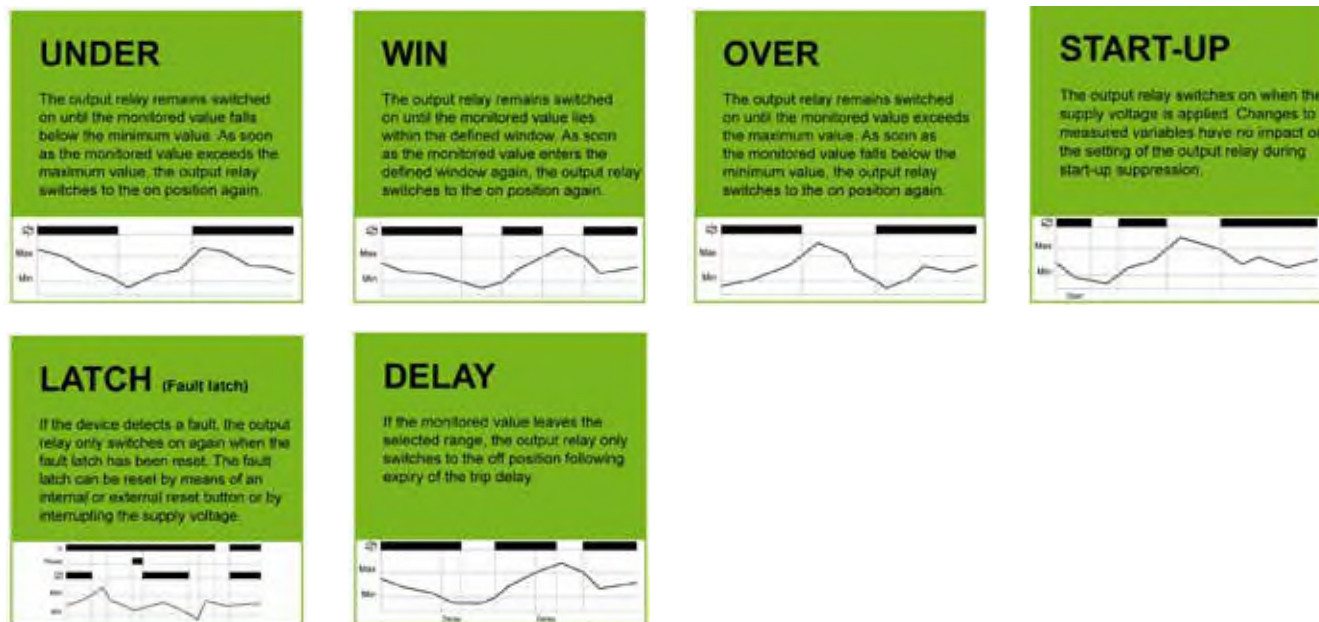


MODEL	G2PM230VSY20 24-240V	G2PM230VSY10**	G2YM400VL20**
Functions	Under, Under+Sequence, Window, Window+Sequence	Under, Under+Sequence, Window, Window+Sequence	Under, Under+Sequence, Window, Window+Sequence
Contacts	2 C/O	1 C/O	2 C/O
Measuring Voltage	3-Phase - 230VAC	3-Phase - 230VAC	3-Phase - 400VAC
Control Voltage	24 - 240VAC/DC	12 - 440VAC**	12 - 440VAC**
Tripping Delay / Fault Latch	0.1 - 10 sec / No	0.1 - 10 sec / No	0.1 - 10 sec / Yes
Asymmetry Monitoring	5 - 25% or OFF	5 - 25% or OFF	No
Suitable for Frequency Converters	Yes	Yes	Yes
Suitable for Motor Applications	Yes	Yes	Yes
Size	22.5mm wide	22.5mm wide	22.5mm wide

** Please Note that a TR2 Voltage Module needs to be selected for models with ** and is fitted before dispatch. All TR2 Voltage Modules are listed in the Accessories Section.

VOLTAGE MONITORING - GAMMA SERIES

FUNCTIONS



VOLTAGE MONITORING MODELS



MODEL	G2UM300VL10**	G2UM300VL20 24-240V	G2UM10VL20 24-240V
Functions	Under, Over, Window	Over + Latch, Under + Latch, Window + Latch	Over + Latch, Under + Latch, Window + Latch
Contacts	1 C/O	2 C/O	2 C/O
Measuring Voltage	1-Phase - 30V/60V/300V AC/DC	1-Phase - 30V/60V/300V AC/DC	1-Phase - 60mV/150mV/10V AC/DC
Control Voltage	24 - 240VAC/DC	24 - 240VAC/DC	24 - 240VAC/DC
Tripping Delay / Fault Latch / Start-up Delay	0.1 - 10 sec / Yes / 0 - 10 sec	0.1 - 10 sec / Yes / 0 - 10 sec	0.1 - 10 sec / Yes / 0 - 10 sec
Asymmetry Monitoring	No	No	No
Suitable for Frequency Converters	Yes	Yes	Yes
Suitable for Motor Applications	Yes	Yes	Yes
Size	22.5mm wide	22.5mm wide	22.5mm wide

** Please Note that a TR2 Voltage Module needs to be selected for models with ** and is fitted before dispatch. All TR2 Voltage Modules are listed in the Accessories Section.

VOLTAGE & FREQUENCY MONITORING - GAMMA SERIES

FUNCTIONS



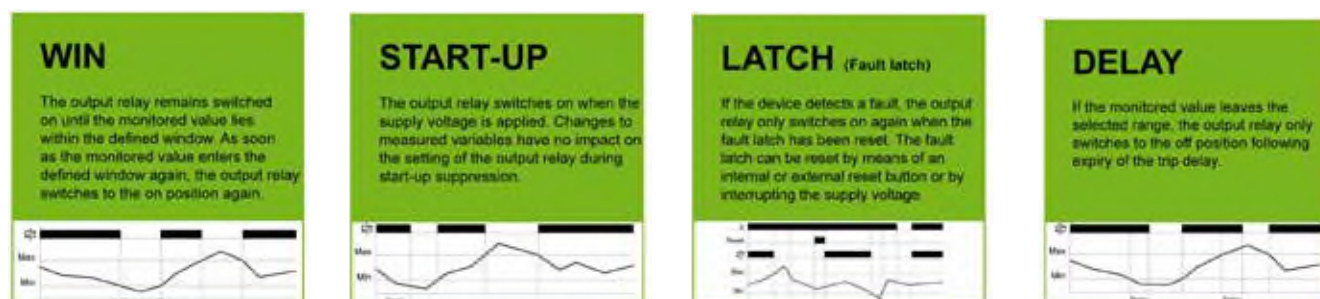
VOLTAGE MONITORING MODELS



MODEL	G2PF400VS02	G2FW400VL20 24-240V
Functions	Phase Failure & Sequence Monitoring	Frequency Monitoring 50Hz or 60Hz Systems
Contacts	2 C/O	2 C/O
Measuring Voltage	3-Phase - 400VAC	110VAC - 400VAC
Control Voltage	400VAC	24 - 240VAC/DC
Tripping Delay / Fault Latch / Start-up Delay	No	0.1 - 10 sec / Yes / 0 - 10 sec
Asymmetry Monitoring	Fixed - 30%	No
Suitable for Frequency Converters	Yes	Yes
Suitable for Motor Applications	Yes	Yes
Size	22.5mm wide	22.5mm wide

VOLTAGE & FREQUENCY MONITORING - GAMMA SERIES

FUNCTIONS



VOLTAGE MONITORING MODELS




MODEL	G2UW300V10**
Functions	Window
Contacts	1 C/O
Measuring Voltage	1-Phase - 30V/60V/300V AC/DC
Control Voltage	24 - 240VAC/DC
Tripping Delay/Fault Latch/Start-up Delay	0.1 - 10 sec / Yes / 0 - 10 sec
Asymmetry Monitoring	No
Suitable for Frequency Converters	Yes
Suitable for Motor Applications	Yes
Size	22.5mm wide

** Please Note that a TR2 Voltage Module needs to be selected for models with ** and is fitted before dispatch. All TR2 Voltage Modules are listed in the Accessories Section.

VOLTAGE MONITORING - VEO SERIES

FUNCTIONS




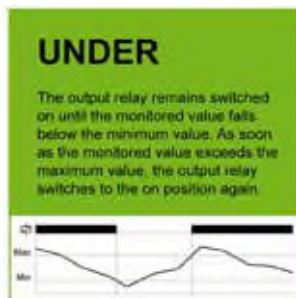
VOLTAGE MONITORING MODELS



MODEL	V2PM400Y/230VS10	V2PF480Y/277VSY01	V4PF480Y/277VSYTK02
MODEL PUSH-IN TYPE	V2PM400Y/230VS10P	V2PF480Y/277VSY01P	V4PF480Y/277VSYTK02P
Functions	Under, Under+Sequence, Window, Window+Sequence	Under, Under+Sequence	Under, Under+Sequence, Motor Temperature (PTC)
Contacts	1 C/O	1 C/O	2 C/O
Measuring Voltage	3-Phase - 400VAC	3-Phase - 400/VAC	3-Phase - 400VAC
Control Voltage	400VAC	400VAC	400VAC
Tripping Delay	0.1 - 10 sec	Fixed < 250 msec	Fixed < 250 msec
Asymmetry Monitoring	No	5 - 25% or OFF	5 - 25% or OFF
Suitable for Frequency Converters	Yes	Yes	Yes
Suitable for Motor Applications	Yes	Yes	Yes
Size	22.5mm wide	22.5mm wide	45mm wide

VOLTAGE MONITORING - VEO SERIES

FUNCTIONS



VOLTAGE MONITORING MODELS



MODEL	V2UM230V10	V2UF230V10
Functions	Under, Window	Voltage Drop Detector 10 to 40msec
Contacts	1 C/O	1 C/O
Measuring Voltage	1-Phase - 24VDC or 230VAC/DC	1-Phase
Control Voltage	24VDC or 230VAC/DC	230VAC
Tripping Delay	0.1 - 10 sec	0.1 - 10 sec
Asymmetry Monitoring	No	No
Suitable for Frequency Converters	Yes	Yes
Suitable for Motor Applications	Yes	Yes
Size	22.5mm wide	22.5mm wide

VOLTAGE MONITORING - ENYA SERIES

FUNCTIONS




VOLTAGE MONITORING MODELS



MODEL	E1YM400VS10	E1PF400VSY01	E3PF400VSY02
Functions	Under, Under+Sequence, Window, Window +Sequence	Under, Under+Sequence	Under, Under+Sequence
Contacts	1 C/O	1 C/O	2 C/O
Measuring Voltage	3 & 1-Phase - 400/230VAC	3 & 1-Phase - 400/VAC	3-Phase - 400/VAC
Control Voltage	400/230VAC	400VAC	400VAC
Tripping Delay	0.1 - 10 sec	Fixed - 100 msec	Fixed - 100 msec
Asymmetry Monitoring	No	5 - 25% or OFF	5 - 25% or OFF
Suitable for Frequency Converters	No	No	No
Suitable for Motor Applications	Yes	Yes	Yes
Size	17.5mm wide	17.5mm wide	55mm wide

VOLTAGE MONITORING - ENYA SERIES

FUNCTIONS



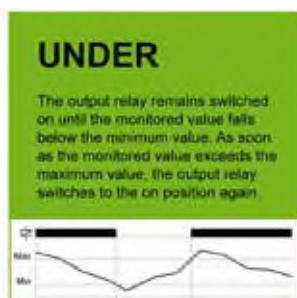
VOLTAGE MONITORING MODELS



MODEL	E3YM400VSY20
Functions	Under, Under+Sequence, Window, Window+Sequence, Asymmetry
Contacts	2 C/O
Measuring Voltage	3 & 1-Phase - 400/230VAC
Control Voltage	400/230VAC
Tripping Delay	0 - 30 sec
Asymmetry Monitoring	5 - 25% or OFF
Suitable for Frequency Converters	No
Suitable for Motor Applications	Yes
Size	35mm wide

VOLTAGE MONITORING - ENYA SERIES

FUNCTIONS



VOLTAGE MONITORING MODELS



MODEL	E1PF480Y/277VSY01	E1YU400V01	E3YU400V02
Functions	Under + Sequence	Under (adjustable)	Under (adjustable)
Contacts	1 C/O	1 C/O	2 C/O
Measuring Voltage	3-Phase - 480/277VAC	3 & 1-Phase - 400/230VAC	3 & 1-Phase - 400/230VAC
Control Voltage	480/277VAC	400/230VAC	400/230VAC
Tripping Delay	Fixed - 100 msec	Fixed - 200 msec	Fixed - 200 msec
Asymmetry Monitoring	5 - 25% or OFF	No	No
Suitable for Frequency Converters	No	No	No
Suitable for Motor Applications	Yes	No	No
Size	17.5mm wide	17.5mm wide	35mm wide

VOLTAGE MONITORING - ENYA SERIES

FUNCTIONS



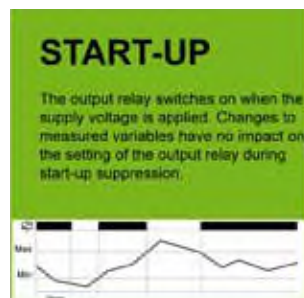
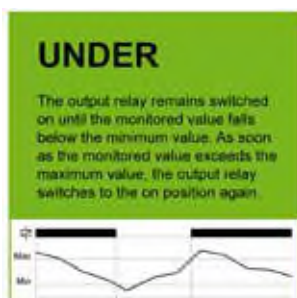
VOLTAGE MONITORING MODELS



MODEL	E1YF400VT01	E3YF400VT02	E3YF400VFAL02
Functions	Under, Test	Under, Test	Window, Latch
Contacts	1 C/O	2 C/O	2 C/O
Measuring Voltage	3 & 1-Phase - 400/230VAC	3 & 1-Phase - 400/230VAC	3 & 1-Phase - 400/230VAC
Control Voltage	400/230VAC	400/230VAC	400/230VAC
Tripping Delay / Failure Delay	Fixed - 200 msec	Fixed - 200 msec	Fixed - 200 msec / 20 msec
Asymmetry Monitoring	No	No	No
Suitable for Frequency Converters	No	No	No
Suitable for Motor Applications	No	No	No
Size	17.5mm wide	35mm wide	35mm wide

VOLTAGE MONITORING - ENYA SERIES

FUNCTIONS




VOLTAGE MONITORING MODELS



MODEL	E1YF400V01	E3YF400V02	E3YF400VE20
Functions	Under (85%)	Under (85%)	Under (85%), On-Delay
Contacts	1 C/O	2 C/O	2 C/O
Measuring Voltage	3 & 1-Phase - 400/230VAC	3 & 1-Phase - 400/230VAC	3 & 1-Phase - 400/230VAC
Control Voltage	400/230VAC	400/230VAC	400/230VAC
Tripping Delay	Fixed - 200 msec	Fixed - 200 msec	Reset Time 0.5 sec
Asymmetry Monitoring	No	No	No
Suitable for Frequency Converters	No	No	No
Suitable for Motor Applications	No	No	No
Size	17.5mm wide	35mm wide	35mm wide

VOLTAGE MONITORING - ENYA SERIES

FUNCTIONS



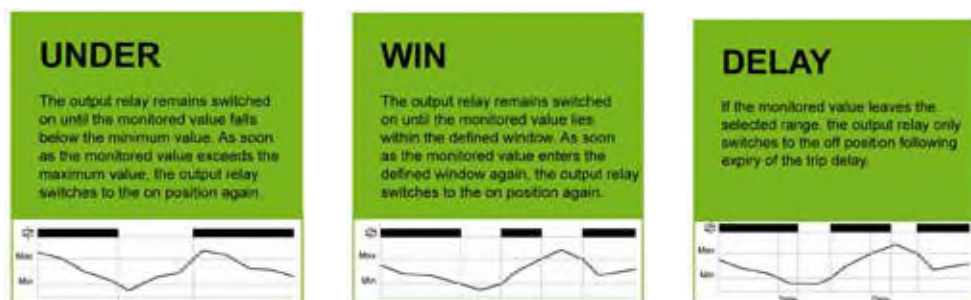
VOLTAGE MONITORING MODELS



MODEL	E1UM230V01
Functions	1-Phase AC/DC Monitoring Win, Under
Contacts	1 C/O
Measuring Voltage	24AC/24VDC/230VAC
Tripping Delay	N/A
Asymmetry Monitoring	No
Suitable for Frequency Converters	No
Suitable for Motor Applications	No
Size	17.5mm wide

VOLTAGE MONITORING - KAPPA SERIES

FUNCTIONS



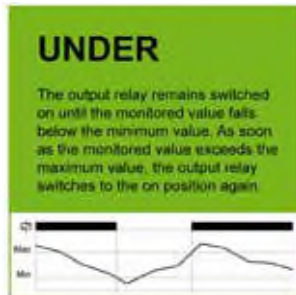
VOLTAGE MONITORING MODELS



MODEL	R11X	K3YM400VSY20	K3PF400VSY02
Functions	11 Pin Base	Under, Under+Sequence, Window, Window +Sequence	Under + Sequence
Contacts	300VAC	2 C/O	2 C/O
Measuring Voltage		3 & 1-Phase - 400/230VAC	3-Phase - 400VAC
Control Voltage		400/230VAC	400VAC
Tripping Delay		0.1 - 10 sec	Fixed - 100 msec
Asymmetry Monitoring		5 - 30% or OFF	5 - 30% or OFF
Suitable for Frequency Converters		No	No
Suitable for Motor Applications		Yes	Yes
Size	38mm wide	38mm wide	38mm wide

VOLTAGE MONITORING - KAPPA SERIES

FUNCTIONS




VOLTAGE MONITORING MODELS



MODEL	R11X	K3UM230VAC02	K3UM24VDC02
Functions	11 Pin Base	Under & Window	Under & Window
Contacts	300VAC	2 C/O	2 C/O
Measuring Voltage		1-Phase - 230VAC	1-Phase - 24VDC
Control Voltage		230VAC	24VDC
Tripping Delay		None	None
Asymmetry Monitoring		No	No
Suitable for Frequency Converters		No	No
Suitable for Motor Applications		Yes	Yes
Size	38mm wide	38mm wide	38mm wide

CURRENT MONITORING - GAMMA SERIES

FUNCTIONS



THREE PHASE CURRENT MONITORING MODELS

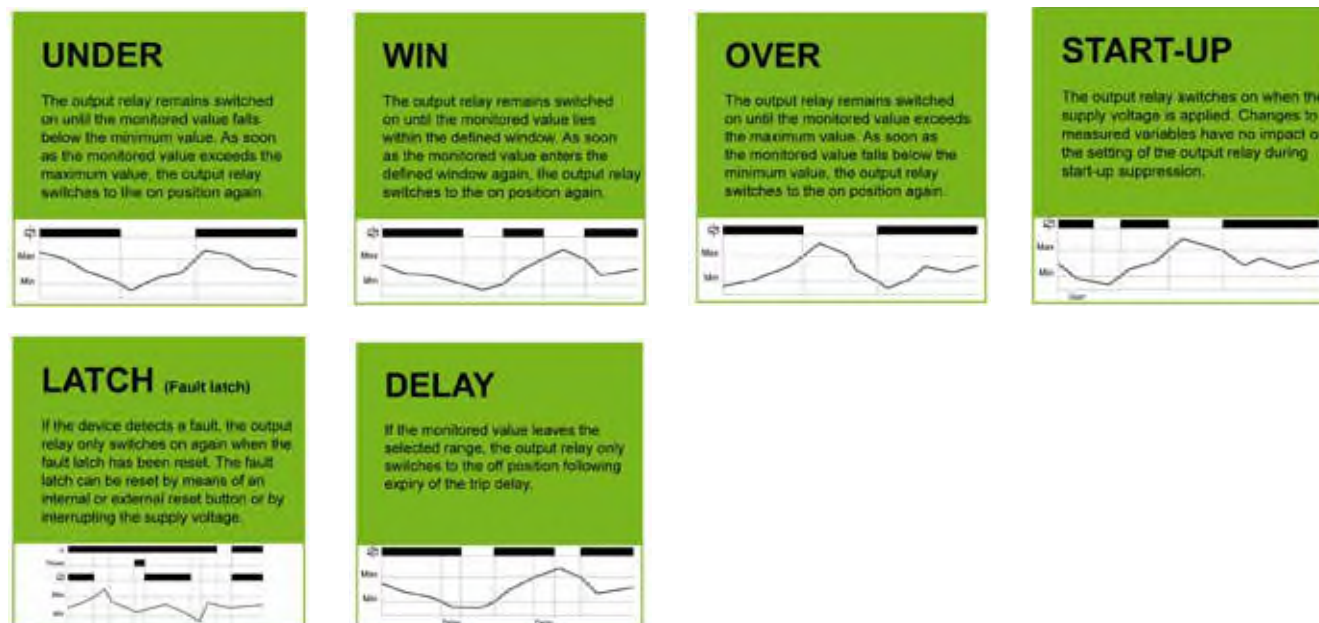


MODEL	G2JM5AL20 24-240V	G2JM5AL20**
Functions	Under, Under + Latch, Over, Over + Latch, Window, Window + Latch	Under, Under + Latch, Over, Over + Latch, Window, Window + Latch
Contacts	2 C/O	2 C/O
Measuring	3-Phase Current - 5 Amps	3-Phase Current - 5 Amps
Control Voltage	24 - 240VAC/DC	12 - 400VAC**
Tripping Delay/Fault Latch/Start-up Delay	0.1 - 10 sec / Yes / 0 - 10 sec	0.1 - 10 sec / Yes / 0 - 10 sec
Suitable for Frequency Converters	Yes	Yes
Size	22.5mm wide	22.5mm wide

** Please Note that a TR2 Voltage Module needs to be selected for models with ** and is fitted before dispatch. All TR2 Voltage Modules are listed in the Accessories Section.

CURRENT MONITORING - GAMMA SERIES

FUNCTIONS



SINGLE PHASE AC/DC CURRENT MONITORING MODELS

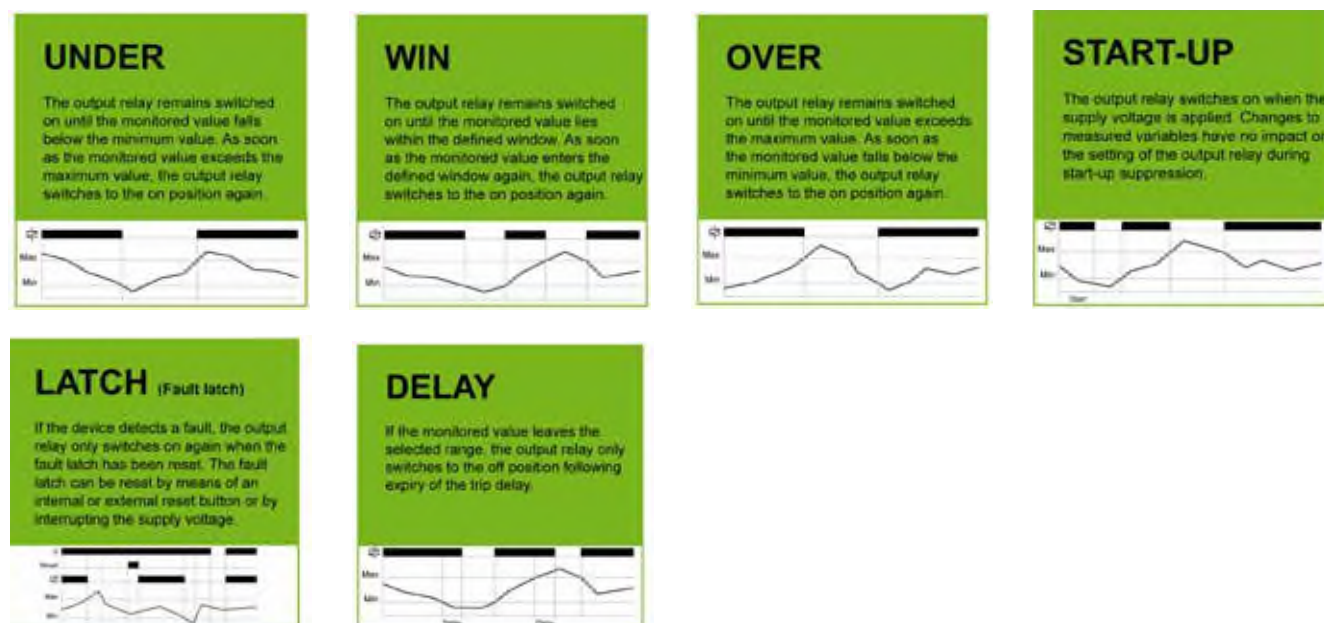


MODEL	G2IM10AL20 24-240V	G2IM10AL20**
Functions	Under, Under + Latch, Over, Over + Latch, Window, Window + Latch	Under, Under + Latch, Over, Over + Latch, Window, Window + Latch
Contacts	2 C/O	2 C/O
Measuring	1-Phase AC/DC Current 100mA, 1A, 10A	1-Phase AC/DC Current 100mA, 1A, 10A
Control Voltage	24 - 240VAC/DC	12 - 400VAC**
Tripping Delay / Fault Latch	0.1 - 10 sec / Yes	0.1 - 10 sec / Yes
Start-up Delay	0 - 10 sec	0 - 10 sec
Suitable for Frequency Converters	Yes	Yes
Size	22.5mm wide	22.5mm wide

** Please Note that a TR2 Voltage Module needs to be selected for models with ** and is fitted before dispatch. All TR2 Voltage Modules are listed in the Accessories Section.

CURRENT MONITORING - GAMMA SERIES

FUNCTIONS



SINGLE PHASE AC/DC CURRENT MONITORING MODELS

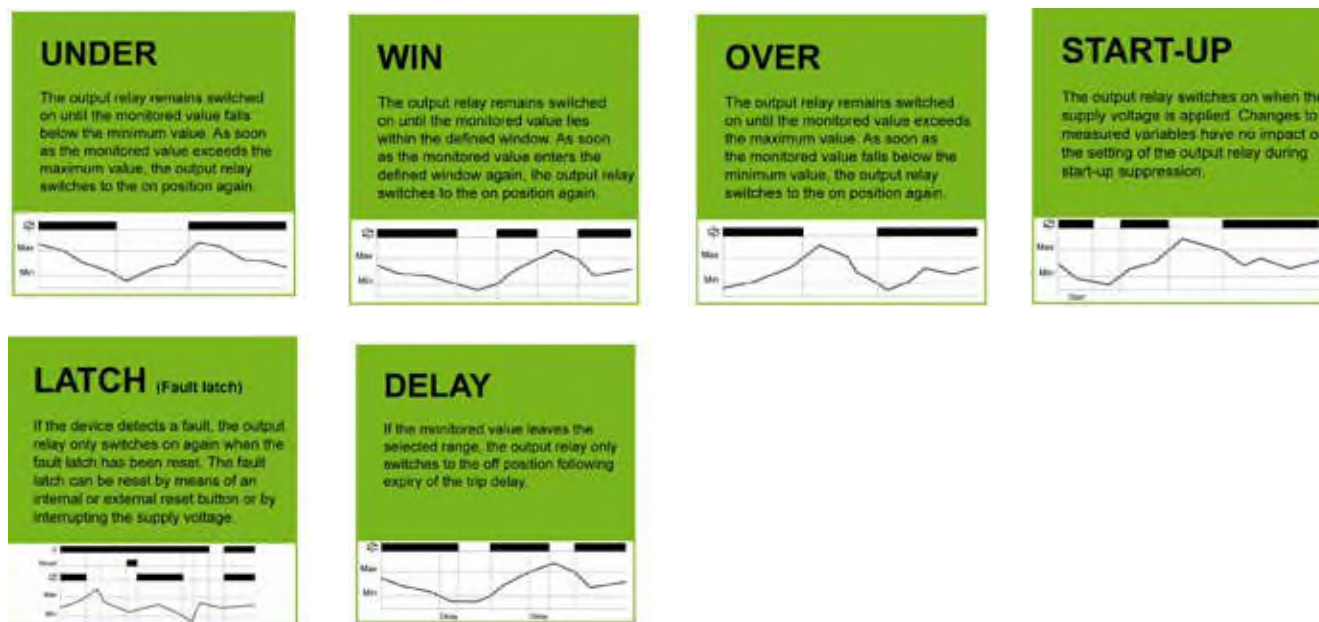


MODEL	G2IM5AL20 24-240V	G2IM5AL20**
Functions	Under, Under + Latch, Over, Over + Latch, Window, Window + Latch	Under, Under + Latch, Over, Over + Latch, Window, Window + Latch
Contacts	2 C/O	2 C/O
Measuring	1-Phase AC/DC Current 20mA, 1A, 5A	1-Phase AC/DC Current 20mA, 1A, 5A
Control Voltage	24 - 240VAC/DC	12 - 400VAC**
Tripping Delay / Fault Latch	0.1 - 10 sec / Yes	0.1 - 10 sec / Yes
Start-up Delay	0 - 10 sec	0 - 10 sec
Suitable for Frequency Converters	Yes	Yes
Size	22.5mm wide	22.5mm wide

** Please Note that a TR2 Voltage Module needs to be selected for models with ** and is fitted before dispatch. All TR2 Voltage Modules are listed in the Accessories Section.

CURRENT MONITORING - GAMMA SERIES

FUNCTIONS



TEMPERATURE MONITORING MODELS

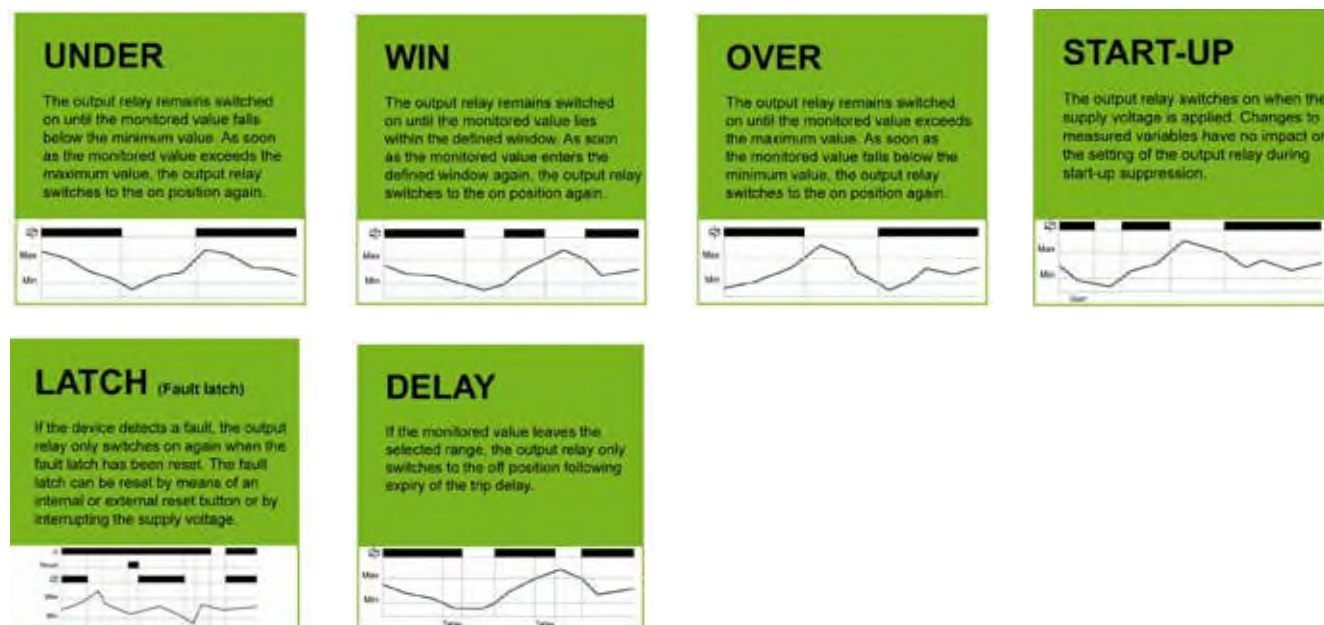


MODEL	G2TMPT100L20 24-240V	G2TF02 24-240V	G2TF02**
Functions	Under, Under + Latch, Over, Over + Latch, Window, Window + Latch	Over, Over + Latch, Reset Button	Over, Over + Latch, Reset Button
Contacts	2 C/O	2 C/O	2 C/O
Measuring Range	PT100 (-50, 0, +50, +100)	Motor Winding PTC Monitoring	Motor Winding PTC Monitoring
Sensor Monitoring / Sensor Number	Yes / 1	No / up to 6	No / up to 6
Control Voltage	24 - 240VAC/DC	24 - 240VAC/DC	12 - 400VAC**
Start-up Delay / Fault Latch	1 - 30 min / Yes	No / Yes	No / Yes
Suitable for Frequency Converters	Yes	Yes	Yes
Size	22.5mm wide	22.5mm wide	22.5mm wide

** Please Note that a TR2 Voltage Module needs to be selected for models with ** and is fitted before dispatch. All TR2 Voltage Modules are listed in the Accessories Section.

CURRENT MONITORING - VEO SERIES

FUNCTIONS



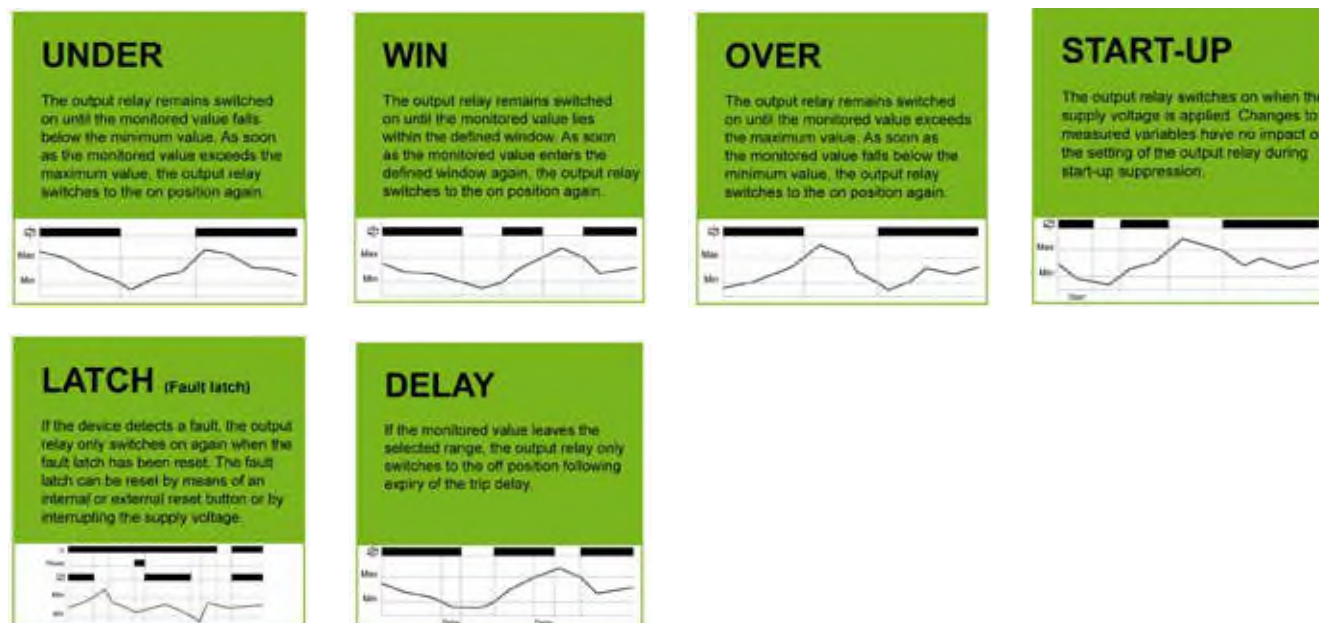
SINGLE PHASE AC/DC CURRENT MONITORING MODELS



MODEL	V2IM10AL10	V4IM35AL20	V4IM100AL20
Functions	Under, Under + Latch, Over, Over + Latch, Window, Window + Latch, Maximum/Minimum, Maximum/Minimum + Latch	Under, Under + Latch, Over, Over + Latch, Window, Window + Latch, Maximum/Minimum, Maximum/Minimum + Latch	Under, Under + Latch, Over, Over + Latch, Window, Window + Latch, Maximum/Minimum, Maximum/Minimum + Latch
Contacts	1 C/O	2 C/O	2 C/O
Measuring	1-Phase AC/DC	1-Phase AC/DC	1-Phase AC/DC
Control Voltage	24 - 240VDC or 110 - 240VAC	24 - 240VAC/DC	24 - 240VAC/DC
Measured Current	10 Amps	35 Amps	100 Amps
Tripping Delay	0.1 - 10 sec	0.1 - 10 sec	0.1 - 10 sec
Start-up Delay	N/A	0 - 10 sec	0 - 10 sec
Suitable for Frequency Converters	Yes	Yes	Yes
Size	22.5mm wide	45mm wide	45mm wide

CURRENT MONITORING - ENYA SERIES

FUNCTIONS



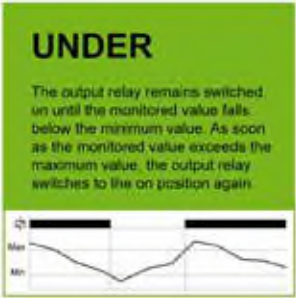
SINGLE PHASE AC CURRENT MONITORING MODELS



MODEL	E1IM10AACL10	E1IM1AACL10
Functions	Under, Under + Latch, Over, Over + Latch, Window, Window + Latch	Under, Under + Latch, Over, Over + Latch, Window, Window + Latch
Contacts	1 C/O - 8 Amp	1 C/O - 8 Amp
Measuring	1-Phase AC/DC Current 10A	1-Phase AC/DC Current 1A
Control Voltage	240VAC	240VAC
Tripping Delay / Fault Latch	0.1 - 10 sec / Yes	0.1 - 10 sec / Yes
Start-up Delay	No	No
Suitable for Frequency Converters	No	No
Size	17.5mm wide	17.5mm wide

CURRENT MONITORING - ENYA SERIES

FUNCTIONS



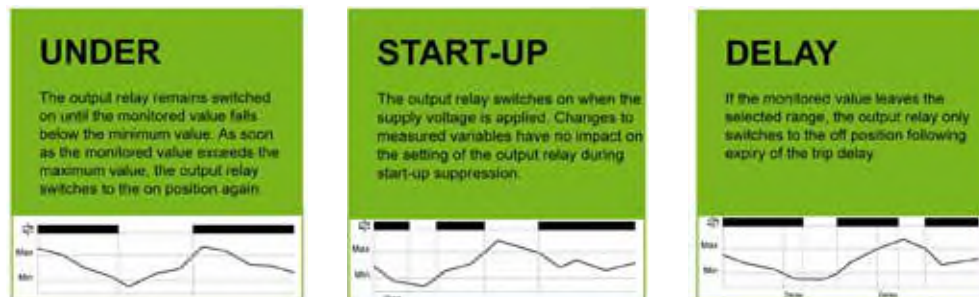
SINGLE PHASE AC CURRENT MONITORING MODELS



MODEL	E1IU5AAC01	E1IU500MAAC
Functions	Under	Under
Contacts	1 C/O - 8 Amp	1 C/O - 8 Amp
Measuring	1-Phase AC/DC Current 5A	1-Phase AC/DC Current 500mA
Control Voltage	240VAC	240VAC
Tripping Delay / Fault Latch	No	No
Start-up Delay	No	No
Suitable for Frequency Converters	No	No
Size	17.5mm wide	17.5mm wide

CURRENT MONITORING - ENYA SERIES

FUNCTIONS



SINGLE PHASE AC CURRENT MONITORING WITH OFF DELAY



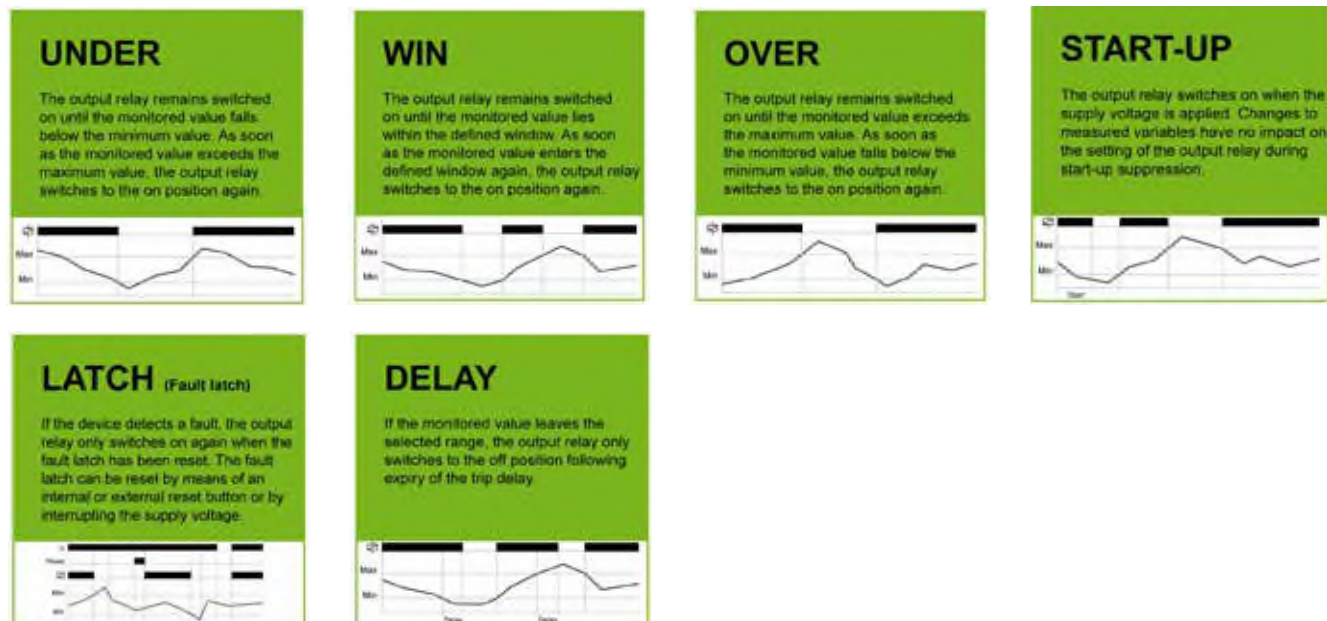
MODEL

E3IF500MAAC20

Functions	Under
Contacts	1 C/O - 8 Amp
Measuring	1-Phase 16 Amp - AC Current
Control Voltage	240VAC
Tripping Current	50mA - 0.5A
Tripping Delay	0 - 20 min
Start-up Delay	0 - 20 min
Suitable for Frequency Converters	No
Size	35mm wide

CURRENT MONITORING - ENYA SERIES

FUNCTIONS



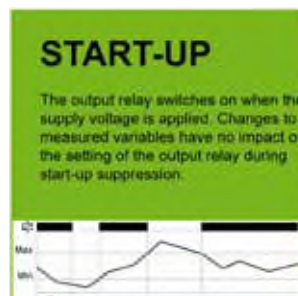
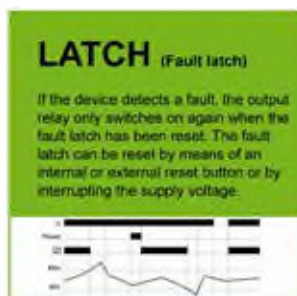
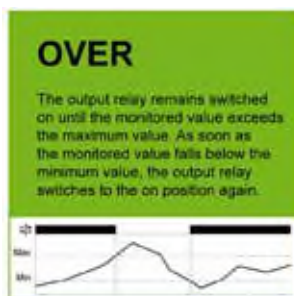
SINGLE PHASE AC CURRENT MONITORING MODELS



MODEL	R11X	K3IM5AACL20
Functions	11-Pin Base	Under, Under + Latch, Over, Over + Latch, Window, Window + Latch
Contacts		2 C/O
Measuring		1-Phase AC Current - 5A
Control Voltage	300VAC	240VAC
Tripping Delay / Fault Latch		0.1 - 10 sec / Yes
Start-up Delay		0 - 10 sec
Suitable for Frequency Converters		No
Size	38mm wide	38mm wide

TEMPERATURE MONITORING - GAMMA, VEO & ENYA SERIES

FUNCTIONS



TEMPERATURE MONITORING MODELS



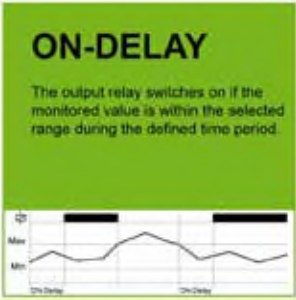
VEO Range
now with
PUSH-IN
terminals



MODEL	G2TFKN02**	V2TF01	E3TF01
MODEL PUSH-IN TYPE		V2TF01P	
Functions	Over, Over + Latch, Reset Button, Zero Volt Latch, Thermistor Line Monitoring	Over	Over, Over + Latch, Reset Button
Contacts	2 C/O	1 C/O	1 C/O
Measuring Range	Motor Winding PTC Monitoring	Motor Winding PTC Monitoring	Motor Winding PTC Monitoring
Sensor Monitoring / Sensor Number	No / up to 6	No / up to 6	No / up to 6
Control Voltage	12 - 400VAC**	24 - 240VAC/DC	230VAC
Start-up Delay / Fault Latch	No / Yes	50 msec / No	No / Yes
Suitable for Frequency Converters	Yes	Yes	No
Size	22.5mm wide	22.5mm wide	35mm wide

LIQUID LEVEL MONITORING - GAMMA & ENYA SERIES

FUNCTIONS



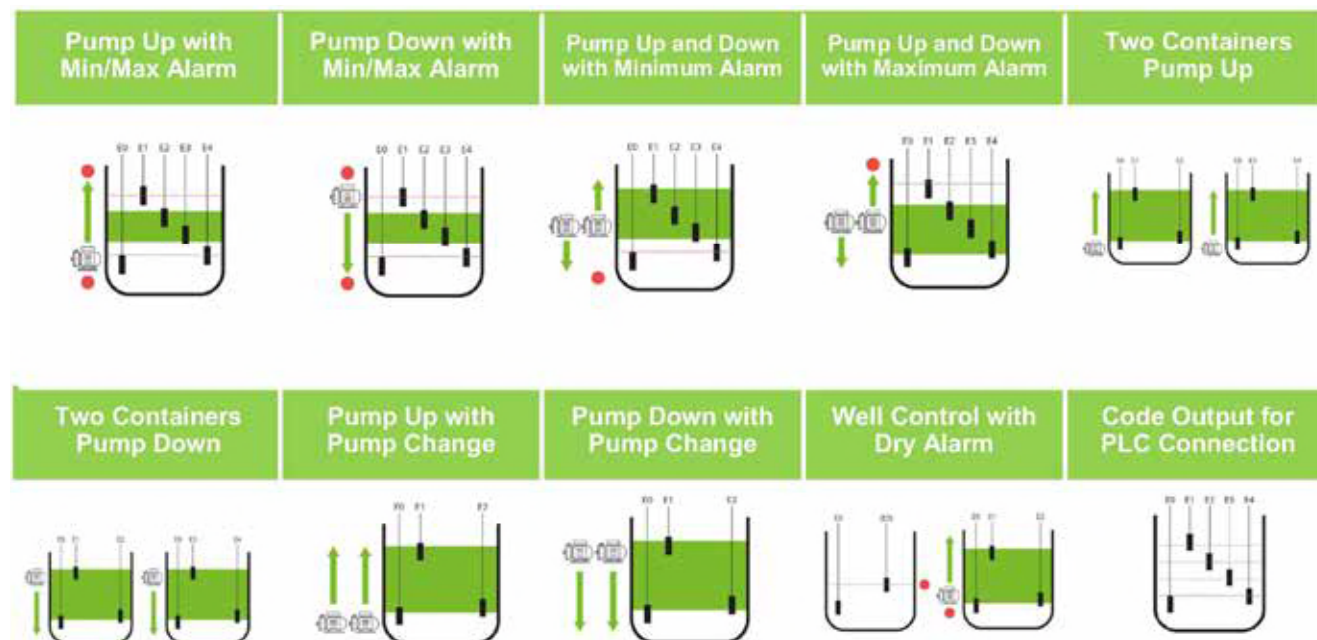
LIQUID LEVEL MONITORING MODELS



MODEL	G2LM20 230VAC	G2LM20 24VAC	E3LM10
Functions	Pump Up, Pump Down	Pump Up, Pump Down	Pump Up, Pump Down
Contacts	2 C/O	2 C/O	1 C/O
Control Voltage	230VAC	24VAC	230VAC
Tripping Delay (Delay On)	0.5 - 10 sec	0.5 - 10 sec	0.5 - 10 sec
Turn Off Delay (Delay Off)	0.5 - 10 sec	0.5 - 10 sec	0.5 - 10 sec
Sensitivity Control Adjustable	Yes - 0.5 to 100kΩ	Yes - 0.5 to 100kΩ	Yes - 0.5 to 100kΩ
Suitable for Frequency Converters	Yes	Yes	No
Size	22.5mm wide	22.5mm wide	35mm wide

LIQUID LEVEL MONITORING - VEO ENYA SERIES

FUNCTIONS



LIQUID LEVEL MONITORING MODELS



MODEL

Functions

Contacts

Control Voltage

Delay

Sensitivity Control Adjustable

Sensor Voltage Adjustable

Suitable for Frequency Converters

Size

V4LM4S30

4 Probe Plus Reference
10 Function - Multi Function

3 C/O

24 - 240VAC/DC

0.5 - 10 sec

Low - 0.25 to 12.5kΩ
High - 10 to 500kΩ

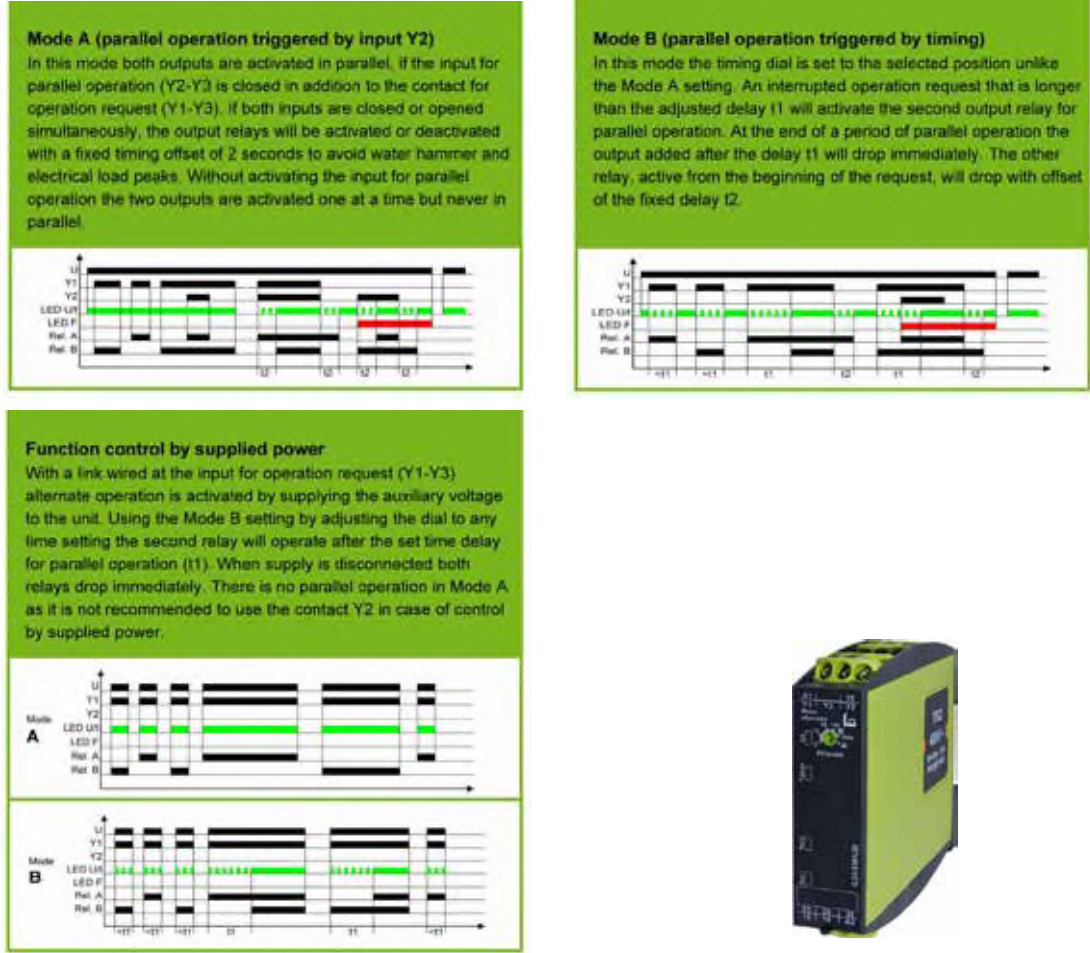
AC, 18.33Hz, 100% = 2.3Vrms
open-circuit voltage

Yes

45mm wide

PUMP CONTROL - GAMMA SERIES

FUNCTIONS



MODEL




Functions	Pump Alternator
Contacts	2 C/O
Control Voltage	12 - 400VAC**
Mode A	Parallel Operation via Separate Input
Mode B	Parallel Operation via Time Delay / 2 - 300 sec
Duty Cycle Control	Even Distribution of Duty
Parallel Duty On High Demand	Yes
Suitable for Frequency Converters	Yes
Size	22.5mm wide

** Please Note that a TR2 Voltage Module needs to be selected for models with ** and is fitted before dispatch.
All TR2 Voltage Modules are listed in the Accessories Section.



PUMP CONTROL - ENYA SERIES

FUNCTIONS



LOAD ALTERNATOR WITH TIMER



MODEL

E1ZMLA10

Functions	E, R, L1, LA, L2
Contacts	1 C/O Timed/Control
Voltage	24 - 240VAC/DC
Contact Rating	2000VA (8A - 250VAC)
Time Range	50 msec - 100 hours 7 ranges
Overvoltage Category	III (IEC 60664-1)
Rated Surge Voltage	4kV
Suitable for Frequency Converters	No
Size	17.5mm wide

LOAD MONITORING RELAYS - GAMMA SERIES

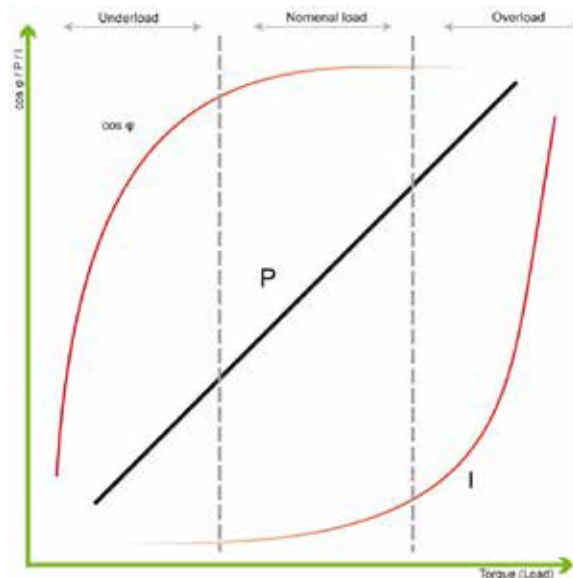
TECHNICAL INFORMATION:

Monitoring of motors: Tele power monitoring systems offer significant advantages, particularly in situations in which monitoring tasks are carried out without sensors:

- No additional sensors necessary
- No maintenance or cleaning costs
- Easy to use, even in charged air
- Saving of cabling costs
- No use of explosion-proof barriers necessary
- Simple retrofitting

Using Current Monitoring can be difficult due to the non-linear current draw in fault conditions. Using $\cos \phi$ Monitoring Relays is perfect for Underload protection but True Power Monitoring Relays can protect Pumps and Motors accurately and safely for both Over & Underload situations.

Examples: Agitators, Crushers, Grinders, Shredders, Compactors, Conveyor Systems, Bridge and Portal Cranes, Centrifugal and Piston Pumps.



LOAD MONITORING RELAYS



G4BM480V12ADTL20

G4BM480V12ADTL20**	Digital True Power Monitoring Relay, 1 & 3-Phase, 0.15 - 12A Functions: Digital Setting, Multifunction, Temperature Monitoring of Motor Winding, Fault Latch, Detection of Disconnected Load, Suitable for VFI, TR3 Power Module (12-500VAC), 2 C/O, 45mm
G2BM400V12AL10**	True Power Monitoring Relay, 1 & 3-Phase, 0.5 - 12A - Functions: Multifunction, Fault Latch, Detection of Disconnected Load, Suitable for VFI, TR2 Power Module (12-440VAC), 1 C/O, 22.5mm wide
G2BM400V12AFL10**	True Power Monitoring Relay ($\cos \phi$), 1 & 3-Phase, 0.5 - 12A - Functions: Multifunction, Fault Latch, Suitable for VFI, TR2 Power Module (12-440VAC), 1 C/O, 22.5mm wide
G4CM690V16ATL20**	Power Factor Monitoring Relay, 1 & 3-Phase, 1 - 16 Amp - Functions: Multifunction, Fault Latch, Detection of Disconnected Load, Suitable for VFI, TR2 Power Module (12-440VAC), 2 C/O, 45mm wide
G2CM400V10AL20**	Power Factor Monitoring Relay ($\cos \phi$), 1 & 3-Phase, 0.5 - 10A Functions: Multifunction, Fault Latch, Detection of Disconnected Load, Suitable for VFI, TR2 Power Module (12-440VAC), 2 C/O, 22.5mm wide
G2CU400V10AL10**	Power Factor Monitoring Relay ($\cos \phi$), 1 & 3-Phase, 0.5 - 10A Functions: Underload Monitoring, Fault Latch, Detection of No-Load, Suitable for VFI, TR2 Power Module (12-440VAC), 1 C/O, 22.5mm wide

** Please Note that a TR3 or TR2 Voltage Module needs to be selected for models with ** and is fitted before dispatch. All TR3 and TR2 Voltage Modules are listed in the Accessories Section.

RUN HOUR METERS & ACCESSORIES



LOAD MONITORING RELAYS

TBG70.18(12-48VDC)	Run Hour Meter with Operation Indicator, 12-48VDC, 17.5mm wide
TBW70.18 (230VAC)	Run Hour Meter with Operation Indicator, 240VAC, 17.5mm wide
TBG30.18(12-48VDC)	Run Hour Meter with Operation Indicator, 12-48VDC, Panel Mount



TR2-230VAC



TR3-400VAC



R2 & R20



R11X



OVP1

ACCESSORIES

TR2-12VAC	GAMMA Series Power Supply Module - 12VAC
TR2-24VAC	GAMMA Series Power Supply Module - 24VAC
TR2-110VAC	GAMMA Series Power Supply Module - 110VAC
TR2-230VAC	GAMMA Series Power Supply Module - 230VAC
TR2-400VAC	GAMMA Series Power Supply Module - 400VAC
TR2-440VAC	GAMMA Series Power Supply Module - 440VAC
TR3-24VAC	GAMMA Series Power Supply Module - 24VAC
TR3-230VAC	GAMMA Series Power Supply Module - 230VAC
TR3 400VAC	GAMMA Series Power Supply Module - 400VAC
TR3-500VAC	GAMMA Series Power Supply Module - 500VAC
IPS22.5	GAMMA Series Clear Protection Cover (for tamper-proofing)
R2	Remote Potentiometer - 1MΩ - Panel Mounted, 22.5mm - IP64
R20	Remote Potentiometer - 10kΩ - Panel Mounted, 22.5mm - IP64
R11X	11 Pin Relay Base suitable for Octal Relays
OVP1	Auto/OFF/Manual Control for 24VAC/DC, 0 - 10V Control
OCP1	Auto/OFF/Manual Control for 24VAC/DC, 0 - 20mA Control
SK2-500	SK Series Probe - 2 Electrodes, 500mm long
SK3-500	SK Series Probe - 3 Electrodes, 500mm long

GRID AND SYSTEM PROTECTION



Autonomously working disconnecting point for private small power plants

Why? Small power plants must be disconnected from the grid immediately in the event of a network shutdown or network disruption to avoid any danger to people and equipment.

Function: An automatic disconnection device monitors the feed-in of energy to the 230/400V grid. In case of a power failure or disruptions by the energy supplier it is vital for small power plants to be disconnected within a few milliseconds. Monitoring the voltage and frequency and recognizing isolated (off-grid) operation are essential requirements for any automatic disconnection device.

Requirement: Converting renewable energy into electricity is a key element of stabilising the global climate. In the context of small and micro power plants we mainly see photovoltaic installations, small wind power generators, cogeneration plants or small hydropower plants being used. The energy produced in this way is used to cover own consumption needs, or fed into the public grid to generate a profit. To ensure network safety, an automatic interface monitors the transfer between small power plants and the grid of the energy supplier (ES). Large power plants are managed and monitored directly by the ES using telecontrol engineering. This is too expensive and therefore uneconomical for the many private producers of electricity.

In the event of a power cut or a disruption in the grid of the energy supplier, small private power plants immediately have to be disconnected from the public grid to prevent unwanted feed-in.

Failure to disconnect from the grid without delay puts maintenance personnel at risk, while consumers can also be exposed to improper voltages and frequencies. The monitoring and the automatic disconnection are carried out by an automated interface. Small power plants have to be equipped with an automatic isolation unit that is checked and permitted by an accredited body. Country-specific norms define how the interface should be realised and checked in detail.

To meet the requirements of the standards and of the energy supply companies, the market offers solutions as individual components, multinational components as well as integrated solutions. The thresholds can even be adjusted outside the standard values if required by the network operator. Functionally safe devices also fulfil the monitoring function in the event of faults, recognise these faults and ensure a safe operating condition.

TELE's NA003 offers an optimal solution for any country and any requirement.



Wind power plant




Hydropower station



Combined heat and power plant



Biomass power plant



Photovoltaic



Battery storage

GRID AND SYSTEM PROTECTION



NA003

- | | | |
|---|--|---|
| ✓ | Multifunctional device | ✓ |
| ✓ | Open setup, fully configurable without any limitations | ✓ |
| ✓ | One device for low and medium voltage grid | ✓ |
| | Integrated interface & communication capability | ✓ |
| | Remote access via Modbus RTU | ✓ |
| | Read and write functionality | ✓ |



NA003.COM

OUR COMMUNICATION-CAPABLE GRID AND SYSTEM PROTECTION NA003.COM

When operating alternative power generation, grid and system protection is required by law and disconnects the power generation system (photovoltaics, generator, battery buffer) from the grid in the event of a power failure. This ensures the safety of the distribution network, machines and people.

With its read and write function, the NA003.COM-M64 improves on the NA003-M64 by utilising an integrated interface and communication capability. By connecting the NA003.COM-M64 via Modbus-RTU, it can be integrated into the existing control system, easily and without complication. With the new NA003.COM-M64 the values can now be transmitted to the Modbus master via Modbus RTU, which enables control via remote access.

Alternatively, an IoT module can be used, which transmits the data via an internet connection directly to the cloud. Then the data can be bundled, processed and analysed, for example, to measure the performance or receive error messages and urgent alerts.

YOUR ADVANTAGES

- One device for local & international markets
- Easy handling for service personnel and commissioning engineers
- Pre-configured parameter sets for different countries in Europe & worldwide
- Individual solutions can be implemented through a variety of configuration options
- Integrated FRT (Fault ride through)
- Replaces older devices without changes in the control cabinet due to design and availability of older certificates.



VEMER

As Italy's largest producer of innovative Temperature, Measurement & Control Products, Vemer has a wide range of solutions. Vemer manufactures Energy Meters, Network Analysers, Voltage/Current/Frequency Digital Display Meters, Time Switches, Current Transformers, Thermostats, Pressure, Temperature & Refrigeration Controllers and a range of Insulators.

DIGITAL TIME SWITCHES



SIMPLY SERIES DIGITAL TIME SWITCHES

As simple to set as a mechanical time switch. As accurate and versatile as a digital time switch. The best of both worlds in a compact package.

SIMPLY-D Daily Time Switch, 5yr Reserve, 230VAC, 16A 1C/O, 2 modules wide

SIMPLY-W Weekly Time Switch, 5yr Reserve, 230VAC, 16A 1C/O, 2 modules wide



MEMO TIME SWITCHES

The MEMO range have a larger screen for easier programming and a rear cover for battery replacement. The features include: selectable date format, automatic daylight saving changeover, lockable with a security PIN, manual ON/OFF override and Battery status display.

Functions include: ON/OFF, ON Pulse of 1-59 sec, OFF Pulse of 1-59 sec, cycle timing (on-off sequence) and holiday block-out.



The MEMO BT Series can be programmed on a smartphone using Bluetooth via the Vemer MEMO Android or Apple App.



The standard MEMO range can be programmed using NFC via Android phones and the same MEMO App.



MEMO DIGITAL TIME SWITCHES

MEMO-DW-E12* 12VAC/DC Daily/Weekly Time Switch, 3yr Reserve, 16A 1C/O

MEMO-DW-E24* 24VAC/DC Daily/Weekly Time Switch, 3yr Reserve, 16A 1C/O

MEMO-DW-E* Daily/Weekly Time Switch, 3yr Reserve, 230VAC, 16A 1C/O

MEMO-DW Daily/Weekly Time Switch, 3yr Reserve, 230VAC, 16A 1 C/O with NFC

MEMO-DW2 Daily/Weekly Time Switch, 3yr Reserve, 230VAC, 16A 2C/O with NFC

MEMO-Y Daily/Weekly/Yearly Time Switch, 3yr Reserve, 230VAC, 16A 1C/O, NFC

MEMO-Y2 Daily/Weekly/Yearly Time Switch, 3yr Reserve, 230VAC, 16A 2C/O, NFC

MEMO-BT1 Daily/Weekly/Yearly/Astro Time Switch, 3yr Reserve, 230VAC, 16A 1 C/O

MEMO-BT2 Daily/Weekly/Yearly/Astro Time Switch, 3yr Reserve, 230VAC, 16A 2C/O

*Please note that the MEMO-DW-E products can only be manually programmed.



ASTRONOMICAL & TWILIGHT SWITCHES

MEMO-AST1 Astronomical Time Switch, 230VAC, 16A 1C/O, 2 modules wide

MICRO-AST Astronomical Time Switch, 230VAC, 16A 1C/O, 1 module wide

MEMO-LUX Programmable Digital Twilight Switch, 16A 1C/O, 2 modules wide

TIME SWITCHES - DIGITAL & MECHANICAL



MEMO BUS

- MEMO-BUS Daily/Weekly/Monthly/Yearly Time Switch Controller - 1 C/O expandable to 9C/O
 RX4-8A MEMO-BUS Expansion Unit, 4 x 8A Outputs, 4 modules wide
 GEO-1 MEMO-BUS GPS Receiver Module, IP54



MICRO DIGITAL TIME SWITCHES

- Micro-D Daily Time Switch with 4yr Reserve, 230VAC, 16A 1 C/O, 1 module wide
 Micro-W Weekly Time Switch with 4yr Reserve, 230VAC, 16 Amp 1-Pole, 1 module wide



NAPA MECHANICAL TIME SWITCHES

- NAPA-ED Daily Time Switch, no Reserve, 230VAC, 16A 1 C/O, Rear-Panel/DIN Mounting
 NAPA-D Daily Time Switch, 200hr Reserve, 230VAC, 16A 1 C/O, Rear-Panel/DIN Mounting
 NAPA-W Weekly Time Switch, 200hr Reserve, 230VAC, 16A 1 C/O, Rear-Panel/DIN Mounting



ELO MECHANICAL TIME SWITCHES

- ELO-D Daily Time Switch, 200hr Reserve, 230VAC, 16A 1 C/O, one module wide
 ELO-W Weekly Time Switch with 200hr Reserve, 230VAC, 16A 1 C/O, one module wide



DUET/ARVO MECHANICAL TIME SWITCHES

- DUET-D Weekly Time Switch, 150hr Reserve, 230VAC, 16A 1 C/O, two modules wide
 ARVO-D Daily Time Switch, 72hr Reserve, 230VAC, 16A 1 C/O, 2.5 modules wide
 ARVO-W Weekly Time Switch, 72hr Reserve, 230VAC, 16 Amp 1-Pole, 2.5 modules wide



TWILIGHT SWITCHES

- VELUX Wall Mounted Twilight Switch, 230VAC, 10A 1 C/O, IP54
 VEREG Wall Mounted Adjustable Twilight Switch, 230VAC, 10A 1 C/O, IP54

POWER ANALYSERS



EV3M SERIES POWER ANALYSERS

The EV3M range are TRMS Electronic Digital Measurement instruments with ultra bright LED displays. The EV3M series Power Analysers display the main electric measurements of 3 or 4 wire, three-phase systems, shown on three LED displays with three digits.

The electric measurements are voltage, current, power, power factor, frequency and neutral current. Available in Panel Mounted or DIN-Rail Mounted versions.

EV3M-R	1~ & 3~ Phase LED Panel Mounted Power Analyser for 5A CT
EV3M-D	1~ & 3~ Phase LED DIN-Rail Mounted Power Analyser for 5A CT



ADR SERIES POWER ANALYSERS

The ADR Series measure TRMS (true root-mean-square) values, select AT and VT values, provides current, voltage, phase-shift, active/reactive energy, and frequency values. A total of 57 parameters on 33 pages of a wide backlit display that is self-explanatory and easily scrolled by the use of just 4 keys.

The RS485 MODBUS output makes it possible to store data in chart form and display the quantities measured in graphic form via the ADR-View software.



ADR-D POWER ANALYSERS - DIN-RAIL MOUNTED

ADR-D230D22MODBUS	1~ Phase LCD Power Analyser for 5A CT with RS-485 output
ADR-D 230 D63	1~ Phase LCD Power Analyser 63A direct connect
ADR-D-E*	1~ Phase & 3 ~ Phase LCD Power Analyser for 5A CT with RS-485 output
ADR-D	1~ & 3~ Phase LCD Power Analyser for 5A CT with RS-485 output
ADR-D OUT	1~ & 3~ Phase LCD Power Analyser for 5A CT with 2 programmable C/O
ADR-D 400 D90	3~ Phase LCD Power Analyser 90A direct connect with RS-485 output
ADR-VIEW	Software and RS485/RS232 interface suitable for ADR Power Analysers

* CT Secondary's must not be earthed



ADR-R POWER ANALYSERS - PANEL MOUNTED

ADR-R-E*	1 ~ Phase & 3 ~ Phase LCD Power Analyser for 5A CT with RS-485 output
ADR-R	1~ & 3~ Phase LCD Power Analyser for 5A CT with RS-485 output
ADR-R OUT	1~ & 3~ Phase LCD Power Analyser for 5A CT with 2 programmable C/O
ADR-VIEW	Software and RS485 interface suitable for ADR Power Analyser
EVAD	ADR Adaptor Plate from 96x96mm to 72x72mm

* CT Secondary's must not be earthed


ENERGY METER SYSTEM

TECHNICAL INFORMATION:

VEMER ENERGY METERS

Vemer have a complete range of both Analogue and Digital Energy Meters and all the necessary components to measure power consumption in complex and large 1~/3~ phase systems.

The CLIP-485 pulse receiver makes it possible to remotely monitor energy consumption. Each CLIP-485 can accept up to 8 Energy Meter output signals and further CLIP-485 devices can be connected together via MODBUS. Energy data can be displayed with the ENERGY-VIEW software from Vemer.



SINGLE PHASE ENERGY METERS

Energy-230-Micro	Single Phase Meter, 22.5 Amp input, with pulse output, 1 module wide
Energy-230-LC	Single Phase Meter, 22.5 Amp input, 2 modules wide
Energy-230-M	Single Phase Meter, 25 Amp input, with pulse output, 2 modules wide
Energy-230-TAi	Single Phase Meter, CT input, with pulse output, 4 modules wide
Energy-230-D40	LCD Single Phase Direct Meter, 40 Amp, with pulse output, 2 modules wide
Energy-230-D63A	LCD Single Phase Direct Meter, 63 Amp, with pulse output, 3 modules wide



THREE PHASE ENERGY METERS

Energy-400 PWR*	Three Phase Meter, CT input, with pulse output, 4 modules wide
Energy-400 PWRi	Three Phase Meter, CT input, with pulse output, 4 modules wide
Energy-400D PWR*	LCD Three Phase Meter, CT input, with pulse output, 4 modules wide
Energy-400D PWRi	LCD Three Phase Meter, CT input, with pulse output, 4 modules wide
Energy-400R PWRi	Three Phase Meter, CT input, with pulse output, panel mounted
Energy-400 D90A	LCD Three Phase Direct Meter, 100 Amp, with pulse output, 7 modules wide
CLIP-485	Remote Pulse Receiver for up to 8 Energy Series Meters with RS485 output
ENERGY-VIEW	Software and RS485/RS232 interface suitable for Energy Series Meters

* CT Secondary's must not be earthed

LAN INTERFACE

LAN-RS485	LAN/RS485 Interface
GWI-2120B	GSM Remote Communication Interface



VOLTMETERS / AMMETERS / RUN HOUR METERS



EV SERIES METERS

Digital Meters in a modular 2 module DIN-Rail mounted or panel mounted format to measure AC (or DC) Voltage or Current. The EVM series can be direct connect as a voltmeter or as an Ammeter via a CT xx/5A connection. Display is configurable and the ratio is adjusted via dip switches. CT ratios are: 5, 10, 15, 20, 25, 40, 50, 60, 100, 150, 200, 250, 400, 500, 600, 800, 1000, 1500, 2000, 2500, 4000.

EVM-2DIN	Multifunction AC Volt/Ammeter, 600VAC, 5 to 4000A, DIN-Rail Mounted
EVM-R	Multifunction AC Volt/Ammeter, 600VAC, 5 to 4000A, Panel Mounted
EVA-R(10A-AC)	Digital 10 Amp AC Ammeter, Panel Mounted
EVV-R-600VDC	Digital Voltmeter, 600VDC, Panel Mounted
EVV2DIN100VAC	Digital Voltmeter, 100VAC, DIN-Rail Mounted



MULTIFUNCTION AC VOLT / AMMETER WITH RELAY TECHNICAL INFORMATION

Digital Multimeter in a modular 4 module DIN-Rail mounted or panel mounted format to measure AC Voltage or Current with relay output. The EVR-D device can be direct connected as a Voltmeter up to 600 VAC or Ammeter via a xx/5A CT with a configurable display. Display ratio adjusted via dip switches. Ratios are from 5-4000 Amps. The output may be activated when the measurement is higher/lower than a threshold which can be set.

EVR-D	Multifunction AC Volt/Ammeter, 600VAC, 5 to 4000A with Relay
-------	--



HMS SERIES RUN HOUR METERS

HMS-024	Panel mounting Run Hour Meter, 24VAC, 55x55mm
HMS-230	Panel mounting Run Hour Meter, 230VAC, 55x55mm
HMS-400	Panel mounting Run Hour Meter, 400VAC, 55x55mm
HMS-1080	Panel mounting Run Hour Meter, 10-80VDC, 55x55mm



HMC SERIES RUN HOUR METERS - IP65

HMC-024	Panel mounting Run Hour Meter, 24VAC, 58mm Diameter (51mm hole)
HMC-230	Panel mounting Run Hour Meter, 230VAC, 58mm Diameter (51mm hole)
HMC-1080	Panel mounting Run Hour Meter, 10-80VDC, 58mm Diameter (51mm hole)
KAS	Anti-vibration Kit for HMC Series



HMD SERIES RUN HOUR METERS

HMD-024	DIN-Rail Mounted Run Hour Meter, 24VAC, 2 Modules Wide
HMD-230	DIN-Rail Mounted Run Hour Meter, 230VAC, 2 Modules Wide
HMD-1236	DIN-Rail Mounted Run Hour Meter, 12-36VAC, 2 Modules Wide

CURRENT TRANSFORMERS & COUNTERS



CURRENT TRANSFORMERS WITH DIN-RAIL CLIP

TU20 50:5	Current Transformer 50:5 Amp - 20x5mm Bar - 16mm Diameter Size
TU20 75:5	Current Transformer 75:5 Amp - 20x5mm Bar - 16mm Diameter Size
TU20 100:5	Current Transformer 100:5 Amp - 20x5mm Bar - 16mm Diameter Size
TU20 125:5	Current Transformer 125:5 Amp - 20x5mm Bar - 16mm Diameter Size
TU30 150:5	Current Transformer 150:5 Amp - 30x10mm Bar - 22mm Diameter Size
TU30 200:5	Current Transformer 200:5 Amp - 30x10mm Bar - 22mm Diameter Size
TU30 250:5	Current Transformer 250:5 Amp - 30x10mm Bar - 22mm Diameter Size
TU40 100:5	Current Transformer 100:5 Amp - 30x10mm Bar - 22mm Diameter Size
TU40 125:5	Current Transformer 125:5 Amp - 40x10mm Bar - 30mm Diameter Size
TU40 150:5	Current Transformer 150:5 Amp - 40x10mm Bar - 30mm Diameter Size
TU40 200:5	Current Transformer 200:5 Amp - 40x10mm Bar - 30mm Diameter Size
TU40 250:5	Current Transformer 250:5 Amp - 40x10mm Bar - 30mm Diameter Size
TU40 300:5	Current Transformer 300:5 Amp - 40x10mm Bar - 30mm Diameter Size
TU40 400:5	Current Transformer 400:5 Amp - 40x10mm Bar - 30mm Diameter Size
TU40 500:5	Current Transformer 500:5 Amp - 40x10mm Bar - 30mm Diameter Size
TU40 600:5	Current Transformer 600:5 Amp - 40x10mm Bar - 30mm Diameter Size
TU40 800:5	Current Transformer 800:5 Amp - 40x10mm Bar - 30mm Diameter Size
TUC 60 600:5	Current Transformer 600:5 Amp - 60x10mm Bar - 51mm Diameter Size
TUC 60 800:5	Current Transformer 800:5 Amp - 60x10mm Bar - 51mm Diameter Size
TUC 60 1000:5	Current Transformer 1000:5 Amp - 60x10mm Bar - 51mm Diameter Size
TUC 60 1200:5	Current Transformer 1200:5 Amp - 60x10mm Bar - 51mm Diameter Size
TUC 60 1500:5	Current Transformer 1500:5 Amp - 60x10mm Bar - 51mm Diameter Size
TUC 60 2000:5	Current Transformer 2000:5 Amp - 60x10mm Bar - 51mm Diameter Size
TUC 80 800:5	Current Transformer 800:5 Amp - 80x30mm Bar - 65mm Diameter Size
TUC 80 1000:5	Current Transformer 1000:5 Amp - 80x30mm Bar - 65mm Diameter Size
TUC 80 1200:5	Current Transformer 1200:5 Amp - 80x30mm Bar - 65mm Diameter Size
TUC 80 1500:5	Current Transformer 1500:5 Amp - 80x30mm Bar - 65mm Diameter Size
TUC 80 2000:5	Current Transformer 2000:5 Amp - 80x30mm Bar - 65mm Diameter Size
TUC 80 2500:5	Current Transformer 2500:5 Amp - 80x30mm Bar - 65mm Diameter Size



CURRENT SHUNTS - 60MV

VJ 3674 2222	Current Shunt 20 Amp
VJ 3674 2322	Current Shunt 25 Amp
VJ 3674 2622	Current Shunt 50 Amp
VJ 3674 2722	Current Shunt 60 Amp
VJ 3674 2822	Current Shunt 80 Amp
VJ 3674 2922	Current Shunt 100 Amp
VJ 3674 3122	Current Shunt 150 Amp



PULSE COUNTERS

EC5-024	Panel mounting 5-digit zeroing Pulse Counter 24 VAC, 48x24 mm
EC5-230	Panel mounting 5-digit zeroing Pulse Counter 230 VAC, 48x24 mm

ENERGY MANAGEMENT & TRANSFORMERS



LOAD SHEDDING

PC-RF8	Load Shedding Controller suitable for up to 8 Wireless Connected Actuators
RX.16A	Load Shedding Wireless Actuators - 16 Amp
SET-PC-RF8	Load Shedding Set including the PC-RF8 controller & 2 RX.16A Actuators
Solar3	Load Shedding Controller suitable for up to 3 connected loads



TRANSFORMERS

TM3-230/12	Surface Mounted Transformer, Input 230VAC, Output 12VAC, 3VA
TM3-230/24	Surface Mounted Transformer, Input 230VAC, Output 24VAC, 3VA
TMC10/12	DIN-Rail Mounting Transformer, 230VAC-4/8/12VAC, 10VA, 2 modules wide
TMC10/24	DIN-Rail Mounting Transformer, 230VAC-12/24VAC, 10VA, 2 modules wide
TMC15/24	DIN-Rail Mounting Transformer, 230VAC-12/24VAC, 15VA, 2 modules wide
TMC24/24	DIN-Rail Mounting Transformer, 230VAC-12/24VAC, 24VA, 3 modules wide
TMC30/24	DIN-Rail Mounting Transformer, 230VAC-12/24VAC, 30VA, 3 modules wide
TMC40/24	DIN-Rail Mounting Transformer, 230VAC-12/24VAC, 40VA, 3 modules wide
TMC63/24	DIN-Rail Mounting Transformer, 230VAC-12/24VAC, 63VA, 4 modules wide
TMC400-63/24	DIN-Rail Mounting Transformer, 400VAC-12/24VAC, 63VA, 4 modules wide



PULSE COUNTERS

EC5-024	Panel mounting 5-digit zeroing Pulse Counter 24VAC, 48x24 mm
EC5-230	Panel mounting 5-digit zeroing Pulse Counter 230VAC, 48x24 mm



INSULATORS

TECHNICAL INFORMATION:

VEMER INSULATORS

Insulators are designed to be used as supports or spacers of electrical busbars in switchboard construction.

Made of glass fibre reinforced polyester resin, they guarantee a high mechanical and electrical resistance. Both the top and bottom of the insulators have a brass or white iron zincate threaded female insert. Material is self-extinguishing V0(1.6mm) according to UL-94 Standard, Arc resistance is >180s - ASTM D-495, Operating temperature is -40°C to +130°C.



HEX STYLE INSULATORS

SA515400	Insulated Stud - 20mm high - M5 - Hex
SA519600	Insulated Stud - 25.5mm high - M5 - Hex
SA520400	Insulated Stud - 25.5mm high - M6 - Hex
SA525300	Insulated Stud - 35mm high - M6 - Hex
SA522000	Insulated Stud - 30mm high - M8 - Hex
SA527900	Insulated Stud - 35mm high - M8 - Hex
SA544400	Insulated Stud - 50mm high - M8 - Hex
SA528700	Insulated Stud - 35mm high - M10 - Hex
SA545100	Insulated Stud - 50mm high - M10 - Hex
SA553500	Insulated Stud - 60mm high - M10 - Hex
SA565900	Insulated Stud - 75mm high - M10 - Hex
SA535200	Insulated Stud - 40mm high - M12 - Hex
SA548500	Insulated Stud - 50mm high - M12 - Hex
SA560000	Insulated Stud - 65mm high - M12 - Hex

TEMPERATURE CONTROLLERS & PROBES



TEMPERATURE CONTROLLERS - PANEL MOUNTED (75X33MM)

TM-NiPt-P3D	LED Temperature Display for PT100/Ni100 probes, 12-24VAC/DC
HT-NiPt-1P3D	LED Temperature Controller for PT100/Ni100 probes, 12-24VAC/DC, 1 C/O
HT-NiPt-1P3A	LED Temperature Controller for PT100/Ni100 probes, 230VAC, 1 C/O
HT-NTC-1P3D	LED Temperature Controller for NTC probes, 12-24VAC/DC, 1 C/O
HT-NTC-1P3A	LED Temperature Controller for NTC probes, 230VAC, 1 C/O
HT-JK-1P3D	LED Temperature Controller for Thermocouple probes, 12-24VAC/DC, 1 C/O



TEMPERATURE CONTROLLERS - DIN MOUNTED - 4 MODULES WIDE

HT-NiPt-1DA	LED Temperature Controller for Pt100 & Ni100 probes, 24&240VAC, 1 C/O
HT-NTC-1DA	LED Temperature Controller for NTC probes, 24&240VAC, 1 C/O
HT-JK-1DA	LED Temperature Controller for Thermocouple probes, 24&240VAC, 1 C/O



TEMPERATURE CONTROLLERS WITH ANALOG/RS485 OUTPUT

FHT-1P3D	LED Temperature Controller, PT100, Ni100, Thermocouple probes, 12-24VAC/DC, Outputs: RS485, 0-10V, 4-20mA, 1 C/O
FHT-2P3D	LED Temperature Controller, PT100, Ni100, Thermocouple probes, 12-24VAC/DC, Outputs: RS485, 0-10V, 4-20mA, 2 C/O
FHT-1DA	LED Temperature Controller, PT100, Ni100 & Thermocouple probes, 24VAC & 240VAC, Outputs: RS485, 0-10V, 4-20mA, 1 C/O



REFRIGERATION CONTROLLERS

FR-NTC-1P3D	LED Refrigeration Controller for NTC probes, 12-24VAC/DC, 1 C/O
FR-NTC-4P3D	LED Refrigeration Controller for FCU Regulation, 12-24VAC/DC, 4 C/O

TEMPERATURE PROBES

PT100/EC	PT100 Temperature Probe - 50°C-110°C - IP68 - 1.5m
PT100/3MT	PT100 Temperature Probe 0°C-400°C - 3m tinned copper braided sleeve
PT100/10MT	PT100 Temperature Probe 0°C-400°C - 10m tinned copper braided sleeve
PT1000	PT1000 Temperature Probe - 40°C-200°C - 3m
Ni100	Ni100 Temperature Probe - 50°C-105°C - 3m
NTC/C	NTC Temperature Probe - 50°C-120°C - 1.5m - IP67
NTC-BC	NTC Temperature Probe (Pipe Clamp Type) - 50°C-120°C - 1.5m - IP67
NTC/3MT	NTC Temperature Probe - 40°C-110°C - 3m - IP67



PRESSURE CONTROLLERS & PROBES

PR-1P7A	LED Pressure Regulator, 24 & 240VAC, 1 C/O
SPK-10	Pressure Probe - 0.5-7 bar, IP65, Output 4-20mA, 1/4" SAE (male) fitting
SPK-30	Pressure Probe - 0-30 bar, IP65, Output 4-20mA, 1/4" SAE (male) fitting





WALTHER

Walther-Werke is Germany's largest manufacturer of both Heavy-Duty Multi-Pole Connectors (PROCON) and the IEC type Plug and Socket System (CEEtyp). Special stage and entertainment versions of the Procon Heavy Duty Multi-Pole Connectors including steel levers are available from stock. Also available are container plugs and sockets. We carry one of New Zealand's largest range of Multipole Connectors in stock. Walther are the only plug and socket manufacturer that still manufactures all their products in Germany.

CEETYP IP44 PLUGS & SOCKETS

CEETyp is the trademark for Walther's range of plugs and sockets made to the International IEC 60309 standard. Walther CEETyp products carry more than 6000 test certificates worldwide and have a large variety of models.

They are a safe and reliable power connection with simple handling and operation.

The Housings are all made of high-quality P6 Polyamide which has the best resistance to chemicals and the highest resistance to tracking. The Housings are colour coded according to operating voltage.

All CEETyp contacts are machined from solid high-quality copper alloy. Each contact has 2 screws for a secure connection. For increased safety, the earth contact sleeve is longer than the others therefore, contact between earth contact pin and earth contact sleeve is established first and breaks last.



IP44 PLUGS

210306	Plug - 16 Amp, 3-Pole, 240VAC, Blue
210406	Plug - 16 Amp, 4-Pole, 415VAC, Red
210	Plug - 16 Amp, 5-Pole, 415VAC, Red
230306	Plug - 32 Amp, 3-Pole, 240VAC, Blue
230406	Plug - 32 Amp, 4-Pole, 415VAC, Red
230	Plug - 32 Amp, 5-Pole, 415VAC, Red
230706	Plug - 32 Amp, 7-Pole, 415VAC, Red
260	Plug - 63 Amp, 5-Pole, 415VAC, Red
261	Plug - 63 Amp, 5-Pole, 415VAC, Red



IP44 PLUGS - SCREWLESS

210SL	Plug - 16 Amp, Screwless Terminals, 5-Pole, 415VAC, Red
230SL	Plug - 32 Amp, Screwless Terminals, 5-Pole, 415VAC, Red



IP44 COUPLERS/CONNECTORS

310306	Coupler - 16 Amp, 3-Pole, 240VAC, Blue
311306	Coupler - 16 Amp, 3-Pole, 240VAC, Blue
310406	Coupler - 16 Amp, 4-Pole, 415VAC, Red
310	Coupler - 16 Amp, 5-Pole, 415VAC, Red
330306	Coupler - 32 Amp, 3-Pole, 240VAC, Blue
330406	Coupler - 32 Amp, 4-Pole, 415VAC, Red
330	Coupler - 32 Amp, 5-Pole, 415VAC, Red
360	Coupler - 63 Amp, 5-Pole, 415VAC, Red

CEETYP IP44 PLUGS & SOCKETS



IP44 COUPLER/CONNECTORS - SCREWLESS

310SL	Coupler - 16 Amp, Screwless Terminals, 3-Pole, 240VAC, Blue
330SL	Coupler - 32 Amp, Screwless Terminals, 5-Pole, 415VAC, Red



IP44 PHASE INVERTER/SEQUENCE TEST PLUGS

211PH	Phase Inverter Plug - 16 Amp, 5-Pole, 415VAC, Red
231PH	Phase Inverter Plug - 32 Amp, 5-Pole, 415VAC, Red
210406DF	Phase Sequence Test Plug - 16 Amp, 4-Pole, 415VAC
210DF	Phase Sequence Test Plug - 16 Amp, 5-Pole, 415VAC
230406DF	Phase Sequence Test Plug - 32 Amp, 4-Pole, 415VAC
230DF	Phase Sequence Test Plug - 32 Amp, 5-Pole, 415VAC



IP44 SURFACE SOCKET OUTLETS

110306	Surface Mounted Socket Outlet - 16 Amp, 3-Pole, 240VAC, Blue
110406	Surface Mounted Socket Outlet - 16 Amp, 4-Pole, 415VAC, Red
110	Surface Mounted Socket Outlet - 16 Amp, 5-Pole, 415VAC, Red
130306	Surface Mounted Socket Outlet - 32 Amp, 3-Pole, 240VAC, Blue
130406	Surface Mounted Socket Outlet - 32 Amp, 4-Pole, 415VAC, Red
130	Surface Mounted Socket Outlet - 32 Amp, 5-Pole, 415VAC, Red
130706	Surface Mounted Socket Outlet - 32 Amp, 7-Pole, 415VAC, Red



IP44 PANEL MOUNTED SOCKET OUTLETS - ANGLED

510306	Angled Panel Mounted Socket - 16 Amp, 3-Pole, 240VAC, Blue
510406	Angled Panel Mounted Socket - 16 Amp, 4-Pole, 415VAC, Red
510	Angled Panel Mounted Socket - 16 Amp, 5-Pole, 415VAC, Red
530306	Angled Panel Mounted Socket - 32 Amp, 3-Pole, 240VAC, Blue
530406	Angled Panel Mounted Socket - 32 Amp, 4-Pole, 415VAC, Red
530	Angled Panel Mounted Socket - 32 Amp, 5-Pole, 415VAC, Red



IP44 PANEL MOUNTED SOCKET OUTLETS - STRAIGHT

410306	Straight Panel Mounted Socket Outlet - 16 Amp, 3-Pole, 240VAC, Blue
410406	Straight Panel Mounted Socket Outlet - 16 Amp, 4-Pole, 415VAC, Red
410	Straight Panel Mounted Socket Outlet - 16 Amp, 5-Pole, 415VAC, Red
430306	Straight Panel Mounted Socket Outlet - 32 Amp, 3-Pole, 240VAC, Blue
430406	Straight Panel Mounted Socket Outlet - 32 Amp, 4-Pole, 415VAC, Red
430	Straight Panel Mounted Socket Outlet - 32 Amp, 5-Pole, 415VAC, Red
460306	Straight Panel Mounted Socket Outlet - 63 Amp, 3-Pole, 415VAC, Red
460406	Straight Panel Mounted Socket Outlet - 63 Amp, 4-Pole, 415VAC, Red
460	Straight Panel Mounted Socket Outlet - 63 Amp, 5-Pole, 415VAC, Red



CEETYP IP44 PLUGS & SOCKETS



IP44 INTERLOCKED SWITCHED SOCKET OUTLETS

AT110306	Interlocked Switched Socket Outlet - 16 Amp, 3-Pole, 240VAC, Blue
AT110406	Interlocked Switched Socket Outlet - 16 Amp, 4-Pole, 415VAC, Red
AT110	Interlocked Switched Socket Outlet - 16 Amp, 5-Pole, 415VAC, Red
AT130306	Interlocked Switched Socket Outlet - 32 Amp, 3-Pole, 415VAC, Blue
AT130406	Interlocked Switched Socket Outlet - 32 Amp, 4-Pole, 415VAC, Red
AT130	Interlocked Switched Socket Outlet - 32 Amp, 5-Pole, 415VAC, Red



IP44 SURFACE MOUNTED APPLIANCE INLETS

610306	Surface Mounted Appliance Inlet - 16 Amp, 3-Pole, 240VAC, Blue
610406	Surface Mounted Appliance Inlet - 16 Amp, 4-Pole, 415VAC, Red
610	Surface Mounted Appliance Inlet - 16 Amp, 5-Pole, 415VAC, Red
630306	Surface Mounted Appliance Inlet - 32 Amp, 3-Pole, 240VAC, Blue
630406	Surface Mounted Appliance Inlet - 32 Amp, 4-Pole, 415VAC, Red
630	Surface Mounted Appliance Inlet - 32 Amp, 5-Pole, 415VAC, Red



IP44 PANEL MOUNTED APPLIANCE INLETS

615306	Panel Mounted Appliance Inlet - 16 Amp, 3-Pole, 240VAC, Blue
615406	Panel Mounted Appliance Inlet - 16 Amp, 4-Pole, 415VAC, Red
615	Panel Mounted Appliance Inlet - 16 Amp, 5-Pole, 415VAC, Red
615PH	Panel Mounted Inlet with Phase Inverter - 16 Amp, 5-Pole, 415VAC, Red
635306	Panel Mounted Appliance Inlet - 32 Amp, 3-Pole, 240VAC, Blue
635406	Panel Mounted Appliance Inlet - 32 Amp, 4-Pole, 415VAC, Red
635	Panel Mounted Appliance Inlet - 32 Amp, 5-Pole, 415VAC, Red
635PH	Panel Mounted Inlet with Phase Inverter - 32 Amp, 5-Pole 415VAC, Red



IP44 MONDO COUPLERS

316306	Mondo Angled Coupler - 16 Amp, 3-Pole, 240VAC, Blue
--------	---

CEETYP IP67 PLUGS & SOCKETS

FAST. SAFE. SECURE. WATERTIGHT

Walther CEETyp offers the quickest assembly and the most secure operational reliability. Walther has incorporated a patented cage type gasket inside the body of the plug. This seals in both directions both towards the cable entry and towards the front. Connection security is increased with screw terminals having 2 screws per contact. The cable gland has great strain relief and water tightness. The screwless version has unlimited strain relief. Water tightness is increased with a double sealing groove. Open hinged lids snap into closed position automatically when let loose. The CEETyp system is padlockable to protect against unauthorised disconnection. Walther is made in Germany.



Double Sealing Groove



Two Screws Per Terminal



Padlockable



IP67 PLUGS

219306	Plug - 16 Amp, 3-Pole, 240VAC, Blue
219406	Plug - 16 Amp, 4-Pole, 415VAC, Red
219	Plug - 16 Amp, 5-Pole, 415VAC, Red
239306	Plug - 32 Amp, 3-Pole, 240VAC, Blue
239406	Plug - 32 Amp, 4-Pole, 415VAC, Red
239	Plug - 32 Amp, 5-Pole, 415VAC, Red
269306	Plug - 63 Amp, 3-Pole, 240VAC, Blue
269406	Plug - 63 Amp, 4-Pole, 415VAC, Red
269	Plug - 63 Amp, 5-Pole, 415VAC, Red
279306	Plug - 125 Amp, 3-Pole, 240VAC, Blue
279406	Plug - 125 Amp, 4-Pole, 415VAC, Red
279	Plug - 125 Amp, 5-Pole, 415VAC, Red

CEETYP IP67 PLUGS & SOCKETS



IP67 COUPLERS/CONNECTORS

319306	Coupler - 16 Amp, 3-Pole, 240VAC, Blue
319406	Coupler - 16 Amp, 4-Pole, 415VAC, Red
319	Coupler - 16 Amp, 5-Pole, 415VAC, Red
339306	Coupler - 32 Amp, 3-Pole, 240VAC, Blue
339406	Coupler - 32 Amp, 4-Pole, 415VAC, Red
339	Coupler - 32 Amp, 5-Pole, 415VAC, Red
369306	Coupler - 63 Amp, 3-Pole, 240VAC, Blue
369406	Coupler - 63 Amp, 4-Pole, 415VAC, Red
369	Coupler - 63 Amp, 5-Pole, 415VAC, Red
379306	Coupler - 125 Amp, 3-Pole, 240VAC, Blue
379406	Coupler - 125 Amp, 4-Pole, 415VAC, Red
379	Coupler - 125 Amp, 5-Pole, 415VAC, Red
379P	Coupler - 125 Amp, 5-Pole, 415VAC, Red - with Pilot

IP67 SURFACE MOUNTED SOCKET OUTLETS

119306	Surface Mounted Socket Outlet - 16 Amp, 3-Pole, 240VAC, Blue
119406	Surface Mounted Socket Outlet - 16 Amp, 4-Pole, 415VAC, Red
119	Surface Mounted Socket Outlet - 16 Amp, 5-Pole, 415VAC, Red
139306	Surface Mounted Socket Outlet - 32 Amp, 3-Pole, 240VAC, Blue
139406	Surface Mounted Socket Outlet - 32 Amp, 4-Pole, 415VAC, Red
139	Surface Mounted Socket Outlet - 32 Amp, 5-Pole, 415VAC, Red
169406	Surface Mounted Socket Outlet - 63 Amp, 4-Pole, 415VAC, Red
169	Surface Mounted Socket Outlet - 63 Amp, 5-Pole, 415VAC, Red
179406OK	Surface Mounted Socket Outlet - 125 Amp, 4-Pole, 415VAC, Red
179OK	Surface Mounted Socket Outlet - 125 Amp, 5-Pole, 415VAC, Red

IP67 PANEL MOUNTED SOCKET OUTLETS - ANGLED

519306	Walther CeeTyp IP67 Angled Panel Mounted Socket Outlet - 16 Amp, 3-Pole 240VAC, Blue
519406	Walther CeeTyp IP67 Angled Panel Mounted Socket Outlet - 16 Amp, 4-Pole 415VAC, Red
519	Walther CeeTyp IP67 Angled Panel Mounted Socket Outlet - 16 Amp, 5-Pole 415VAC, Red
539306	Walther CeeTyp IP67 Angled Panel Mounted Socket Outlet - 32 Amp, 3-Pole 240VAC, Blue
539406	Walther CeeTyp IP67 Angled Panel Mounted Socket Outlet - 32 Amp, 4-Pole 415VAC, Red
539	Walther CeeTyp IP67 Angled Panel Mounted Socket Outlet - 32 Amp, 5-Pole 415VAC, Red
569306	Walther CeeTyp IP67 Angled Panel Mounted Socket Outlet - 63 Amp, 3-Pole 240VAC, Blue
569406	Walther CeeTyp IP67 Angled Panel Mounted Socket Outlet - 63 Amp, 4-Pole 415VAC, Red
569	Walther CeeTyp IP67 Angled Panel Mounted Socket Outlet - 63 Amp, 5-Pole 415VAC, Red
579406	Walther CeeTyp IP67 Angled Panel Mounted Socket Outlet - 125 Amp, 4-Pole 415VAC Red
579	Walther CeeTyp IP67 Angled Panel Mounted Socket Outlet - 125 Amp, 5-Pole 415VAC Red

CEETYP IP67 PLUGS & SOCKETS



IP67 PANEL MOUNTED SOCKET OUTLETS - STRAIGHT

419306	Straight Panel Mounted Socket Outlet - 16 Amp, 3-Pole 240VAC, Blue
419406	Straight Panel Mounted Socket Outlet - 16 Amp, 4-Pole 415VAC, Red
419	Straight Panel Mounted Socket Outlet - 16 Amp, 5-Pole 415VAC, Red
439306	Straight Panel Mounted Socket Outlet - 32 Amp, 3-Pole 240VAC, Blue
439406	Straight Panel Mounted Socket Outlet - 32 Amp, 4-Pole 415VAC, Red
439	Straight Panel Mounted Socket Outlet - 32 Amp, 5-Pole 415VAC, Red
469306	Straight Panel Mounted Socket Outlet - 63 Amp, 3-Pole 240VAC, Blue
469406	Straight Panel Mounted Socket Outlet - 63 Amp, 4-Pole 415VAC, Red
469	Straight Panel Mounted Socket Outlet - 63 Amp, 5-Pole 415VAC, Red
479306	Straight Panel Mounted Socket Outlet - 125 Amp, 3-Pole 240VAC, Blue
479	Straight Panel Mounted Socket Outlet - 125 Amp, 5-Pole 415VAC, Red



IP67 INTERLOCKED SWITCHED SOCKET OUTLETS

AT119306	Interlocked Switched Socket Outlet - 16 Amp, 3-Pole, 240VAC, Blue
AT119406	Interlocked Switched Socket Outlet - 16 Amp, 4-Pole, 415VAC, Red
AT119	Interlocked Switched Socket Outlet - 16 Amp, 5-Pole, 415VAC, Red
AT139406	Interlocked Switched Socket Outlet - 32 Amp, 4-Pole, 415VAC, Red
AT139	Interlocked Switched Socket Outlet - 32 Amp, 5-Pole, 415VAC, Red
AE169406	Interlocked Switched Socket Outlet - 63 Amp, 4-Pole, 415VAC, Red
AE169	Interlocked Switched Socket Outlet - 63 Amp, 5-Pole, 415VAC, Red



IP67 PANEL MOUNTED APPLIANCE INLETS - ANGLED

619306	Panel Mounted Appliance Inlet - 16 Amp, 3-Pole, 240VAC, Blue
619406	Panel Mounted Appliance Inlet - 16 Amp, 4-Pole, 415VAC, Red
619	Panel Mounted Appliance Inlet - 16 Amp, 5-Pole, 415VAC, Red
639306	Panel Mounted Appliance Inlet - 32 Amp, 3-Pole, 240VAC, Blue
639406	Panel Mounted Appliance Inlet - 32 Amp, 4-Pole, 415VAC, Red
639	Panel Mounted Appliance Inlet - 32 Amp, 5-Pole, 415VAC, Red
669306	Panel Mounted Appliance Inlet - 63 Amp, 3-Pole, 240VAC, Blue
669	Panel Mounted Appliance Inlet - 63 Amp, 5-Pole, 415VAC, Red



IP67 PANEL MOUNTED APPLIANCE INLET - STRAIGHT

667	Panel Mounted Appliance Inlet - 63 Amp, 5-Pole, 415VAC, Red
679406	Panel Mounted Appliance Inlet - 125 Amp, 4-Pole, 415VAC, Red
679	Panel Mounted Appliance Inlet - 125 Amp, 5-Pole, 415VAC, Red

CEETYP IP67 PLUGS & SOCKETS



IP67 SURFACE MOUNTED APPLIANCE INLETS

618306	Surface Mounted Appliance Inlet - 16 Amp, 3-Pole, 240VAC, Blue
638	Surface Mounted Appliance Inlet - 32 Amp, 5-Pole, 415VAC, Red
668306	Surface Mounted Appliance Inlet - 63 Amp, 3-Pole, 240VAC, Blue
668406	Surface Mounted Appliance Inlet - 63 Amp, 4-Pole, 415VAC, Red
668	Surface Mounted Appliance Inlet - 63 Amp, 5-Pole, 415VAC, Red
6780K	Surface Mounted Appliance Inlet - 125 Amp, 5-Pole, 415VAC, Red



IP67 ACCESSORIES

613300	Protective Cap - 16 Amp, 3-Pole
613400	Protective Cap - 16 Amp, 4-Pole
613500	Protective Cap - 16 Amp, 5-Pole
633400	Protective Cap - 32 Amp, 3 & 4-Pole
633500	Protective Cap - 32 Amp, 5-Pole
663500	Protective Cap - 63 Amp, 3 & 4 & 5-Pole
673500	Protective Cap - 125 Amp, 3 & 4 & 5-Pole
314500	Suspension Plate for 16 Amp Plugs and Couplers IP67 & IP44
334500	Suspension Plate for 32 Amp Plugs and Couplers IP67 & IP44




CEETYP IP67 CONTAINER PLUGS & SOCKETS



IP67 CONTAINER PLUGS & SOCKETS - 4-POLE 415VAC

- | | |
|----------|--|
| 239403 | Container Plug - 32 Amp, Red, 3H |
| 339403 | Container Coupler - 32 Amp, Red, 3H |
| 139403 | Container Surface Mounted Socket Outlet - 32 Amp, Red, 3H |
| AT139403 | Container Surface Mounted Switched Socket Outlet - 32 Amp, Red, 3H |
| 439403 | Container Panel Mounted Socket Outlet - 32 Amp, Red, 3H |
| 639403 | Container Surface Mounted Appliance Inlet - 32 Amp, Red, 3H |




PROCON HEAVY DUTY CONNECTORS - A3/A4/A5

PRODUCT SELECTION GUIDE

Inserts: 3-Pole & Earth, 4-Pole & Earth - Male & Female

Housing Options in Plastic or Aluminium

Cable Clamping Options



Please note: Housings shown here have the Cable Clamping options fitted.

PRODUCT ASSEMBLY PROCEDURE

STEP 1:

Select the type of Inserts required from the following options:

- Screw Terminal with Wire Guard
- Screw Terminal without Wire Guard
- Screwless Terminal
- Crimp Contact Carriers

All Inserts include an Earth Connection.

When selecting Crimp Solutions you need to also include the Crimp Pin (Male) and Crimp Sleeve (Female) items.

STEP 2:

Select Housings from the following options:

- Single or Double Lever Format
- Wall Mounted Housings
- Panel Mounted Housings
- Housings with Covers
- Coupler Hoods
- Hoods with Side Cable Entry
- Hoods with Top Cable Entry

Double Lever solution is not available in all formats.

STEP 3:

Select the Cable Clamping solution from the following options:

- Bush set which comes complete with nickel coated brass bush, washers and "onion ring" type seal
- Metal Gland which is supplied complete with nickel coated brass collar, brass bush, washers and "onion ring" type seal

Cable clamping solutions are available from Wiska such as compression glands in both nickel plated brass and nylon, spiral glands and trumpet glands.

Please refer to the Wiska section of the catalogue for further product solutions.

PROCON HEAVY DUTY CONNECTORS - A3/A4/A5



700103

A3/A4 SERIES - 3-POLE & EARTH / 4-POLE & EARTH INSERTS - 400V/10A

700103	Female - 3-Pole & Earth Screw Connection Insert, 0.5-1.5 mm ²
700203	Male - 3-Pole & Earth Screw Connection Insert, 0.5-1.5 mm ²
700104	Female - 4-Pole & Earth Screw Connection Insert, 0.5-1.5 mm ²
700204	Male - 4-Pole & Earth Screw Connection Insert, 0.5-1.5 mm ²



700105

A5 SERIES - 5-POLE & EARTH CRIMP INSERTS - 400V/16A

700105	Crimp Contact Carrier for Sleeve Contact (female) - 5-Pole & Earth - 0.14-2.5mm ²
700205	Crimp Contact Carrier for Sleeve Contact Pin (male) - 5-Pole & Earth - 0.14-2.5mm ²
710508	Crimp Sleeve Contact B Series - 0.14-0.37mm ²
710504	Crimp Sleeve Contact B Series - 0.5mm ²
710509	Crimp Sleeve Contact B Series - 0.75mm ²
710500	Crimp Sleeve Contact B Series - 1mm ²
710501	Crimp Sleeve Contact B Series - 1.5mm ²
710502	Crimp Sleeve Contact B Series - 2.5mm ²
710518	Crimp Pin Contact B Series - 0.14-0.37mm ²
710514	Crimp Pin Contact B Series - 0.5mm ²
710519	Crimp Pin Contact B Series - 0.75mm ²
710510	Crimp Pin Contact B Series - 1mm ²
710511	Crimp Pin Contact B Series - 1.5mm ²
710512	Crimp Pin Contact B Series - 2.5mm ²
700734	Coding Pin suitable for Crimp Contact Carriers



710501



710511



704303



T702803MS
& 717637

HOODS & HOUSINGS ALUMINIUM - IP65 GREY

T701403	Wall Housing - Single Lever System - with M20 Threaded Hole - Height 25.5mm
704303	Panel Housing - Single Lever - Height 24mm
704403	Panel Housing with Spring Cover - Single Lever - Height 24mm
7044030D	Panel Housing with Spring Cover - Single Lever - Height 24mm for male insert
704503	Angle Panel Housing - Single Lever - Height 25.5mm
T702803MS	Hood - Top Entry Single Lever - with M20 Collar - Height 57mm
T702603MS	Angle Hood - Top Entry Single Lever System - with M20 Collar - Height 48mm
T703803MS	Coupler Hood - Top Entry Single Lever System - with M20 Collar - Height 60.5mm

PROCON HEAVY DUTY CONNECTORS - A3/A4/A5



700621

HOODS & HOUSINGS PLASTIC - IP65 GREY

700621	Panel Housing - Single Lever - Height 24mm
700622	Angle Panel Housing - Single Lever - Height 25.5mm
T700620	Wall Housing - Single Lever - M25 Entry - Height 24mm
T700624MS	Angle Hood - Top Entry Single Lever System - with M20 Collar - Height 48mm
T700625MS	Hood -Top Entry Single Lever System - with M20 Collar - Height 57mm
T700623MS	Coupler Hood - Top Entry Single Lever System - with M20 Collar - Height 60.5mm

PROCON HEAVY DUTY CONNECTORS - A10



A10 SERIES - 10-POLE & EARTH INSERTS - 250V/16A

700110	Female - 10-Pole & Earth Insert - Screw Connection, 0.5-2.5mm ²
700210	Male - 10-Pole & Earth Insert - Screw Connection, 0.5-2.5mm ²



T702610MS
& 717637

HOODS & HOUSINGS - SINGLE LEVER - IP65

T702610MS	Hood - Side Entry Single Lever - with M20 Collar - Height 53mm - IP65
T708710	Hood - Side Entry Single Lever - with M25 Threaded Hole - Height 66mm - IP65
704310	Panel Housing - Single Lever - Height 26mm - IP65
704410	Panel Housing with Spring Cover - Single Lever - Height 26mm - IP65

PROCON HEAVY DUTY CONNECTORS - A16



A16 SERIES - 16-POLE & EARTH INSERTS - 250V/16A

700116	Female 16-Pole & Earth Screw Connection Insert, 0.5-2.5mm ²
700216	Male 16-Pole & Earth Screw Connection Insert, 0.5-2.5mm ²



700416

A16 SERIES - 16-POLE & EARTH CRIMP INSERTS - 250V/16A

700316	Crimp Contact Carrier for Sleeve (Female) - 6-Pole & Earth - 0.5-4mm ²
700416	Crimp Contact Carrier for Pin Contact (Male) - 6-Pole & Earth - 0.5-4mm ²
710508	Crimp Sleeve Contact B Series - 0.14-0.37mm ²
710504	Crimp Sleeve Contact B Series - 0.5mm ²
710509	Crimp Sleeve Contact B Series - 0.75mm ²
710500	Crimp Sleeve Contact B Series - 1mm ²
710501	Crimp Sleeve Contact B Series - 1.5mm ²
710502	Crimp Sleeve Contact B Series - 2.5mm ²
710503	Crimp Sleeve Contact B Series - 4.0mm ²
710518	Crimp Pin Contact B Series - 0.14-0.37mm ²
710514	Crimp Pin Contact B Series - 0.5mm ²
710519	Crimp Pin Contact B Series - 0.75mm ²
710510	Crimp Pin Contact B Series - 1mm ²
710511	Crimp Pin Contact B Series - 1.5mm ²
710512	Crimp Pin Contact B Series - 2.5mm ²
710513	Crimp Pin Contact B Series - 4.0mm ²
700734	Coding Pin suitable for Crimp Contact Carriers



710501



710511



T702616MS
& 717637

HOODS & HOUSINGS - SINGLE LEVER - IP65

T702616MS	Hood - Side Entry Single Lever System - with M20 Collar - Height 58mm
T702816MS	Hood - Top Entry Single Lever System - with M20 Collar - Height 58mm
704316	Panel Housing - Single Lever System - Height 26mm - IP65

PROCON HEAVY DUTY CONNECTORS - A32



700116 & 700132

A32 SERIES - 32-POLE & EARTH INSERTS - 250V/16A

700116	Female 16-Pole & Earth Screw Connection Insert, 0.5-2.5mm ²
700132	Female 16-Pole & Earth Screw Connection Insert, 0.5-2.5mm ² (17-32)
700216	Male 16-Pole & Earth Screw Connection Insert, 0.5-2.5mm ²
700232	Male 16-Pole & Earth Screw Connection Insert, 0.5-2.5mm ² (17-32)



700316

A32 SERIES - 32-POLE & EARTH CRIMP INSERTS - 250V/16A

700316	Crimp Contact Carrier for Sleeve Contact - 16-Pole & Earth, 0.5-4mm ²
700416	Crimp Contact Carrier for Pin Contact - 16-Pole & Earth, 0.5-4mm ²
700332	Crimp Contact Carrier for Sleeve Contact - 16-Pole & Earth, (17/32)
700432	Crimp Contact Carrier for Pin Contact - 16-Pole & Earth, (17-32)
710508	Crimp Sleeve Contact B Series - 0.14-0.37mm ²
710504	Crimp Sleeve Contact B Series - 0.5mm ²
710509	Crimp Sleeve Contact B Series - 0.75mm ²
710500	Crimp Sleeve Contact B Series - 1mm ²
710501	Crimp Sleeve Contact B Series - 1.5mm ²
710502	Crimp Sleeve Contact B Series - 2.5mm ²
710503	Crimp Sleeve Contact B Series - 4.0mm ²
710518	Crimp Pin Contact B Series - 0.14-0.37mm ²
710514	Crimp Pin Contact B Series - 0.5mm ²
710519	Crimp Pin Contact B Series - 0.75mm ²
710510	Crimp Pin Contact B Series - 1mm ²
710511	Crimp Pin Contact B Series - 1.5mm ²
710512	Crimp Pin Contact B Series - 2.5mm ²
710513	Crimp Pin Contact B Series - 4.0mm ²
700734	Coding Pin suitable for Crimp Contact Carriers



710500



710510



HOODS & HOUSING - DOUBLE LEVER - IP65

T708132	Hood - Side Entry Double Lever System - with M32 Threaded Hole - Height 76mm
704132	Panel Housing - Double Lever System - Height 28mm - IP65


PROCON HEAVY DUTY CONNECTORS - B SERIES

PRODUCT SELECTION GUIDE

Inserts: Crimp/Screw/
Screwless, Male/
Female Options

Housing Options

Cable Clamping
Options



PRODUCT ASSEMBLY PROCEDURE

STEP 1:

Select the type of Inserts required from the following options:

- Screw Terminal with Wire Guard
- Screw Terminal without Wire Guard
- Screwless Terminal
- Crimp Contact Carriers

All Inserts include an Earth Connection.

When selecting Crimp Solutions you need to also include the Crimp Pin (Male) and Crimp Sleeve (Female) items.

STEP 2:

Select Housings from the following options:

- Single or Double Lever Format
- Wall Mounted Housings
- Panel Mounted Housings
- Housings with Covers
- Coupler Hoods
- Hoods with Side Cable Entry
- Hoods with Top Cable Entry

Double Lever solution is not available in all formats.

STEP 3:

Select the Cable Clamping solution from the following options:

- Bush set which comes complete with nickel coated brass bush, washers and "onion ring" type seal
- Metal Gland which is supplied complete with nickel coated brass collar, brass bush, washers and "onion ring" type seal

Other cable clamping solutions are available from Wiska such as compression glands in both nickel plated brass and nylon, spiral glands and trumpet glands.

Please refer to the Wiska section of the catalogue for further product solutions.

PROCON HEAVY DUTY CONNECTORS - B6



710106



710607



710406



710501



710511



P712806



714306



710630

B6 SERIES - 6-POLE & EARTH INSERTS - 500V/16AMP

710106	Female 6-Pole & Earth Screw Connection Insert with Wire Guard - 0.5-2.5mm ²
710206	Male 6-Pole & Earth Screw Connection Insert with Wire Guard - 0.5-2.5mm ²
710769	Female 6-Pole & Earth Screw Connection Insert without Wire Guard - 0.5 to 4mm ²
710773	Male 6-Pole & Earth Screw Connection Insert without Wire Guard - 0.5 to 4mm ²
71010604	Female 6-Pole & Earth Insert with Push-In Terminals - 0.5-2.5mm ²
71020604	Male 6-Pole & Earth Insert with Push-In Terminals - 0.5-2.5mm ²
710607	Coding Pin

B6 SERIES - 6-POLE & EARTH CRIMP INSERTS - 500V/16AMP

710306	Crimp Contact Carrier for Sleeve Contact (Female) - 6-Pole & Earth - 0.5 to 4mm ²
710406	Crimp Contact Carrier for Pin Contact (Male) - 6-Pole & Earth - 0.5 to 4mm ²
710508	Crimp Sleeve Contact B Series - 0.14-0.37mm ²
710504	Crimp Sleeve Contact B Series - 0.5mm ²
710509	Crimp Sleeve Contact B Series - 0.75mm ²
710500	Crimp Sleeve Contact B Series - 1mm ²
710501	Crimp Sleeve Contact B Series - 1.5mm ²
710502	Crimp Sleeve Contact B Series - 2.5mm ²
710503	Crimp Sleeve Contact B Series - 4.0mm ²
710518	Crimp Pin Contact B Series - 0.14-0.37mm ²
710514	Crimp Pin Contact B Series - 0.5mm ²
710519	Crimp Pin Contact B Series - 0.75mm ²
710510	Crimp Pin Contact B Series - 1mm ²
710511	Crimp Pin Contact B Series - 1.5mm ²
710512	Crimp Pin Contact B Series - 2.5mm ²
710513	Crimp Pin Contact B Series - 4.0mm ²
700734	Coding Pin suitable for Crimp Contact Carriers

WALL & PANEL HOUSINGS - SINGLE LEVER - IP65

P712606	Hood - Side Entry Single Lever System - with M20 Threaded Hole - Height 56mm
P758624	Hood - Side Entry Single Lever System - with M25 Threaded Hole - Height 72mm
P712806	Hood - Top Entry Single Lever System - with M20 Threaded Hole - Height 56mm
P758824	Hood - Top Entry Single Lever System - with M25 Threaded Hole - Height 72mm
P713806	Coupler Hood - Top Entry Single Lever System - with M20 Threaded Hole - 61.5mm
P753824	Coupler Hood - Top Entry Single Lever System - with M25 Threaded Hole - 77.5mm
P753824AQ	Coupler Hood - Top Entry Single Lever (Steel) - with M25 Threaded Hole - 77.5mm

HOODS - SINGLE LEVER - IP65

P712606	Hood - Side Entry Single Lever System - with M20 Threaded Hole - Height 56mm
P758624	Hood - Side Entry Single Lever System - with M25 Threaded Hole - Height 72mm

ACCESSORIES

710630	Protective Cap - Single Lever - Plastic - Height 18mm
710630AL	Protective Cap - Single Lever - Aluminium - Height 18mm

PROCON HEAVY DUTY CONNECTORS - B6



710110



710607



710410



710511



710500



P712210



714110

B10 SERIES - 10-POLE & EARTH INSERTS - 500V/16A

710110	Female 10-Pole & Earth Screw Connection Insert with Wire Guard, 0.5-2.5 mm ²
710210	Male 10-Pole & Earth Screw Connection Insert with Wire Guard, 0.5-2.5mm ²
710770	Female 10-Pole & Earth Screw Connection Insert without Wire Guard, 0.5-4mm ²
710774	Male 10-Pole & Earth Screw Connection Insert without Wire Guard, 0.5-4mm ²
71011004	Female 10-Pole & Earth Insert with Push in Terminals 0.5-2.5mm ²
71021004	Male 10-Pole & Earth Insert with Push in Terminals 0.5-2.5mm ²
710607	Coding Pin

B10 SERIES - 10-POLE & EARTH CRIMP INSERTS - 500V/16A

710310	Crimp Contact Carrier for Sleeve Contact - 0.5-4mm ²
710410	Crimp Contact Carrier for Pin Contact - 0.5-4mm ²
710508	Crimp Sleeve Contact B Series - 0.14-0.37mm ²
710504	Crimp Sleeve Contact B Series - 0.5mm ²
710509	Crimp Sleeve Contact B Series - 0.75mm ²
710500	Crimp Sleeve Contact B Series - 1mm ²
710501	Crimp Sleeve Contact B Series - 1.5mm ²
710502	Crimp Sleeve Contact B Series - 2.5mm ²
710503	Crimp Sleeve Contact B Series - 4.0mm ²
710518	Crimp Pin Contact B Series - 0.14-0.37mm ²
710514	Crimp Pin Contact B Series - 0.5mm ²
710519	Crimp Pin Contact B Series - 0.75mm ²
710510	Crimp Pin Contact B Series - 1mm ²
710511	Crimp Pin Contact B Series - 1.5mm ²
710512	Crimp Pin Contact B Series - 2.5mm ²
710513	Crimp Pin Contact B Series - 4.0mm ²
700734	Coding Pin suitable for Crimp Contact Carriers

HOODS - DOUBLE LEVER - IP65

P712110	Hood - Side Entry Double Lever System - with M20 Threaded Hole - Height 56mm
P758042	Hood - Side Entry Double Lever System - with M25 Threaded Hole - Height 56mm
P758142	Hood - Side Entry Double Lever System - with M32 Threaded Hole - Height 72mm
P712210	Hood - Top Entry Double Lever System - with M20 Threaded Hole - Height 56mm
P712310	Hood - Top Entry Double Lever System - with M25 Threaded Hole - Height 56mm
P758342	Hood - Top Entry Double Lever System - with M32 Threaded Hole - Height 72mm
P713610	Coupler Hood - Top Entry Double Lever System - with M20 Threaded Hole - 61.5mm
P753742	Coupler Hood - Top Entry Double Lever System - with M32 Threaded Hole - 77.5mm

WALL & PANEL HOUSINGS - DOUBLE LEVER - IP65

714110	Panel Housing - Double Lever System - Height 28mm
P711010MS	Wall Housing with Single M20 Collar - Double Lever System - Height 53mm

PROCON HEAVY DUTY CONNECTORS - B10



710624

ACCESSORIES - DOUBLE LEVER

- 710624 Protective Cap with retaining cord - Double Lever System - Plastic - Height 18mm
710624AL Protective Cap with retaining cord - Double Lever System - Aluminium - Height 18mm

HOODS - SINGLE LEVER - IP65



P758642

- P712610 Hood - Side Entry Single Lever System - with M20 Threaded Hole - Height 56mm
P758642 Hood - Side Entry Single Lever System - with M25 Threaded Hole - Height 72mm
P712810 Hood - Side Entry Single Lever System - with M20 Threaded Hole - Height 56mm
P758842 Hood - Top Entry Single Lever System - with M25 Threaded Hole - Height 72mm
P713810 Coupler Hood - Top Entry Single Lever System - with M20 Threaded Hole - 61.5mm
P753842 Coupler Hood - Top Entry Single Lever System - with M25 Threaded Hole - 77.5mm
P753842AQ Coupler Hood - Top Entry Single Lever (Steel) - with M25 Threaded Hole - 77.5mm

WALL & PANEL HOUSINGS - SINGLE LEVER - IP65



714310

- 714310 Panel Housing - Single Lever System - Height 28mm
714310AQ Panel Housing - Single Lever System (Steel Lever) - Height 28mm
714410 Panel Housing with Spring Cover - Single Lever System - Height 27mm plus cover
P711410MS Wall Housing with Single M20 Collar - Single Lever System - Height 74mm

ACCESSORIES - SINGLE LEVER

- 710632 Protective Cap - Single Lever System - Plastic - Height 18mm
710632AL Protective Cap - Single Lever System - Aluminium - Height 18mm



HOODS & HOUSINGS - REVERSE DOUBLE LEVER - IP65

- P753242 Hood with clips - Top Entry Double Locking System - with M25 Threaded Hole - 72mm
P753342 Hood with clips - Top Entry Double Locking System - with M32 Threaded Hole - 72mm
714210 Panel Housing with Spring Cover without clips - Double Locking - 27mm plus Cover



PROCON HEAVY DUTY CONNECTORS - B16



710116



710607

B16 SERIES - 16-POLE & EARTH INSERT - 500V/16A

710116	Female Insert - 16-Pole - Screw Term. plus Wire Guard - 500V / 16A, 0.5-2.5mm ²
710216	Male Insert - 16-Pole - Screw Term. plus Wire Guard - 500V / 16A, 0.5-2.5mm ²
710771	Female Insert - 16-Pole - Screw Term. no Wire Guard - 500V / 16A, 0.5-4mm ²
710775	Male Insert - 16-Pole - Screw Term. no Wire Guard - 500V / 16 A, 0.5-4mm ²
71011604	Female 16-Pole & Earth Insert with Push-in Terminals - 0.5-2.5mm ²
71021604	Male 16-Pole & Earth Insert with Push-in Terminals - 0.5-2.5mm ²
710607	Coding Pin



P728140

HOODS - DOUBLE LEVER - IP65

P718016	Hood - Side Entry Double Lever - with M25 Threaded Hole - Height 65mm
P728140	Hood - Side Entry Double Lever - with M32 Threaded Hole - Height 76mm
P72814040	Hood - Side Entry Double Lever - with M40 Threaded Hole - Height 76mm
P718216	Hood - Top Entry Double Lever - with M25 Threaded Hole - Height 65mm
P718316	Hood - Top Entry Double Lever - with M32 Threaded Hole - Height 65mm
P713616	Coupler Hood - Top Entry Double Lever - with M25 Threaded Hole - Height 70.5mm
P753772	Coupler Hood - Top Entry Double Lever - with M32 Threaded Hole - Height 81.5mm
P75377240	Coupler Hood - Top Entry Double Lever - with M40 Threaded Hole - Height 81.5mm

WALL & PANEL HOUSINGS - DOUBLE LEVER - IP65

714116	Panel Housing - Double Lever - Height 28mm
P711016MS	Wall Housing with Single M25 Collar - Double Lever - Height 68mm
P75707240MS	Wall Housing with Single M40 Collar - Double Lever - Height 84mm



714116

PROCON HEAVY DUTY CONNECTORS - B16



ACCESSORIES - DOUBLE LEVER

- 710626 Protective Cap - Single Lever - Plastic - Height 18mm
710626AL Protective Cap - Double Locking System - Aluminium - Height 18mm



718916

HOODS - SINGLE LEVER - IP65

- P718616 Hood - Side Entry Single Lever - with M25 Threaded Hole - Height 65mm
P718716 Hood - Side Entry Single Lever - with M32 Threaded Hole - Height 65mm
P72874040 Hood - Side Entry Single Lever - with M40 Threaded Hole - Height 76mm
P718816 Hood - Top Entry Single Lever - with M25 Threaded Hole - Height 65mm
P718916 Hood - Top Entry Single Lever - with M32 Threaded Hole - Height 65mm
P713816 Coupler Hood - Top Entry Single Lever - with M25 Threaded Hole - Height 70.5mm
P713916 Coupler Hood - Top Entry Single Lever - with M32 Threaded Hole - Height 70.5mm



714316

WALL & PANEL HOUSINGS - SINGLE LEVER - IP65

- 714316 Panel Housing - Single Lever System - Height 27mm
714416 Panel Housing with Spring Cover - Single Lever System - Height 27mm Plus Cover
P711616MS Wall Housing with Spring Cover & Single M25 Collar - Single Locking - 68mm Plus Cover



ACCESSORIES - SINGLE LEVER

- 710634 Protective Cap - Single Lever - Plastic - Height 18mm
710634AL Protective Cap - Single Lever - Aluminium - Height 18mm

PROCON HEAVY DUTY CONNECTORS - B24



710124



710224



710324



710501



710511



P712124



P711024MS

B24 SERIES - 24-POLE & EARTH INSERTS - 500V/16A

710124	Female Insert - 24-Pole - Screw Term. plus Wire Guard - 500V / 16A, 0.5-2.5mm ²
710224	Male Insert - 24-Pole - Screw Term. plus Wire Guard - 500V / 16A, 0.5-2.5mm ²
710772	Female Insert - 24-Pole - Screw Term. no Wire Guard - 500V / 16A, 0.5-4mm ²
710776	Male Insert - 24-Pole - Screw Term. no Wire Guard - 500V / 16A, 0.5-4mm ²
71012404	Female 24-Pole & Earth Insert Push-in Terminals, 0.5-25mm ²
71022404	Male 24-Pole & Earth Insert Push-in Terminals, 0.5-25mm ²
710 607	Coding Pin

B24 SERIES - 24-POLE CRIMP INSERTS - 500V/16A

710324	Crimp Contact Carrier for Sleeve Contact - 24-Pole 500V, 16 Amps, 0.5-4mm ²
710424	Crimp Contact Carrier for Pin Contact - 24-Pole 500V, 16 Amps, 0.5-4mm ²
710508	Crimp Sleeve Contact B Series - 0.14-0.37mm ²
710504	Crimp Sleeve Contact B Series - 0.5mm ²
710509	Crimp Sleeve Contact B Series - 0.75mm ²
710500	Crimp Sleeve Contact B Series - 1mm ²
710501	Crimp Sleeve Contact B Series - 1.5mm ²
710502	Crimp Sleeve Contact B Series - 2.5mm ²
710503	Crimp Sleeve Contact B Series - 4.0mm ²
710518	Crimp Pin Contact B Series - 0.14-0.37mm ²
710514	Crimp Pin Contact B Series - 0.5mm ²
710519	Crimp Pin Contact B Series - 0.75mm ²
710510	Crimp Pin Contact B Series - 1mm ²
710511	Crimp Pin Contact B Series - 1.5mm ²
710512	Crimp Pin Contact B Series - 2.5mm ²
710513	Crimp Pin Contact B Series - 4.0mm ²
700734	Coding Pin suitable for Crimp Contact Carriers

HOODS - DOUBLE LEVER - IP65

P712024	Hood - Side Entry Double Lever - with M25 Threaded Hole - Height 65mm
P712124	Hood - Side Entry Double Lever - with M32 Threaded Hole - Height 65mm
P71812440	Hood - Side Entry Double Lever - with M40 Threaded Hole - Height 76mm
P712224	Hood - Top Entry Double Lever - with M25 Threaded Hole - Height 65mm
P718324	Hood - Top Entry Double Lever - with M32 Threaded Hole - Height 65mm
P71832440	Hood - Top Entry Double Lever - with M40 Threaded Hole - Height 76mm

WALL & PANEL HOUSINGS - DOUBLE LEVER - IP65

714124	Panel Housing - Double Lever - Height 28mm
P711024MS	Wall Housing with Single M25 Collar - Double Lever - Height 68mm
P757008MS	Wall Housing with Single M32 Collar - Double Lever - Height 84mm
P75700840MS	Wall Housing with Single M40 Collar - Double Lever - Height 84mm

PROCON HEAVY DUTY CONNECTORS - B24



P712724

HOOD - SINGLE LEVER - IP65

- P712624 Hood - Side Entry Single Lever - with M25 Threaded Hole - Height 65mm
- P712724 Hood - Side Entry Single Lever - with M32 Threaded Hole - Height 65mm
- P71872440 Hood - Side Entry Single Lever - with M40 Threaded Hole - Height 76mm
- P712824 Hood - Top Entry Single Lever - with M25 Threaded Hole - Height 65mm
- P718924 Hood - Top Entry Single Lever - with M32 Threaded Hole - Height 76mm
- P71892440 Hood - Top Entry Single Lever - with M40 Threaded Hole - Height 76mm
- P753808 Coupler Hood - Top Entry Single Lever - with M25 Threaded Hole - Height 70.5mm
- P71392440 Coupler Hood - Top Entry Single Lever - with M40 Threaded Hole - Height 81.5mm



WALL & PANEL HOUSINGS - SINGLE LEVER - IP65

- 714324 Panel Housing - Single Lever - Height 28mm
- P711424MS Wall Housing with Single M25 Collar - Single Lever - Height 68mm

PROCON HEAVY DUTY CONNECTORS - B32



710116 & 710132

B32 SERIES - 32-POLE & EARTH INSERTS - 500V/16

710116	Female - 16-Pole & Earth Screw Insert with Wire Guard, 0.5-2.5 mm ²
710216	Male - 16-Pole & Earth Screw Insert with Wire Guard, 0.5-2.5 mm ²
710132	Female - 16-Pole & Earth Screw Insert with Wire Guard, 0.5-2.5 mm ² (17-32)
710232	Male - 16-Pole & Earth Screw Insert with Wire Guard, 0.5-2.5 mm ² (17-32)
710607	Coding Pin



HOODS & HOUSINGS - DOUBLE LEVER - IP65

T718132	Hood - Side Entry Double Lever - with M32 Threaded Hole - Height 80mm - IP65
T718332	Hood - Top Entry Double Lever - with M32 Threaded Hole - Height 80mm - IP65
714132	Panel Housing - Double Lever - Height 30mm - IP65

PROCON HEAVY DUTY CONNECTORS - BA6/BB



710621

BA6 SERIES - 6-POLE & EARTH - 690V/35A

710620 Female 6-Pole & Earth Screw Terminal Insert plus Wire Guard, 0.5-6mm²

710621 Male 6-Pole & Earth Screw Terminal Insert plus Wire Guard, 0.5-6mm²

Please select Housings from B16 Range



BB10 SERIES - 10-POLE & EARTH CRIMP INSERTS 500V/16A

710311 Crimp Contact Carrier for Sleeve Contact - 10-Pole & Earth

710411 Crimp Contact Carrier for Pin Contact - 10-Pole & Earth

Please select Housings from B6 Range & Crimp Inserts below



BB18 SERIES - 18-POLE & EARTH CRIMP INSERTS 500V/16A

710318 Crimp Contact Carrier for Sleeve Contact - 18-Pole & Earth

710418 Crimp Contact Carrier for Pin Contact - 18-Pole & Earth

Please select Housings from B10 Range & Crimp Inserts below



BB32 SERIES - 32-POLE & EARTH CRIMP INSERTS 500V/16A

710333 Crimp Contact Carrier for Sleeve Contact - 32-Pole & Earth

710433 Crimp Contact Carrier for Pin Contact - 32-Pole & Earth

Please select Housings from B16 Range & Crimp Inserts below



BB46 SERIES - 46-POLE & EARTH CRIMP INSERTS 500V/16A

710346 Crimp Contact Carrier for Sleeve Contact - 46-Pole & Earth

710446 Crimp Contact Carrier for Pin Contact - 46-Pole & Earth

Please select Housings from B24 Range & Crimp Inserts below



710511



710500

CRIMP SLEEVES & PINS

710508 Crimp Sleeve Contact B Series - 0.14-0.37mm²

710504 Crimp Sleeve Contact B Series - 0.5 mm²

710509 Crimp Sleeve Contact B Series - 0.75mm²

710500 Crimp Sleeve Contact B Series - 1mm²

710501 Crimp Sleeve Contact B Series - 1.5mm²

710502 Crimp Sleeve Contact B Series - 2.5mm²

710518 Crimp Pin Contact B Series - 0.14-0.37mm²

710514 Crimp Pin Contact B Series - 0.5mm²

710519 Crimp Pin Contact B Series - 0.75mm²

710510 Crimp Pin Contact B Series - 1mm²

710511 Crimp Pin Contact B Series - 1.5mm²

710512 Crimp Pin Contact B Series - 2.5mm²

HEAVY DUTY CONNECTORS - D7/D8/D25



720307



720407



720308



720506



720325



72050900



720519

D7/D8 SERIES - 7-POLE & EARTH / 8-POLE & EARTH CRIMP INSERTS - 250V/10A

720307	Female 7-Pole Insert for Sleeve Contact, 0.5-2.5mm ²
720407	Male 7-Pole Insert for Sleeve Contact, 0.5-1.5mm ²
720308	Female 8-Pole Insert for Sleeve Contact, 0.5-2.5mm ²
720408	Male 8-Pole Insert for Sleeve Contact, 0.5-1.5mm ²
720506	Sleeve Contact D Series - 0.14-0.37mm ²
720507	Sleeve Contact D Series - 0.5mm ²
720508	Sleeve Contact D Series - 0.75-1mm ²
720509	Sleeve Contact D Series - 1.5mm ²
720502	Sleeve Contact D Series - 2.5mm ²
720516	Pin Contact D Series - 0.14-0.37mm ²
720517	Pin Contact D Series - 0.5mm ²
720518	Pin Contact D Series - 0.75-1mm ²
720519	Pin Contact D Series - 1.5mm ²
720512	Pin Contact D Series - 2.5mm ²

Please select Housings from A3 Range

D25 SERIES - 25-POLE & EARTH CRIMP INSERTS - 250V/10A

720325	Crimp Contact Carrier for Sleeve Contact (female) - 25-Pole & Earth 0.14-2.5mm ²
720425	Crimp Contact Carrier for Pin Contact (male) - 25-Pole & Earth, 0.14-2.5mm ²
720506	Sleeve Contact D Series - 0.14-0.37mm ²
720507	Sleeve Contact D Series - 0.5mm ²
720508	Sleeve Contact D Series - 0.75-1mm ²
720509	Sleeve Contact D Series - 1.5mm ²
720502	Sleeve Contact D Series - 2.5mm ²
720516	Pin Contact D Series - 0.14-0.37mm ²
720517	Pin Contact D Series - 0.5mm ²
720518	Pin Contact D Series - 0.75-1mm ²
720519	Pin Contact D Series - 1.5mm ²
720512	Pin Contact D Series - 2.5mm ²

Please select Housings from A16 Range

PROCON HEAVY DUTY CONNECTORS - D40/D64/DD42



720340



720440



720519



720364



720464



720519



750142



750242

D40 SERIES - 40-POLE & EARTH CRIMP INSERTS - 250V/10A

720340	40-Pole - Crimp Carrier Sleeve Contact, 0.14-2.5mm ²
720440	40-Pole - Crimp Carrier Pin Contact, 0.14-2.5mm ²
720506	Sleeve Contact D Series - 0.14-0.37mm ²
720507	Sleeve Contact D Series - 0.5mm ²
720508	Sleeve Contact D Series - 0.75-1mm ²
720509	Sleeve Contact D Series - 1.5mm ²
720502	Sleeve Contact D Series - 2.5mm ²
720516	Pin Contact D Series - 0.14-0.37mm ²
720517	Pin Contact D Series - 0.5mm ²
720518	Pin Contact D Series - 0.75-1mm ²
720519	Pin Contact D Series - 1.5mm ²
720512	Pin Contact D Series - 2.5mm ²

Please select Housings from B16 Range

D64 SERIES - 64-POLE & EARTH CRIMP INSERTS - 250V/10A

720364	64-Pole - Crimp Carrier Sleeve Contact, 0.14-2.5mm ²
720464	64-Pole - Crimp Carrier Pin Contact, 0.14-2.5mm ²
720506	Sleeve Contact D Series - 0.14-0.37mm ²
720507	Sleeve Contact D Series - 0.5mm ²
720508	Sleeve Contact D Series - 0.75-1mm ²
720509	Sleeve Contact D Series - 1.5mm ²
720502	Sleeve Contact D Series - 2.5mm ²
720516	Pin Contact D Series - 0.14-0.37mm ²
720517	Pin Contact D Series - 0.5mm ²
720518	Pin Contact D Series - 0.75-1mm ²
720519	Pin Contact D Series - 1.5mm ²
720512	Pin Contact D Series - 2.5mm ²

Please select Housings from B24 Range

DD42 SERIES - 42-POLE & EARTH CRIMP INSERTS - 250V/10A

750142	42-Pole - Crimp Carrier Sleeve Contact, 0.14 -2.5mm ²
750242	42-Pole - Crimp Carrier Pin Contact, 0.14-2.5mm ²
720506	Sleeve Contact D Series - 0.14-0.37mm ²
720507	Sleeve Contact D Series - 0.5mm ²
720508	Sleeve Contact D Series - 0.75-1mm ²
720509	Sleeve Contact D Series - 1.5mm ²
720516	Pin Contact D Series - 0.14-0.37mm ²
720517	Pin Contact D Series - 0.5mm ²
720518	Pin Contact D Series - 0.75-1mm ²
720519	Pin Contact D Series - 1.5mm ²

Please select Housings from B10 Range

PROCON HEAVY DUTY CONNECTORS - TOOLS



710613



710601 & 710602

TOOLS & ACCESSORIES

710613	Insertion Tool for DD Style Contact
710614	Removal Tool for D & DD Style Contact
719619	Removal Tool for B & BB Style Contact
710601	Guiding Pin
710602	Guiding Sleeve



WISKA

Wiska is another German manufacturer we represent with an interesting product range in Glands, EX Glands and Enclosures as well as a range of Marine Lighting, Electrical and CCTV Systems. Innovative new products include such items as their submersible cable junction boxes (15 metres for 170 hours) and a nickel plated brass spiral gland.

CABLE GLANDS



IP68 GLAND SETS - BLACK - LONG

Product Code	Description	Size	Colour	Cable Ø	Thread Length
ESKV-L-12set	Polyamide Gland with Locknut	M12	Black (RAL 9005)	3 - 7mm	15mm
ESKV-L-16set	Polyamide Gland with Locknut	M16	Black (RAL 9005)	4.5 - 10mm	15mm
ESKV-L-20set	Polyamide Gland with Locknut	M20	Black (RAL 9005)	6 - 13mm	15mm
ESKV-L-25set	Polyamide Gland with Locknut	M25	Black (RAL 9005)	9 - 17mm	15mm
ESKV-L-32set	Polyamide Gland with Locknut	M32	Black (RAL 9005)	13 - 21mm	15mm
ESKV-L-40set	Polyamide Gland with Locknut	M40	Black (RAL 9005)	16 - 28mm	18mm
ESKV-L-50set	Polyamide Gland with Locknut	M50	Black (RAL 9005)	21 - 35mm	18mm
ESKV-L-63set	Polyamide Gland with Locknut	M63	Black (RAL 9005)	34 - 48mm	18mm



IP68 GLAND SETS - BLACK

Product Code	Description	Size	Colour	Cable Ø	Thread Length
ESKV12set	Polyamide Gland with Locknut	M12	Black (RAL 9005)	3 - 7mm	9mm
ESKV16set	Polyamide Gland with Locknut	M16	Black (RAL 9005)	4.5 - 10mm	9mm
ESKV20set	Polyamide Gland with Locknut	M20	Black (RAL 9005)	6 - 13mm	10mm
ESKV25set	Polyamide Gland with Locknut	M25	Black (RAL 9005)	9 - 17mm	10mm
ESKV32set	Polyamide Gland with Locknut	M32	Black (RAL 9005)	13 - 21mm	12mm
ESKV40set	Polyamide Gland with Locknut	M40	Black (RAL 9005)	16 - 28mm	12mm
ESKV50set	Polyamide Gland with Locknut	M50	Black (RAL 9005)	21 - 35mm	14mm
ESKV63set	Polyamide Gland with Locknut	M63	Black (RAL 9005)	34 - 48mm	15mm



IP68 GLAND SETS - GREY

Product Code	Description	Size	Colour	Cable Ø	Thread Length
ESKV12setGR	Polyamide Gland with Locknut	M12	Grey (RAL 7001)	3 - 7mm	9mm
ESKV16setGR	Polyamide Gland with Locknut	M16	Grey (RAL 7001)	4.5 - 10mm	9mm
ESKV20setGR	Polyamide Gland with Locknut	M20	Grey (RAL 7001)	6 - 13mm	10mm
ESKV25setGR	Polyamide Gland with Locknut	M25	Grey (RAL 7001)	9 - 17mm	10mm
ESKV32setGR	Polyamide Gland with Locknut	M32	Grey (RAL 7001)	13 - 21mm	12mm

CABLE GLANDS



IP68 GLANDS - BLACK - LONG

Product Code	Description	Size	Colour	Cable Ø	Thread Length
ESKV-L-12	Polyamide Gland	M12	Black (RAL 9005)	3 - 7mm	15mm
ESKV-L-16	Polyamide Gland	M16	Black (RAL 9005)	4.5 - 10mm	15mm
ESKV-L-20	Polyamide Gland	M20	Black (RAL 9005)	6 - 13mm	15mm
ESKV-L-25	Polyamide Gland	M25	Black (RAL 9005)	9 - 17mm	15mm
ESKV-L-32	Polyamide Gland	M32	Black (RAL 9005)	13 - 21mm	15mm
ESKV-L-40	Polyamide Gland	M40	Black (RAL 9005)	16 - 28mm	18mm
ESKV-L-50	Polyamide Gland	M50	Black (RAL 9005)	21 - 35mm	18mm
ESKV-L-63	Polyamide Gland	M63	Black (RAL 9005)	34 - 48mm	18mm



IP68 GLANDS - BLACK

Product Code	Description	Size	Colour	Cable Ø	Thread Length
ESKV12	Polyamide Gland	M12	Black (RAL 9005)	3 - 7mm	9mm
ESKV16	Polyamide Gland	M16	Black (RAL 9005)	4.5 - 10mm	9mm
ESKV20	Polyamide Gland	M20	Black (RAL 9005)	6 - 13mm	10mm
ESKV25	Polyamide Gland	M25	Black (RAL 9005)	9 - 17mm	10mm
ESKV32	Polyamide Gland	M32	Black (RAL 9005)	13 - 21mm	12mm
ESKV40	Polyamide Gland	M40	Black (RAL 9005)	16 - 28mm	12mm
ESKV50	Polyamide Gland	M50	Black (RAL 9005)	21 - 35mm	14mm
ESKV63	Polyamide Gland	M63	Black (RAL 9005)	34 - 48mm	15mm



LOCKNUTS - BLACK

Product Code	Description	Size	Colour	Width
EMUG-M12	Polyamide Locknut	M12	Black (RAL 9005)	5mm
EMUG-M16	Polyamide Locknut	M16	Black (RAL 9005)	5mm
EMUG-M20	Polyamide Locknut	M20	Black (RAL 9005)	5mm
EMUG-M25	Polyamide Locknut	M25	Black (RAL 9005)	6mm
EMUG-M32	Polyamide Locknut	M32	Black (RAL 9005)	6mm
EMUG-M40	Polyamide Locknut	M40	Black (RAL 9005)	7mm
EMUG-M50	Polyamide Locknut	M50	Black (RAL 9005)	7mm
EMUG-M63	Polyamide Locknut	M63	Black (RAL 9005)	7mm



IP68 GLANDS - GREY

Product Code	Description	Size	Colour	Cable Ø	Thread Length
ESKV12 GR	Polyamide Gland	M12	Grey (RAL 7001)	3 - 7mm	9mm
ESKV16 GR	Polyamide Gland	M16	Grey (RAL 7001)	4.5 - 10mm	9mm
ESKV20 GR	Polyamide Gland	M20	Grey (RAL 7001)	6 - 13mm	10mm
ESKV25 GR	Polyamide Gland	M25	Grey (RAL 7001)	9 - 17mm	10mm
ESKV32 GR	Polyamide Gland	M32	Grey (RAL 7001)	13 - 21mm	12mm

CABLE GLANDS



IP68 GLANDS - BLACK - LONG

Product Code	Description	Size	Colour	Width
EMUG-M12GR	Polyamide Locknut	M12	Grey (RAL 7001)	5mm
EMUG-M16GR	Polyamide Locknut	M16	Grey (RAL 7001)	5mm
EMUG-M20GR	Polyamide Locknut	M20	Grey (RAL 7001)	5mm
EMUG-M25GR	Polyamide Locknut	M25	Grey (RAL 7001)	6mm
EMUG-M32GR	Polyamide Locknut	M32	Grey (RAL 7001)	6mm

PG IP68 GLANDS - LIGHT GREY

Product Code	Description	Size	Colour	Cable Ø	Thread Length
SKV7setLGR	Gland & Locknut	PG7	Light Grey (RAL 7035)	3 - 6mm	9mm
SKV9setLGR	Gland & Locknut	PG9	Light Grey (RAL 7035)	4 - 8mm	9mm
SKV11setLGR	Gland & Locknut	PG11	Light Grey (RAL 7035)	5 - 10mm	9mm
SKV13.5setLGR	Gland & Locknut	PG13.5	Light Grey (RAL 7035)	6 - 12mm	10mm
SKV16setLGR	Gland & Locknut	PG16	Light Grey (RAL 7035)	8 - 14mm	11mm
SKV21setLGR	Gland & Locknut	PG21	Light Grey (RAL 7035)	10 - 18mm	11mm
SKV29setLGR	Gland & Locknut	PG29	Light Grey (RAL 7035)	16 - 25mm	12mm
SKV36setLGR	Gland & Locknut	PG36	Light Grey (RAL 7035)	22 - 32mm	14mm
SKV42setLGR	Gland & Locknut	PG42	Light Grey (RAL 7035)	28 - 38mm	14mm
SKV48setLGR	Gland & Locknut	PG48	Light Grey (RAL 7035)	36 - 44mm	15mm

PG/METRIC CONVERSION GUIDE

Ø	Ø	Ø
12	Pg 7	12,5
13		
14		
15		
16	Pg 9	15,2
17		
18		
19		
20	Pg 11	18,6
21		
22		
23		
24	Pg 13,5	20,4
25		
26		
27		
28	Pg 16	22,5
29		
30		
31		
32	Pg 21	28,3
33		
34		
35		
36	Pg 29	37
37		
38		
39		
40	Pg 29	37
41		
42		
43		
44	Pg 36	47
45		
46		
47		
48	Pg 42	54
49		
50		
51		
52	Pg 48	59,3
53		
54		
55		
56	Pg 48	59,3
57		
58		
59		
60	Pg 48	59,3
61		
62		
63		

CABLE GLANDS



IP68 GLAND SETS - NICKEL PLATED BRASS - LONG

Product Code	Description	Size	Material	Cable Ø	Thread Length
EMSKV-L12set	Gland with Locknut	M12	Nickel Plated Brass	3 - 7mm	12mm
EMSKV-L16set	Gland with Locknut	M16	Nickel Plated Brass	4.5 - 10mm	12mm
EMSKV-L20set	Gland with Locknut	M20	Nickel Plated Brass	6 - 13mm	12mm
EMSKV-L25set	Gland with Locknut	M25	Nickel Plated Brass	9 - 17mm	12mm
EMSKV-L32set	Gland with Locknut	M32	Nickel Plated Brass	13 - 21mm	15mm
EMSKV-L40set	Gland with Locknut	M40	Nickel Plated Brass	16 - 28mm	15mm
EMSKV-L50set	Gland with Locknut	M50	Nickel Plated Brass	21 - 35mm	15mm
EMSKV-L63set	Gland with Locknut	M63	Nickel Plated Brass	34 - 48mm	15mm



IP68 GLANDS - NICKEL PLATED BRASS - LONG

Product Code	Description	Size	Material	Cable Ø	Thread Length
EMSKV-L12	Gland	M12	Nickel Plated Brass	3 - 7mm	12mm
EMSKV-L16	Gland	M16	Nickel Plated Brass	4.5 - 10mm	12mm
EMSKV-L20	Gland	M20	Nickel Plated Brass	6 - 13mm	12mm
EMSKV-L25	Gland	M25	Nickel Plated Brass	9 - 17mm	12mm
EMSKV-L32	Gland	M32	Nickel Plated Brass	13 - 21mm	15mm
EMSKV-L40	Gland	M40	Nickel Plated Brass	16 - 28mm	15mm
EMSKV-L50	Gland	M50	Nickel Plated Brass	21 - 35mm	15mm
EMSKV-L63	Gland	M63	Nickel Plated Brass	34 - 48mm	15mm



IP68 GLANDS - NICKEL PLATED BRASS

Product Code	Description	Size	Material	Cable Ø	Thread Length
EMSKV 12	Gland	M12	Nickel Plated Brass	3 - 7mm	5mm
EMSKV 16	Gland	M16	Nickel Plated Brass	4.5 - 10mm	5mm
EMSKV 20	Gland	M20	Nickel Plated Brass	6 - 13mm	6mm
EMSKV 25	Gland	M25	Nickel Plated Brass	9 - 17mm	7mm
EMSKV 32	Gland	M32	Nickel Plated Brass	13 - 21mm	8mm
EMSKV 40	Gland	M40	Nickel Plated Brass	16 - 28mm	8mm
EMSKV 50	Gland	M50	Nickel Plated Brass	21 - 35mm	9mm
EMSKV 63	Gland	M63	Nickel Plated Brass	34 - 48mm	10mm



LOCKNUTS NICKEL PLATED BRASS

Product Code	Description	Size	Material	Width
EMMU12	Locknut	M12	Nickel Plated Brass	2.8mm
EMMU16	Locknut	M16	Nickel Plated Brass	2.8mm
EMMU20	Locknut	M20	Nickel Plated Brass	3mm
EMMU25	Locknut	M25	Nickel Plated Brass	3.5mm
EMMU32	Locknut	M32	Nickel Plated Brass	4mm
EMMU40	Locknut	M40	Nickel Plated Brass	5mm
EMMU50	Locknut	M50	Nickel Plated Brass	5mm
EMMU63	Locknut	M63	Nickel Plated Brass	6mm

CABLE GLANDS



IP66/68 EEXE CABLE GLANDS - POLYAMIDE BLACK

Product Code	Description	Size	Material	Cable Ø	Thread Length
ESKE/1-e-16	EX Gland	M16	Polyamide Black	4.5mm - 9mm	9mm
ESKE/1-e-20	EX Gland	M20	Polyamide Black	7mm - 13mm	10mm
ESKE/1-e-25	EX Gland	M25	Polyamide Black	10mm - 17mm	10mm
ESKE/1-e-32	EX Gland	M32	Polyamide Black	13mm - 21mm	12mm
ESKE/1-e-40	EX Gland	M40	Polyamide Black	17mm - 28mm	12mm
ESKE/1-e-50	EX Gland	M50	Polyamide Black	23mm - 35mm	14mm
ESKE/1-e-63	EX Gland	M63	Polyamide Black	34mm - 46mm	15mm



IP68/69 GLANDS - STAINLESS STEEL - 304SS

Product Code	Description	Size	Material	Cable Ø	Thread Length
ESSKV12	Gland	M12	Stainless Steel	3 - 7mm	5mm
ESSKV16	Gland	M16	Stainless Steel	4.5 - 10mm	5mm
ESSKV20	Gland	M20	Stainless Steel	6 - 13mm	6mm
ESSKV25	Gland	M25	Stainless Steel	9 - 17mm	7mm
ESSKV32	Gland	M32	Stainless Steel	13 - 21mm	8mm
ESSKV40	Gland	M40	Stainless Steel	16 - 28mm	8mm
ESSKV50	Gland	M50	Stainless Steel	21 - 35mm	9mm
ESSKV63	Gland	M63	Stainless Steel	34 - 48mm	10mm



IP68/69 GLANDS - STAINLESS STEEL - 316SS

Product Code	Description	Size	Material	Cable Ø	Thread Length
ESSKV-4-12	Gland	M12	Stainless Steel	3 - 7mm	5mm
ESSKV-4-16	Gland	M16	Stainless Steel	4.5 - 10mm	5mm
ESSKV-4-20	Gland	M20	Stainless Steel	6 - 13mm	6mm
ESSKV-4-25	Gland	M25	Stainless Steel	9 - 17mm	7mm
ESSKV-4-32	Gland	M32	Stainless Steel	13 - 21mm	8mm
ESSKV-4-40	Gland	M40	Stainless Steel	16 - 28mm	8mm
ESSKV-4-50	Gland	M50	Stainless Steel	21 - 35mm	9mm
ESSKV-4-63	Gland	M63	Stainless Steel	34 - 48mm	10mm



LOCKNUTS NICKEL PLATED BRASS

Product Code	Description	Size	Material	Width
ESMU12	Locknut	M12	Stainless Steel	2.8mm
ESMU16	Locknut	M16	Stainless Steel	2.8mm
ESMU20	Locknut	M20	Stainless Steel	3mm
ESMU25	Locknut	M25	Stainless Steel	3.5mm
ESMU32	Locknut	M32	Stainless Steel	4mm
ESMU40	Locknut	M40	Stainless Steel	5mm
ESMU50	Locknut	M50	Stainless Steel	5mm
ESMU63	Locknut	M63	Stainless Steel	6mm

GLAND ACCESSORIES



MULTIPLE CABLE GLAND INSERTS - IP66

Product Code	Description	Gland Size	Cable No.	Cable Ø
MFD12/04/020	Thermoplastic Elastomer Insert	M12	4	0 - 2.0mm
MFD16/02/040	Thermoplastic Elastomer Insert	M16	2	2.0 - 4.0mm
MFD20/02/060	Thermoplastic Elastomer Insert	M20	2	4.0 - 6.0mm
MFD20/03/040	Thermoplastic Elastomer Insert	M20	3	2.5 - 4.0mm
MFD25/01/065	Thermoplastic Elastomer Insert	M25	1	4.0 - 6.5mm
MFD25/01/090	Thermoplastic Elastomer Insert	M25	1	7.0 - 9.0mm
MFD25/02/080	Thermoplastic Elastomer Insert	M25	2	6.0 - 8.0mm
MFD25/03/070	Thermoplastic Elastomer Insert	M25	3	5.0 - 7.0mm
MFD25/04/060	Thermoplastic Elastomer Insert	M25	4	4.0 - 6.0mm
MFD25/05/056	Thermoplastic Elastomer Insert	M25	4	4.6 - 5.6mm
MFD32/03/080	Thermoplastic Elastomer Insert	M32	6	6.0 - 8.0mm
MFD32/04/070	Thermoplastic Elastomer Insert	M32	4	5.0 - 7.0mm
MFD32/04/080	Thermoplastic Elastomer Insert	M32	4	6.0 - 8.0mm
MFD32/06/060	Thermoplastic Elastomer Insert	M32	6	5.0 - 6.0mm
MFD40/04/100	Thermoplastic Elastomer Insert	M40	4	8.0 - 10mm
MFD40/07/070	Thermoplastic Elastomer Insert	M40	7	5.0 - 7.0mm
MFD40/07/080	Thermoplastic Elastomer Insert	M40	7	6.0 - 8.0mm
MFD40/08/060	Thermoplastic Elastomer Insert	M40	8	5.0 - 6.0mm
MFD50/09/080	Thermoplastic Elastomer Insert	M50	9	6.0 - 8.0mm
MFD50/25/050	Thermoplastic Elastomer Insert	M50	25	4.0 - 5.0mm
MFD63/01/131-01	Thermoplastic Elastomer Insert	M63	7 (various sizes)	6.0 - 13mm
MFD63/02/065-01	Thermoplastic Elastomer Insert	M63	3 (various sizes)	5.0 - 9.0mm
MFD63/03/065	Thermoplastic Elastomer Insert	M63	3	5.0 - 6.5mm

MULTIPLE CABLE SPLIT GLAND INSERTS - IP66

Product Code	Description	Gland Size	Cable No.	Cable Ø
GFD20/01/015	Thermoplastic Elastomer Split Insert	M20	1	0 - 1.5mm
GFD25/01/060	Thermoplastic Elastomer Split Insert	M25	1	4.0 - 6.0mm
GFD32/01/045-01	Thermoplastic Elastomer Split Insert	M32	2	4.5 & 8.5mm
GFD50/01/080	Thermoplastic Elastomer Split Insert	M50	1	6.0 - 8.0mm
GFD63/01/090	Thermoplastic Elastomer Split Insert	M63	1	7.0 - 9.0mm
GFD63/02/065-01	Thermoplastic Elastomer Split Insert	M63	3	6.5 & 9.0mm
GFD63/03/065	Thermoplastic Elastomer Split Insert	M63	3	4.0 - 6.5mm



SPECIAL CABLE GLAND INSERTS - IP66

Product Code	Description	Gland Size	Cable No.	Type
FFD20/01/510	Flat Cable Insert	M20	1	TPS
FFD20/1/713	Flat Cable Insert	M20	1	TPS
SFD 20/01/ASI	ASi BUS Cable Insert	M20	1	ASi Cable



GLAND ACCESSORIES



MFD BLIND SEALING PLUGS

Product Code	Description	Colour	Size Ø	Length
BS2	Polyamide Blind Plug for MFD Seals	Red	2mm	12mm
BS3	Polyamide Blind Plug for MFD Seals	Red	3mm	12mm
BS4	Polyamide Blind Plug for MFD Seals	Red	4mm	12mm
BS5	Polyamide Blind Plug for MFD Seals	Red	5mm	12mm
BS6	Polyamide Blind Plug for MFD Seals	Red	6mm	16mm
BS7	Polyamide Blind Plug for MFD Seals	Red	7mm	16mm
BS8	Polyamide Blind Plug for MFD Seals	Red	8mm	16mm
BS9	Polyamide Blind Plug for MFD Seals	Red	9mm	16mm
BS10	Polyamide Blind Plug for MFD Seals	Red	10mm	16mm
BS12	Polyamide Blind Plug for MFD Seals	Red	12mm	22mm
BS13	Polyamide Blind Plug for M20 Glands	Red	13mm	22mm
BS17	Polyamide Blind Plug for M25 Glands	Red	17mm	17mm
BS21	Polyamide Blind Plug for M32 Glands	Red	21mm	30mm
BS28	Polyamide Blind Plug for M40 Glands	Red	28mm	30mm
BS38	Polyamide Blind Plug for M50 Glands	Red	38mm	35mm
BS48	Polyamide Blind Plug for M63 Glands	Red	48mm	35mm



REDUCING INSERTS - IP68

Product Code	Description	Gland Size	Colour	Cable Ø
RDE12	Reducing Insert - EPDM Material	M12	Black	1.0 - 3.0mm
RDE16	Reducing Insert - EPDM Material	M16	Black	2.0 - 6.0mm
RDE20	Reducing Insert - EPDM Material	M20	Black	4.0 - 8.0mm
RDE25	Reducing Insert - EPDM Material	M25	Black	7.0 - 12mm
RDE32	Reducing Insert - EPDM Material	M32	Black	9.0 - 14mm
RDE40	Reducing Insert - EPDM Material	M40	Black	12 - 20mm
RDE50	Reducing Insert - EPDM Material	M50	Black	16 - 25mm
RDE63	Reducing Insert - EPDM Material	M63	Black	28 - 38mm



GLAND THREAD GASKETS

Product Code	Description	Gland Size	Colour	Thickness
EADR12	Gland Thread Gasket	M12	Black	2mm
EADR16	Gland Thread Gasket	M16	Black	2mm
EADR20	Gland Thread Gasket	M20	Black	2mm
EADR25	Gland Thread Gasket	M25	Black	2mm
EADR32	Gland Thread Gasket	M32	Black	2mm
EADR40	Gland Thread Gasket	M40	Black	2mm
EADR50	Gland Thread Gasket	M50	Black	2mm
EADR63	Gland Thread Gasket	M63	Black	2mm

REDUCERS & ADAPTORS



IP68 GLAND SETS - NICKEL PLATED BRASS - LONG

Product Code	Description	Outer	Inner	Colour	Thread Length
KRM 16/12	Polyamide Reducer	M16	M12	Light Grey (RAL 7035)	9mm
KRM 20/12	Polyamide Reducer	M20	M12	Light Grey (RAL 7035)	9mm
KRM 20/16	Polyamide Reducer	M20	M16	Light Grey (RAL 7035)	9mm
KRM 25/12	Polyamide Reducer	M25	M12	Light Grey (RAL 7035)	10mm
KRM 25/16	Polyamide Reducer	M25	M16	Light Grey (RAL 7035)	10mm
KRM 25/20	Polyamide Reducer	M25	M20	Light Grey (RAL 7035)	10mm
KRM 32/16	Polyamide Reducer	M32	M16	Light Grey (RAL 7035)	12mm
KRM 32/20	Polyamide Reducer	M32	M20	Light Grey (RAL 7035)	12mm
KRM 32/25	Polyamide Reducer	M32	M25	Light Grey (RAL 7035)	12mm
KRM 40/20	Polyamide Reducer	M40	M20	Light Grey (RAL 7035)	12mm
KRM 40/25	Polyamide Reducer	M40	M25	Light Grey (RAL 7035)	12mm
KRM 40/32	Polyamide Reducer	M40	M32	Light Grey (RAL 7035)	12mm
KRM 50/25	Polyamide Reducer	M50	M25	Light Grey (RAL 7035)	14mm
KRM 50/32	Polyamide Reducer	M50	M32	Light Grey (RAL 7035)	14mm
KRM 50/40	Polyamide Reducer	M50	M40	Light Grey (RAL 7035)	14mm
KRM 63/32	Polyamide Reducer	M63	M32	Light Grey (RAL 7035)	15mm
KRM 63/40	Polyamide Reducer	M63	M40	Light Grey (RAL 7035)	15mm
KRM 63/50	Polyamide Reducer	M63	M50	Light Grey (RAL 7035)	15mm



PG TYPE POLYAMIDE REDUCERS - LIGHT GREY

Product Code	Description	Outer	Inner	Colour	Thread Length
KRP9/7	PG Type Polyamide Reducer	PG9	PG7	Light Grey (RAL 7035)	9mm
KRP11/9	PG Type Polyamide Reducer	PG11	PG9	Light Grey (RAL 7035)	9mm
KRP13.5/9	PG Type Polyamide Reducer	PG13.5	PG9	Light Grey (RAL 7035)	10mm
KRP13.5/11	PG Type Polyamide Reducer	PG13.5	PG11	Light Grey (RAL 7035)	10mm
KRP16/11	PG Type Polyamide Reducer	PG16	PG11	Light Grey (RAL 7035)	10mm
KRP16/13.5	PG Type Polyamide Reducer	PG16	PG13.5	Light Grey (RAL 7035)	10mm
KRP21/16	PG Type Polyamide Reducer	PG21	PG16	Light Grey (RAL 7035)	12mm
KRP29/21	PG Type Polyamide Reducer	PG29	PG21	Light Grey (RAL 7035)	12mm



POLYAMIDE ADAPTORS - PG TO METRIC

Product Code	Description	Outer	Inner	Colour	Thread Length
APM16/20	Polyamide Adaptor	PG16	M20	Light Grey (RAL 7035)	10mm
APM36/40	Polyamide Adaptor	PG36	M40	Light Grey (RAL 7035)	14mm

REDUCERS/ADAPTORS & EARTH TAGS



IP68 GLAND SETS - NICKEL PLATED BRASS - LONG

Product Code	Description	Outer	Inner	Thread Length
MRM16/12	Nickel Plated Brass Reducer	M16	M12	5mm
MRM20/12	Nickel Plated Brass Reducer	M20	M12	6mm
MRM20/16	Nickel Plated Brass Reducer	M20	M16	6mm
MRM25/16	Nickel Plated Brass Reducer	M25	M16	7mm
MRM25/20	Nickel Plated Brass Reducer	M25	M20	7mm
MRM32/20	Nickel Plated Brass Reducer	M32	M20	8mm
MRM32/25	Nickel Plated Brass Reducer	M32	M25	8mm
MRM40/25	Nickel Plated Brass Reducer	M40	M25	8mm
MRM40/32	Nickel Plated Brass Reducer	M40	M32	8mm
MRM50/32	Nickel Plated Brass Reducer	M50	M32	9mm
MRM50/40	Nickel Plated Brass Reducer	M50	M40	9mm
MRM63/40	Nickel Plated Brass Reducer	M63	M40	10mm
MRM63/50	Nickel Plated Brass Reducer	M63	M50	10mm



NICKEL PLATED BRASS ADAPTORS - PG TO METRIC

Product Code	Description	Outer	Inner	Thread Length
AMPM-13.5/20	Nickel Plated Brass Adaptor	PG13.5	M20	6.5mm
AMPM-16/20	Nickel Plated Brass Adaptor	PG16	M20	6.5mm
AMPM-16/25	Nickel Plated Brass Adaptor	PG16	M25	6.5mm
AMPM-21/25	Nickel Plated Brass Adaptor	PG21	M25	7mm
AMPM-21/32	Nickel Plated Brass Adaptor	PG21	M32	7mm
AMPM-29/40	Nickel Plated Brass Adaptor	PG29	M40	8mm



BRASS EARTH TAGS - METRIC

Product Code	Description	Size
OSET16	Brass Earth Tag	M16
OSET20	Brass Earth Tag	M20
OSET25	Brass Earth Tag	M25
OSET32	Brass Earth Tag	M32
OSET40	Brass Earth Tag	M40
OSET50	Brass Earth Tag	M50
OSET63	Brass Earth Tag	M63

VENTGLAND SERIES

IP69 VENTGLAND SERIES - BREATHES & SEALS

VENTGLAND SYSTEM

The cable gland has a micro-porous, liquid-tight PTFE membrane that literally lets the casing breathe, which then compensates different pressures inside and outside the casing. Hence, condensation is reduced to a minimum while the high-tech membrane seals the VentGLAND in such a way that dirt and water cannot penetrate into the inside of the casing. VentGLAND meets the high requirements of IP69K.

Your benefits from VentGLAND are that the cable gland and pressure compensation are in one device and that it reduces condensation to a minimum. There are great cost savings due to the following reasons: no extra components, no extra installation, no extra drilling.



IP69K VENTGLAND SETS

Product Code	Description	Size	Colour	Cable Ø	Thread Length
ESVG20set	Ventgland with Locknut	M20	Black (RAL 9005)	6 - 13mm	10mm
ESVG25set	Ventgland with Locknut	M25	Black (RAL 9005)	9 - 17mm	10mm
ESVG32set	Ventgland with Locknut	M32	Black (RAL 9005)	13 - 21mm	12mm

IP69K VENTGLANDS

Product Code	Description	Size	Colour	Cable Ø	Thread Length
ESVG20	Ventgland	M20	Black (RAL 9005)	6 - 13mm	10mm
ESVG25	Ventgland	M25	Black (RAL 9005)	9 - 17mm	10mm
ESVG32	Ventgland	M32	Black (RAL 9005)	13 - 21mm	12mm

IP69K VENTPLUG SERIES

Product Code	Description	Size	Colour	Cable Ø	Thread Length
EVPS12set	Ventplug with Locknut	M12	Black (RAL 9005)	N/A	8mm
EVPS12	Ventgland	M12	Black (RAL 9005)	N/A	8mm
EVPS20	Ventgland	M20	Black (RAL 9005)	N/A	9mm
EVPS40	Ventgland	M40	Black (RAL 9005)	N/A	9mm
EVPS-L-20HFG	Ventgland-HighFlow	M20	Black (RAL 9005)	N/A	15mm
EVPS-L-40HFG	Ventgland-HighFlow	M40	Black (RAL 9005)	N/A	18mm

SPIRAL GLAND & QUIXX



IP68 SPIRAL GLAND SETS - BLACK

Product Code	Description	Size	Colour	Cable Ø	Thread Length
ESKVS-L12set	Spiral Gland with Locknut	M12	Black (RAL 9005)	3 - 7mm	15mm
ESKVS-L16set	Spiral Gland with Locknut	M16	Black (RAL 9005)	4.5 - 10mm	15mm
ESKVS-L20set	Spiral Gland with Locknut	M20	Black (RAL 9005)	6 - 13mm	15mm
ESKVS-L25set	Spiral Gland with Locknut	M25	Black (RAL 9005)	9 - 17mm	15mm
ESKVS-L32set	Spiral Gland with Locknut	M32	Black (RAL 9005)	13 - 21mm	15mm

IP68 SPIRAL GLAND SETS - LIGHT GREY

Product Code	Description	Size	Colour	Cable Ø	Thread Length
ESKVS-L12setGr	Spiral Gland with Locknut	M12	Light Grey (RAL 7035)	3 - 7mm	15mm
ESKVS-L16setGr	Spiral Gland with Locknut	M16	Light Grey (RAL 7035)	4.5 - 10mm	15mm
ESKVS-L20setGr	Spiral Gland with Locknut	M20	Light Grey (RAL 7035)	6 - 13mm	15mm
ESKVS-L25setGr	Spiral Gland with Locknut	M25	Light Grey (RAL 7035)	9 - 17mm	15mm
ESKVS-L32setGr	Spiral Gland with Locknut	M32	Light Grey (RAL 7035)	13 - 21mm	15mm

IP66 QUIXX GLANDS - STANDARD - GREY/WHITE

Product Code	Description	Size	Colour	Cable Ø	Thread Length
EMT16	Membrane Gland	M16	Light Grey / White 1	9mm	11mm
EMT20	Membrane Gland	M20	Light Grey / White 1	13mm	11mm
EMT25	Membrane Gland	M25	Light Grey / White 1	18mm	11mm
EMT32	Membrane Gland	M32	Light Grey / White 1	25mm	11mm

IP66 QUIXX GLANDS - FLAME RETARDANT - WHITE

Product Code	Description	Size	Colour	Cable Ø	Thread Length
EMT-F16	Membrane Gland	M16	White	1 - 9mm	11mm
EMT-F20	Membrane Gland	M20	White	1 - 13mm	11mm
EMT-F25	Membrane Gland	M25	White	1 - 18mm	11mm
EMT-F32	Membrane Gland	M32	White	1 - 25mm	11mm

IP66/67 CLIXX MEMBRANE CABLE ENTRY WITH STRAIN RELIEF

Product Code	Description	Size	Colour	Cable Ø	Thread Length
CLIXX16W	Membrane Cable Entry	M16	White	4.5 – 10mm	15mm
CLIXX25	Membrane Cable Entry	M25	White	9 – 17mm	15mm

STOP ENDS



IP68 METRIC STOP ENDS - LIGHT GREY

Product Code	Description	Size	Colour	Thread Length
EVSG12	Stop End - Polyamide	M12	Light Grey (RAL 7035)	6mm
EVSG16	Stop End - Polyamide	M16	Light Grey (RAL 7035)	6mm
EVSG20	Stop End - Polyamide	M20	Light Grey (RAL 7035)	6mm
EVSG25	Stop End - Polyamide	M25	Light Grey (RAL 7035)	8mm
EVSG32	Stop End - Polyamide	M32	Light Grey (RAL 7035)	8mm

IP66/68 METRIC STOP ENDS WITH MOUNTED O-RING SEAL - LIGHT GREY

Product Code	Description	Size	Colour	Thread Length
EVSG-ORD20	Stop End -with Seal	M20	Light Grey (RAL 7035)	6mm
EVSG-ORD25	Stop End -with Seal	M25	Light Grey (RAL 7035)	8mm
EVSG-ORD32	Stop End -with Seal	M32	Light Grey (RAL 7035)	8mm
EVSG-ORD40	Stop End -with Seal	M40	Light Grey (RAL 7035)	8mm



IP68 PG STOP ENDS - LIGHT GREY

Product Code	Description	Size	Colour	Thread Length
VSG-11	Stop End - Polyamide	PG11	Light Grey (RAL 7035)	6mm
VSG-13.5	Stop End - Polyamide	PG13.5	Light Grey (RAL 7035)	6mm
VSG-16	Stop End - Polyamide	PG16	Light Grey (RAL 7035)	6mm
VSG-21	Stop End - Polyamide	PG21	Light Grey (RAL 7035)	8mm
VSG-29	Stop End - Polyamide	PG29	Light Grey (RAL 7035)	8mm



IP68 METRIC NICKEL PLATED BRASS STOP ENDS

Product Code	Description	Size	Colour	Thread Length
EMVS12	Stop End	M12	Nickel Plated Brass	5mm
EMVS16	Stop End	M16	Nickel Plated Brass	5mm
EMVS20	Stop End	M20	Nickel Plated Brass	6.5mm
EMVS25	Stop End	M25	Nickel Plated Brass	7mm
EMVS32	Stop End	M32	Nickel Plated Brass	8mm
EMVS40	Stop End	M40	Nickel Plated Brass	8.5mm
EMVS50	Stop End	M50	Nickel Plated Brass	9mm
EMVS63	Stop End	M63	Nickel Plated Brass	10mm



WISKA INDUSTRY CATALOGUE

Ask for your copy of the complete Wiska Cable Gland Catalogue.

EMC CABLE GLANDS

TECHNICAL INFORMATION

For electromagnetic protection there is no better solution than what Wiska can offer. They have complete 360° connection of the cable shield with the lowest ohmic and inductive resistance of any gland system.

The EMC glands from Wiska are a high performance and safe solution that can be relied on in the harshest of environments.



IP68 EMC GLANDS WITH EARTHING CONE - NICKEL PLATED BRASS

Product Code	Description	Size	Cable Ø	Shield Ø	Thread Length
EMSKV-L-12-EMV-Z	EMC Gland	M12	3 - 7mm	5mm	12mm
EMSKV-L-16-EMV-Z	EMC Gland	M16	4.5 - 10mm	7.5mm	12mm
EMSKV-L-20-EMV-Z	EMC Gland	M20	6 - 13mm	9.5mm	12mm
EMSKV-L-25-EMV-Z	EMC Gland	M25	9 - 17mm	14.5mm	12mm
EMSKV-L-32-EMV-Z	EMC Gland	M32	13 - 21mm	20mm	15mm
EMSKV-L-40-EMV-Z	EMC Gland	M40	16 - 28mm	26mm	15mm
EMSKV-L-50-EMV-Z	EMC Gland	M50	21 - 35mm	33mm	15mm
EMSKV-L-63-EMV-Z	EMC Gland	M63	34 - 48mm	45mm	15mm



IP68 EMC GLANDS WITH STAINLESS STEEL SPRING INSERT - NICKEL PLATED BRASS

Product Code	Description	Size	Cable Ø	Shield Ø	Thread Length
EMSKV-L-12-EMV-S	EMC Gland	M12	3 - 7mm	5mm	12mm
EMSKV-L-16-EMV-S	EMC Gland	M16	4.5 - 10mm	7.5mm	12mm
EMSKV-L-20-EMV-S	EMC Gland	M20	6 - 13mm	9.5mm	12mm
EMSKV-L-25-EMV-S	EMC Gland	M25	9 - 17mm	14.5mm	12mm
EMSKV-L-32-EMV-S	EMC Gland	M32	13 - 21mm	20mm	15mm
EMSKV-L-40-EMV-S	EMC Gland	M40	16 - 28mm	26mm	15mm
EMSKV-L-50-EMV-S	EMC Gland	M50	21 - 35mm	33mm	15mm
EMSKV-L-63-EMV-S	EMC Gland	M63	34 - 48mm	45mm	15mm



EMC LOCKNUTS WITH EARTHING CLAWS - NICKEL PLATED BRASS

Product Code	Description	Size	Width
EMMU-EMV-12	EMC Locknut	M12	4.7mm
EMMU-EMV-16	EMC Locknut	M16	4.7mm
EMMU-EMV-20	EMC Locknut	M20	4.7mm
EMMU-EMV-25	EMC Locknut	M25	5.2mm
EMMU-EMV-32	EMC Locknut	M32	5.7mm
EMMU-EMV-40	EMC Locknut	M40	6.5mm
EMMU-EMV-50	EMC Locknut	M50	7mm
EMMU-EMV-63	EMC Locknut	M63	7mm

FURTHER PRODUCTS AVAILABLE



MARINE INDUSTRY

Wiska is your expert for Marine lighting, electrical search lights and CCTV products for seagoing vessels.

Wiska products meet the highest quality and safety standards.



VARITAIN

Varitain Reefer sockets stand out in their quality, long service life and cost efficiency.

With high-quality manufacturing and numerous product innovation the Wiska Varitain system is synonymous for reefer sockets worldwide.



WISKA EX

Wiska have a very comprehensive range of Ex lighting and electrical products.

The Wiska Ex programme includes Cable Junction Boxes, switches and sockets, along with a large range of light fitting and cable gland solutions.

ZOLLER & FRÖHLICH

Zoller & Fröhlich (Z+F) is the world's largest manufacturer of Bootlace Ferrules. Their bootlace ferrules which are manufactured in Germany are more cost-effective than other lower quality products sold here in New Zealand. This is due to the worldwide patent held by Z+F on the double ferrule for which they still charge royalties. The quality is superior which you can see at a glance.



BOOTLACE FERRULES - SINGLES



DIN STANDARD FERRULES - SMALL PACKET

PKT QTY

H0.5/8W	Ferrule 0.5mm ² - length 8/14mm - White	100
H0.75/8GR	Ferrule 0.75mm ² - length 8/14mm - Grey	100
H1.0/8R	Ferrule 1.0mm ² - length 8/14mm - Red	100
H1.5/8BL	Ferrule 1.5mm ² - length 8/14mm - Black	100
H2.5/18B	Ferrule 2.5mm ² - length 18/25mm - Blue	500
H2.5/8B	Ferrule 2.5mm ² - length 8/15mm - Blue	100
H2.5/12B	Ferrule 2.5mm ² - length 12/19mm - Blue	100
H4.0/10GR	Ferrule 4.0mm ² - length 10/18mm - Grey	50
H6.0/12Y	Ferrule 6.0mm ² - length 12/20mm - Yellow	100
H10.0/12R	Ferrule 10.0mm ² - length 12/22mm - Red	100
H10.0/18R	Ferrule 10.0mm ² - length 18/28mm - Red	100
H16.0/12B	Ferrule 16.0mm ² - length 12/22mm - Blue	100
H16.0/18B	Ferrule 16.0mm ² - length 18/28mm - Blue	100
H25.0/16Y	Ferrule 25.0mm ² - length 16/30mm - Yellow	50
H35.0/16R	Ferrule 35.0mm ² - length 16/30mm - Red	50
H50.0/20B	Ferrule 50.0mm ² - length 20/36mm - Blue	50



DIN STANDARD FERRULES - OTHER PACKET SIZES

PKT QTY

H0.25/8Y	Ferrule 0.25mm ² - length 8/12mm - Yellow	500
H0.34/8Y	Ferrule 0.34mm ² - length 8/12mm - Yellow	500
H0.5/10W	Ferrule 0.5mm ² - length 10/16mm - White	500
H0.5/12W	Ferrule 0.5mm ² - length 12/18mm - White	500
H0.75/10GR	Ferrule 0.75mm ² - length 10/16mm - Grey	500
H0.75/12GR	Ferrule 0.75mm ² - length 12/18mm - Grey	500
H1.0/10R	Ferrule 1.0mm ² - length 10/16mm - Red	500
H1.0/12R	Ferrule 1.0mm ² - length 12/18mm - Red	500
H1.5/12BL	Ferrule 1.5mm ² - length 12/18mm - Black	500



GERMAN (Z+F) STANDARD FERRULES - SMALL PACKET

PKT QTY

H0.25/6LB	Ferrule 0.25mm ² - length 6/10mm - Light Blue	100
H0.25/12LB	Ferrule 0.25mm ² - length 12/16mm - Light blue	100
H0.34/6T	Ferrule 0.34mm ² - length 6/11mm - Turquoise	100
H0.34/8T	Ferrule 0.34mm ² - length 6/11mm - Turquoise	100
H0.34/12T	Ferrule 0.34mm ² - length 12/16mm - Turquoise	100
H0.5/8O	Ferrule 0.5mm ² - length 8/14mm - Orange	100
H0.75/8W	Ferrule 0.75mm ² - length 8/14mm - White	100
H1.0/8Y	Ferrule 1.0mm ² - length 8/14mm - Yellow	100
H1.5/8R	Ferrule 1.5mm ² - length 8/14mm - Red	100
H2.5/8B	Ferrule 2.5mm ² - length 8/15mm - Blue	100
H2.5/12B	Ferrule 2.5mm ² - length 12/19mm - Blue	100
H4.0/10GR	Ferrule 4.0mm ² - length 10/18mm - Grey	50
H6.0/12BL	Ferrule 6.0mm ² - length 12/20mm - Black	100

BOOTLACE FERRULES - SINGLES



GERMAN (Z+F) STANDARD FERRULES - SMALL PACKET

		PKT QTY
H10.0/12I	Ferrule 10.0mm ² - length 12/22mm - Ivory	100
H10.0/18I	Ferrule 10.0mm ² - length 18/28mm - Ivory	100
H16.0/12G	Ferrule 16.0mm ² - length 12/22mm - Green	100
H25.0/16BR	Ferrule 25.0mm ² - length 16/30mm - Brown	50
H35.0/16BE	Ferrule 35.0mm ² - length 16/30mm - Beige	50
H50.0/20OL	Ferrule 50.0mm ² - length 20/36mm - Olive	50
H70.0/21Y	Ferrule 70.0mm ² - length 21/37mm - Yellow	25
H95.0/25R	Ferrule 95.0mm ² - length 25/44mm - Red	25
H120.0/30B	Ferrule 120.0mm ² - length 30/50mm - Blue	25
H150.0/32Y	Ferrule 150.0mm ² - length 32/54mm - Yello	25



GERMAN (Z+F) STANDARD FERRULES - OTHER PACKET SIZES

		PKT QTY
H0.5/10O	Ferrule 0.5mm ² - length 10/16mm - Orange	500
H0.5/12O	Ferrule 0.5mm ² - length 12/18mm - Orange	500
H0.75/10W	Ferrule 0.75mm ² - length 10/16mm - White	500
H0.75/12W	Ferrule 0.75mm ² - length 12/18mm - White	500
H1.0/10Y	Ferrule 1.0mm ² - length 10/16mm - Yellow	500
H1.0/12Y	Ferrule 1.0mm ² - length 12/18mm - Yellow	500
H1.5/12R	Ferrule 1.5mm ² - length 12/18mm - Red	500
H2.5/18B	Ferrule 2.5mm ² - length 18/25mm - Blue	500



KDS STANDARD FERRULES - SMALL PACKET


		PKT QTY
H0.5/8W	Ferrule 0.5mm ² - length 8/14mm - White	100
H0.75/8LB	Ferrule 0.75mm ² - length 8/14mm - Light blue	100
H1.0/8R	Ferrule 1.0mm ² - length 8/14mm - Red	100
H1.5/8BL	Ferrule 1.5mm ² - length 8/14mm - Black	100
H2.5/8GR	Ferrule 2.5mm ² - length 8/15mm - Grey	100
H4.0/10O	Ferrule 4.0mm ² - length 10/18mm - Orange	50
H6.0/12G	Ferrule 6.0mm ² - length 12/20mm - Green	100
H35.0/16BE	Ferrule 35.0mm ² - length 16/30mm - Beige	50
H50.0/20OL	Ferrule 50.0mm ² - length 20/36mm - Olive	50



KDS STANDARD FERRULES - OTHER PACKET SIZES


		PKT QTY
H0.5/10W	Ferrule 0.5mm ² - length 10/16mm - White	500
H0.5/12W	Ferrule 0.5mm ² - length 12/18mm - White	500
H1.0/10R	Ferrule 1.0mm ² - length 10/16mm - Red	500
H1.0/12R	Ferrule 1.0mm ² - length 12/18mm - Red	500
H1.5/12BL	Ferrule 1.5mm ² - length 12/18mm - Black	500

BOOTLACE FERRULES - DOUBLE




DIN STANDARD DOUBLE BOOTLACE FERRULES

		PKT QTY
H2x0.5/8W	Ferrule 2 x 0.5mm ² - length 8/14 - White	100
H2x0.5/12W	Ferrule 2 x 0.5mm ² - length 12/18 - White	100
H2x0.75/8GR	Ferrule 2 x 0.75mm ² - length 8/14 - Grey	100
H2x0.75/12GR	Ferrule 2 x 0.75mm ² - length 12/18 - Grey	100
H2x1.0/8R	Ferrule 2 x 1.0mm ² - length 8/15 - Red	100
H2x1.0/12R	Ferrule 2 x 1.0mm ² - length 12/19 - Red	100
H2x1.5/8BL	Ferrule 2 x 1.5mm ² - length 8/16 - Black	100
H2x1.5/12BL	Ferrule 2 x 1.5mm ² - length 12/20 - Black	100
H2x1.5/18BL	Ferrule 2 x 1.5mm ² - length 18/26 - Black	100
H2x2.5/10B	Ferrule 2 x 2.5mm ² - length 10/19 - Blue	50
H2x2.5/12B	Ferrule 2 x 2.5mm ² - length 12/21 - Blue	50
H2x2.5/18B	Ferrule 2 x 2.5mm ² - length 18/27 - Blue	100
H2x4.0/12GR	Ferrule 2 x 4.0mm ² - length 12/22 - Grey	100
H2x6.0/12Y	Ferrule 2 x 6.0mm ² - length 12/23 - Yellow	100
H2x10.0/12R	Ferrule 2 x 10.0mm ² - length 12/24 - Red	100
H2x16.0/16B	Ferrule 2 x 16.0mm ² - length 16/29 - Blue	50



GERMAN (Z+F) STANDARD DOUBLE BOOTLACE FERRULES

		PKT QTY
H2x0.5/8O	Ferrule 2 x 0.5mm ² - length 8/12 - Orange	100
H2x0.75/8W	Ferrule 2 x 0.75mm ² - length 8/14 - White	100
H2x0.75/10W	Ferrule 2 x 0.75mm ² - length 10/16 - White	100
H2x1.0/8Y	Ferrule 2 x 1.0mm ² - length 8/15 - Yellow	100
H2x1.0/12Y	Ferrule 2 x 1.0mm ² - length 12/19 - Yellow	100
H2x1.5/8R	Ferrule 2 x 1.5mm ² - length 8/16 - Red	100
H2x1.5/12R	Ferrule 2 x 1.5mm ² - length 12/20 - Red	100
H2x2.5/10B	Ferrule 2 x 2.5mm ² - length 10/19 - Blue	50
H2x2.5/12B	Ferrule 2 x 2.5mm ² - length 12/21 - Blue	50
H2x2.5/18B	Ferrule 2 x 2.5mm ² - length 18/27 - Blue	100
H2x4.0/12GR	Ferrule 2 x 4.0mm ² - length 12/22 - Grey	100
H2x6.0/12BL	Ferrule 2 x 6.0mm ² - length 12/23 - Black	100
H2x10.0/12I	Ferrule 2 x 10.0mm ² - length 12/24 - Ivory	100
H2x16.0/16G	Ferrule 2 x 16.0mm ² - length 16/29 - Green	50



KDS STANDARD DOUBLE BOOTLACE FERRULES

		PKT QTY
H2x0.5/8W	Ferrule 2 x 0.5mm ² - length 8/14 - White	100
H2x0.5/12W	Ferrule 2 x 0.5mm ² - length 12/18 - White	100
H2x1.0/8R	Ferrule 2 x 1.0mm ² - length 8/15 - Red	100
H2x1.0/12R	Ferrule 2 x 1.0mm ² - length 12/19 - Red	100
H2x1.5/8BL	Ferrule 2 x 1.5mm ² - length 8/16 - Black	100
H2x1.5/12BL	Ferrule 2 x 1.5mm ² - length 12/20 - Black	100
H2x1.5/18BL	Ferrule 2 x 1.5mm ² - length 18/26 - Black	100

BOOTLACE FERRULES - ROLLS/STRIPS



DIN STANDARD BOOTLACE FERRULES IN ROLLS PKT QTY

H0.5/8/5000W	Ferrule 0.5mm ² - length of uninsulated comp. 8mm - White	5000
H0.75/8/5000GR	Ferrule 0.75mm ² - length of uninsulated comp. 8mm - Grey	5000
H1.0/8/5000R	Ferrule 1.0mm ² - length of uninsulated comp. 8mm - Red	5000
H1.5/8/5000BL	Ferrule 1.5mm ² - length of uninsulated comp. 8mm - Black	5000
H2.5/8/3000B	Ferrule 2.5mm ² - length of uninsulated comp. 8mm - Blue	3000



GERMAN (Z+F) STANDARD BOOTLACE FERRULES IN ROLLS PKT QTY

H0.34/8/5000T	Ferrule 0.34mm ² - length of uninsulated comp. 8mm - Turquoise	5000
H0.5/8/5000O	Ferrule 0.5mm ² - length of uninsulated comp. 8mm - Orange	5000
H0.75/8/5000W	Ferrule 0.75mm ² - length of uninsulated comp. 8mm - White	5000
H1.0/8/5000Y	Ferrule 1.0mm ² - length of uninsulated comp. 8mm - Yellow	5000
H1.5/8/5000R	Ferrule 1.5mm ² - length of uninsulated comp. 8mm - Red	5000
H2.5/8/3000B	Ferrule 2.5mm ² - length of uninsulated comp. 8mm - Blue	3000



KDS STANDARD BOOTLACE FERRULES IN ROLLS PKT QTY

H0.5/8/5000W	Ferrule 0.5mm ² - length of uninsulated comp. 8mm - White	5000
H1.0/8/5000R	Ferrule 1.0mm ² - length of uninsulated comp. 8mm - Red	5000
H1.5/8/5000BL	Ferrule 1.5mm ² - length of uninsulated comp. 8mm - Black	5000



DIN STANDARD BOOTLACE FERRULES IN STRIPS (10 X 50) PKT QTY

H0.5/8/500W	Ferrule 0.5mm ² - length of uninsulated comp. 8mm - White	10x50
H0.75/8/500GR	Ferrule 0.75mm ² - length of uninsulated comp. 8mm - Grey	10x50
H1.0/8/500R	Ferrule 1.0mm ² - length of uninsulated comp. 8mm - Red	10x50
H1.5/8/500BL	Ferrule 1.5mm ² - length of uninsulated comp. 8mm - Black	10x50
H2.5/8/500B	Ferrule 2.5mm ² - length of uninsulated comp. 8mm - Blue	10x50



GERMAN (Z+F) STANDARD BOOTLACE FERRULES IN STRIPS (10 X 50)

H0.5/8/500O	Ferrule 0.5mm ² - length of uninsulated comp. 8mm - Orange	10x50
H0.75/8/500W	Ferrule 0.75mm ² - length of uninsulated comp. 8mm - White	10x50
H1.0/8/500Y	Ferrule 1.0mm ² - length of uninsulated comp. 8mm - Yellow	10x50
H1.5/8/500R	Ferrule 1.5mm ² - length of uninsulated comp. 8mm - Red	10x50
H2.5/8/500B	Ferrule 2.5mm ² - length of uninsulated comp. 8mm - Blue	10x50

UNINSULATED FERRULES & TOOLS



UNINSULATED BOOTLACE FERRULES

		PKT QTY
H0.5/6	Uninsulated Ferrule 0.5mm ² - length 6mm	1000
H0.75/6	Uninsulated Ferrule 0.75mm ² - length 6mm	1000
H1.0/6	Uninsulated Ferrule 1.0mm ² - length 6mm	1000
H1.0/10	Uninsulated Ferrule 1.0mm ² - length 10mm	1000
H1.5/7	Uninsulated Ferrule 1.5mm ² - length 7mm	1000
H1.5/10	Uninsulated Ferrule 1.5mm ² - length 10mm	1000
H2.5/7	Uninsulated Ferrule 2.5mm ² - length 7mm	1000
H2.5/12	Uninsulated Ferrule 2.5mm ² - length 12mm	1000
H4.0/9	Uninsulated Ferrule 4.0mm ² - length 9mm	500
H6.0/12	Uninsulated Ferrule 6.0mm ² - length 12mm	500
H10.0/12	Uninsulated Ferrule 10.0mm ² - length 12mm	500
H10.0/15	Uninsulated Ferrule 10.0mm ² - length 15mm	500
H10.0/18	Uninsulated Ferrule 10.0mm ² - length 18mm	500
H16.0/12	Uninsulated Ferrule 16.0mm ² - length 12mm	500
H16.0/15	Uninsulated Ferrule 16.0mm ² - length 15mm	500
H16.0/18	Uninsulated Ferrule 16.0mm ² - length 18mm	100
H25.0/18	Uninsulated Ferrule 25.0mm ² - length 18mm	100
H35.0/18	Uninsulated Ferrule 35.0mm ² - length 18mm	100
H35.0/32	Uninsulated Ferrule 35.0mm ² - length 32mm	100
H50.0/32	Uninsulated Ferrule 50.0mm ² - length 32mm	100
H70.0/25	Uninsulated Ferrule 70.0mm ² - length 25mm	50
H95.0/32	Uninsulated Ferrule 95.0mm ² - length 32mm	50
H120.0/32	Uninsulated Ferrule 120.0mm ² - length 32mm	25
H150.0/32	Uninsulated Ferrule 150.0mm ² - length 32mm	25
H185.0/32	Uninsulated Ferrule 185.0mm ² - length 32mm	25



BOOTLACE FERRULE COLLECTION BOXES

V30S0000018	Empty Bootlace Ferrule Collection Box - 5 divisions
V30S0000015	Empty Bootlace Ferrule Collection Box - 5 coloured divisions
V30S0000041	DIN Standard Ferrule Collection Box with 50x0.5, 100x0.75, 100x1.0, 100x1.5 & 50x2.5
V30S0000070	DIN Standard Ferrule Collection Box with 50x0.5, 50x0.75, 50x1.0, 50x1.5 & 25x 2.5 Twin
V30S0000001	German (Z+F) Standard Ferrule Box with 50x0.5, 100x0.75, 100x1.0, 100x1.5 & 50x2.5
V30S0000069	German (Z+F) Standard Ferrule Box with 50x0.5, 50x0.75, 50x1.0, 50x1.5 & 25x2.5 Twin

BOOTLACE FERRULE CRIMP TOOLS

CrimpfitFMulti	Ferrule Multifunction Crimp Tool - Cut, Strip & Crimp 0.5-2.5mm ² - Medium Use
CrimpfitF6L	Crimp Tool - 0.5-6mm ² - Heavy Use
CrimpfitF16L	Crimp Tool - 6-16mm ² - Heavy Use
CrimpfitF25L	Crimp Tool - 6-25mm ² as well as Double Ferrules 4, 6 & 10mm ² - Heavy Use
CrimpfitF50L	Crimp Tool - 35-50mm ² as well as Double Ferrules 16mm ² - Heavy Use



